

.290" MOUNT PANEL LIGHT SOCKETS

90 Series Mounting Hardware

- Sockets for 90 Series Panel Lights
- Mounting Hole Diameter: Ø.375" - Ø.385"
- Panel Thickness: Max: 0.80"

TO ORDER, FOLLOW THE EXAMPLE:

Select one **BOLD** component from each SHADED column in the tables below.

1 Model	2 Lens Diffusion	3 Lens Color
L92	-C	R

→ Part Number **L92-CR**

90 SERIES SOCKETS & HARDWARE

1 Model	Description	Mating Components
PS90 ^[1]	90 Series Socket, Solder Terminals	C905, C91, C94, C96, C961, C964
PS90T ^[1]	90 Series Socket, Turret Terminals	C905, C91, C94, C96, C961, C964
RC90	Retaining Collar	PS90, PS90T
SH90	Wiring Plug	905, 91, 94, 96, 961, 964, C905, C91, C94, C96, C961, C964
CSH90	Wiring Plug with collar	905, 91, 94, 96, 961, 964, C905, C91, C94, C96, C961, C964
TC9	90 Series Mounting Clip	905, 91, 94, 96, 961, 964, C905, C91, C94, C96, C961, C964
NW9	90 Series Mounting Washer (neoprene)	905, 91, 94, 96, 961, 964, C905, C91, C94, C96, C961, C964

90 SERIES LENS

(For use with PS90 or PS90T Socket with Model C905 Panel Light)

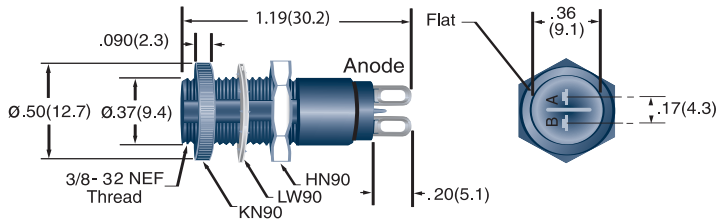
1 Model	2 Lens Diffusion	3 Lens Color
L92	-C Clear	R Red
	-N Diffused	A Amber
		Y Yellow
		G Green
		B Blue
		W Water Clear
		-S Smoke ^[2]



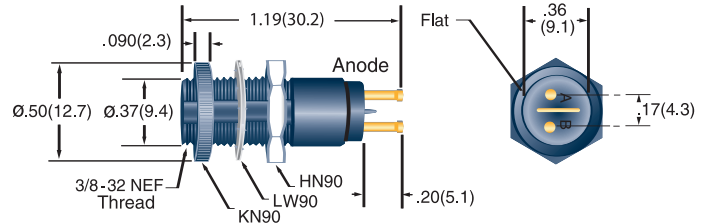
[1] Hardware Assembled.

[2] Omit Lens Diffusion Code (e.g. L92-S).

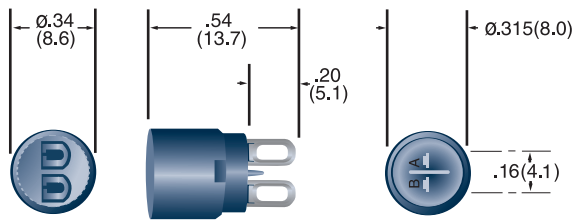
PS90



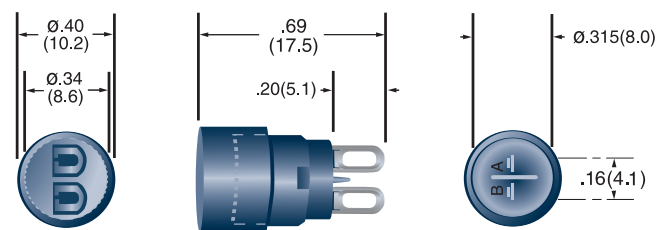
PS90T



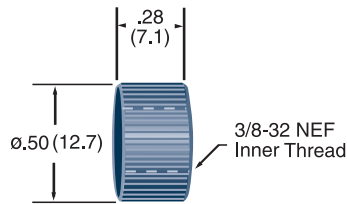
SH90



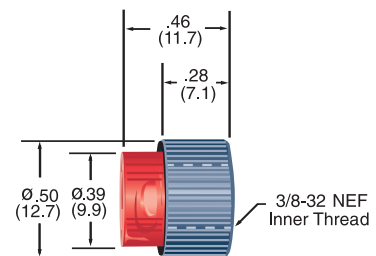
CSH90



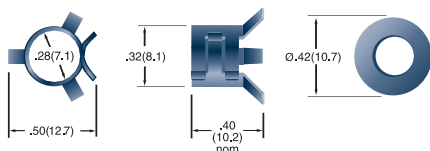
RC90-B



L92



TC9 & NW9 Mounting Hardware



All dimensions are in inches (mm)

Tolerances: $.xx(.x) \pm .025"(.63)$ / $.xxx(.xx) \pm .010"(.25)$

Specifications are subject to change without notice.

.290" MOUNT PANEL LIGHT SOCKETS



Water-Tight

- Sockets for model C905 - For Splash Down Environments (not submersible)

Mounting Hole Diameter: $\varnothing.375$ " - $\varnothing.385$ "
Maximum Panel Thickness Max: 0.80"

1 Socket Model

PS90
PS90T

2 Lens Model

-L92

3 Lens Diffusion

-C
Clear

-N
Diffused

4 Lens Color

R Red B Blue
A Amber W Water Clear
Y Yellow -S Smoke^[1]
G Green

5 Water Tight


-WT

TO ORDER, FOLLOW THE EXAMPLE:

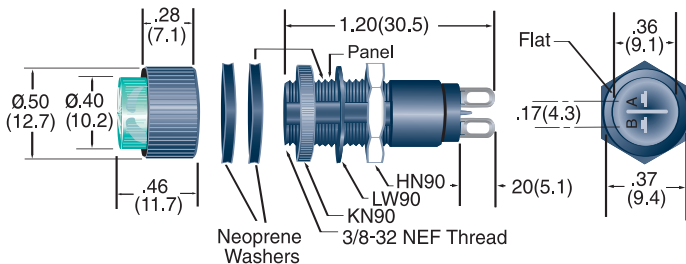
Select one **BOLD** component from each numbered category in the tables below.

1	2	3	4	5
Socket Model	Lens Model	Lens Diffusion	Lens Color	Water Tight
PS90	-L92	-C	-Y	-WT

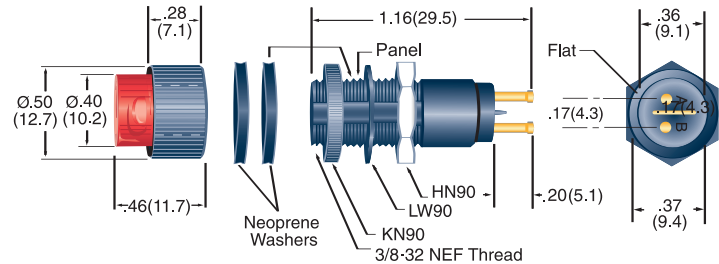
→Part Number **PS90T-L92-CY-WT**



PS90, Water Tight



PS90T, Water Tight



[1] Omit Lens Diffusion Code (e.g. PS90T-L92-S-WT).

All dimensions are in inches (mm)
Tolerances: $.xx$ "(.x) $\pm.025$ "(.63) / $.xxx$ "(.xx) $\pm.010$ "(.25)
Specifications are subject to change without notice.

X-ON Electronics

Largest Supplier of Electrical and Electronic Components

Click to view similar products for [Lighting Cables](#) category:

Click to view products by [Visual Communications Company](#) manufacturer:

Other Similar products are found below :

[CL2-EXTEND](#) [96CB-E0605HAA1](#) [ZWF-915-J](#) [68801-4899](#) [68801-2112](#) [68801-2123](#) [68801-4124](#) [68801-4752](#) [68801-4850](#) [ZFS-CH144-12I](#) [96CB-E0405PCA3](#) [96CB-E0405PIC3](#) [96CB-E0605HAB1](#) [SSL11-J2LJ0-022A04](#) [CNXBE4218](#) [1-2058943-7](#) [1-2058943-8](#) [1-2083075-2](#) [1-2083080-1](#) [CNX310-120-X4124](#) [CNX_C_E_4_2_08](#) [CNXBE4118](#) [CNX_310_012_E_4_1_12](#) [2702306](#) [2702307](#) [SSL12-J4FJ0-000001](#) [180888-0405](#) [SSL12-J2LJ0-020F01](#) [180887-0430](#) [1705131](#) [180887-0410](#) [180778-0405](#) [1-2083029-8](#) [SSL12-J4LJ0-020H01](#) [180778-0430](#) [SSL12-P4LP0-M20H01](#) [SSL12-P4LP0-M20F01](#) [SSL12-P2LP0-M20F01](#) [SSL12-J4LJ0-020F01](#) [SSL11-J2LJ0-B22A04](#) [68801-4037](#) [68801-4039](#) [68801-4053](#) [68801-4055](#) [68801-4057](#) [68801-4059](#) [68801-4061](#) [960026](#) [2-2083030-2](#) [SSL12-J2LJ0-020A04](#)