

- For Detailed LED Data, See Discrete Section, MODEL 200

1 Model^[1]

MB400	Bayonet
MBL400	Bayonet
MF400	Flange
MFL400	Flange
MS400	Screw
MSL400	Screw

TO ORDER, FOLLOW THE EXAMPLE:

Select one **BOLD** component from each SHADED column in the tables below.

1 Model	2 LED	3 Voltage
MS400	-NWG	24H

→Part Number **MS400-NWG24H**

2 HIGH INTENSITY-WATERCLEAR ENCAPSULATION

LED	Color	λpk (nm)	Iv ^[2] (mcd)	Viewing Angle	V/C Table ^[3]
-NWR	RED	634	2800	30	I
-NWO	ORG	605	2000	30	I
-NWA	AMB	592	2800	30	I
-NWG	GRN	520	2400	45	II
-NWB	BLU	465	700	45	II
-NWW	CWHT		2500	50	II
-NWL	WWHT		1800	50	II
-NKR	RED	634	3600	15	I
-NKO	ORG	605	8000	15	I
-NKA	AMB	592	3600	15	I
-NKG	GRN	520	10000	15	II
-NKB	BLU	465	3000	15	II
-NKW	CWHT		9200	20	II
-NKL	WWHT		9200	15	II

Voltage/Current

Design Vf/If	Max Vf/If
V/C Table I	
5V/22mA	5.5V/28mA
6V/21mA	7V/27mA
12V/20mA	14V/25mA
15V/24mA	16.5V/28mA
24V/17mA	26V/20mA
28V/16.5mA	30V/18mA
48V/15mA	50V/16mA
60V/9mA	65V/10mA
120VAC/3.5mA	130VAC/4mA

3 Voltage^[4]

2
5H
6H
12H
15H
24H
28H
48H
60H
120

WIDE ANGLE/FLAT-TOPPED-WATERCOLOR ENCAPSULATION

LED	Color	λpk (nm)	Iv ^[2] (mcd)	Viewing Angle	V/C Table ^[3]
-NFR	RED	634	780	75	I
-NFA	AMB	592	600	75	I
-NFG	GRN	520	780	75	II
-NFB	BLU	465	168	75	II
-NFW	WHT		280	75	II

Voltage/Current

Design Vf/If	Max Vf/If
V/C Table II	
5V/15mA	5.5V/23mA
6V/15mA	7V/25mA
12V/15mA	14V/20mA
15V/15mA	16.5V/18mA
24V/15mA	26V/18mA
28V/15mA	30V/17mA
48V/9.5mA	50V/10mA
60V/9mA	65V/10mA
120VAC/3.5mA	130VAC/4mA



[1] All Models are center anode. Insert C after Model for center cathode (e.g. MBL400C).

[2] Iv = typical luminous intensity @ If = 20mA (Ta=25°C).

[3] See Voltage/Current table for design specifications.

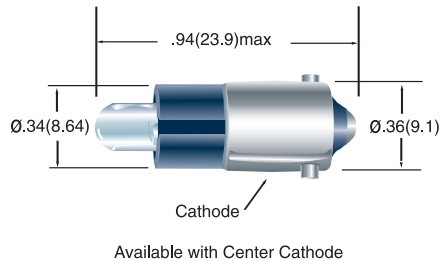
[4] Ta = 25°C. Voltage "2" indicates external resistor required. Voltages 5H through 60H are VDC. For AC operation, insert D after Voltage (e.g. 24HD). D indicates built-in rectifier: not required for 5H or 120VAC. For 120VDC, insert DC after Voltage (e.g. 120DC).

Continued...

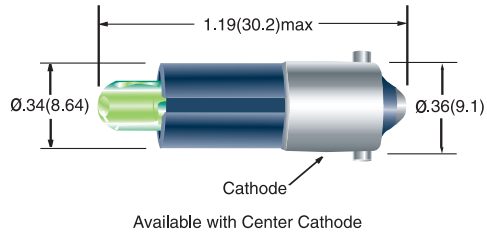
T-3¹/₄ MINIATURE LAMP

Single-Chip - For Small Lens Applications

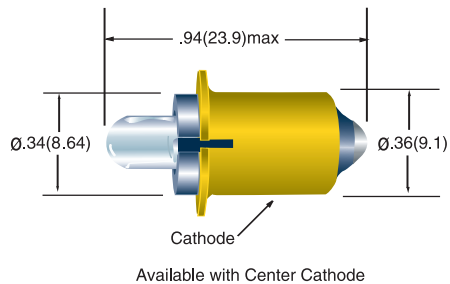
MB400



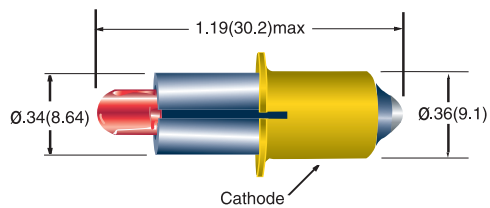
MBL400



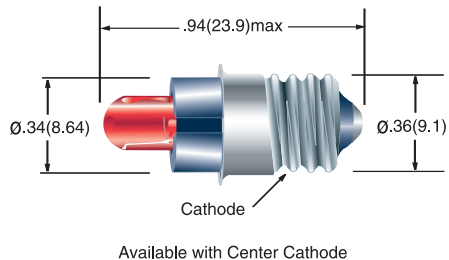
MF400



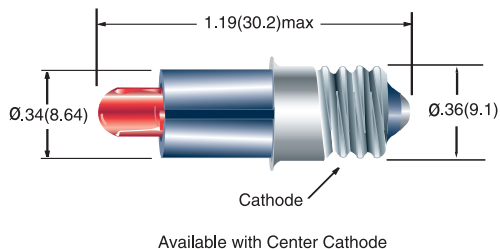
MFL400



MS400



MSL400

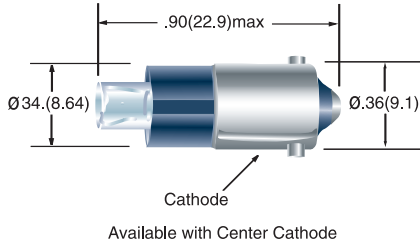


All dimensions are in inches (mm)

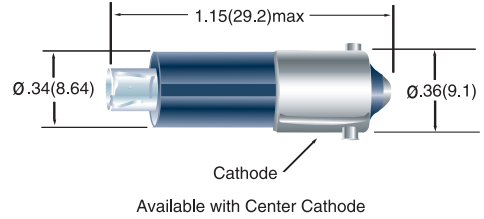
Tolerances: .xx"(.x) ±.025"(.63) / .xxx"(.xx)±.010"(.25)
Specifications are subject to change without notice.

Wide Angle LED Lamps

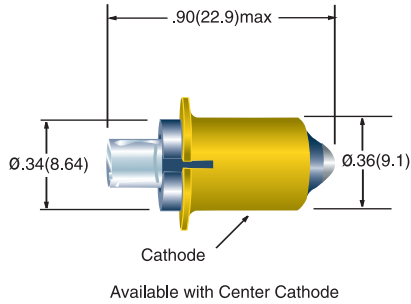
MB400, NFX Series (75°)



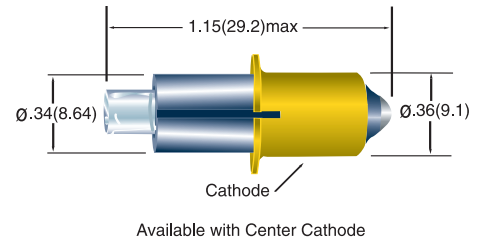
MBL400, NFX Series (75°)



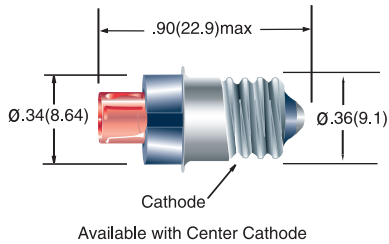
MF400, NFX Series (75°)



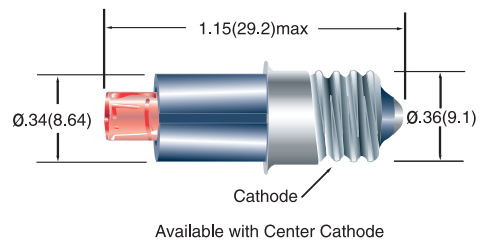
MFL400, NFX Series (75°)



MS400, NFX Series (75°)



MSL400, NFX Series (75°)



All dimensions are in inches (mm)

Tolerances: .xx"(.x) ±.025"(.63) / .xxx"(.xx)±.010"(.25)
Specifications are subject to change without notice.

X-ON Electronics

Largest Supplier of Electrical and Electronic Components

Click to view similar products for [LED Replacement Lamps - Based LEDs](#) *category:*

Click to view products by [Visual Communications Company](#) *manufacturer:*

Other Similar products are found below :

[LAPD-1A](#) [LAPD-1R](#) [LAPD-6W](#) [SSP-1156B153S12](#) [SSP-1157B156U12](#) [SSP-LXS110818BA](#) [560-0101F](#) [560-0103F](#) [LAPD-1W](#) [LAPD-6R](#)
[560-0104F](#) [SSP-LXC1283S24](#) [SSP-3MB96U12G](#) [1.90.690.684/0000](#) [560-0203F](#) [586-2206-205F](#) [SSP-LXS1826U16A](#) [24LS4-G1](#) [24LS4-R1](#)
[MF200-NFW5H](#) [MB403-W60-CW-BP](#) [387LP-A](#) [1819LS2-G-CG](#) [387LP-R](#) [387LP-B](#) [387LP-G](#) [24LS4-W1](#) [6S6LS155-CWR](#) [130MBLS-G-](#)
[CG](#) [5000404LAMP](#) [6S6LS130-CWW](#) [MF200-BCG12H](#) [MF200-NFR5H](#) [24L4-B1](#) [MF200-NKG120](#) [5SB-NFG24H](#) [MF200C-NFW28H](#)
[MF200-BCG24H](#) [6S6LS130-CWG](#) [MG200-NFR12H](#) [5SB-NKR120](#) [5000411LAMP](#) [MB403-R6AC-CR](#) [MG200-NWG120](#) [6S6LS120-CWG](#)
[8718699767655](#) [8718699772154](#) [64650](#) [SKU 217262](#) [SKU 211686](#)