

Feature

- § Low Power Consumption
- § High Intensity
- § I.C. compatible

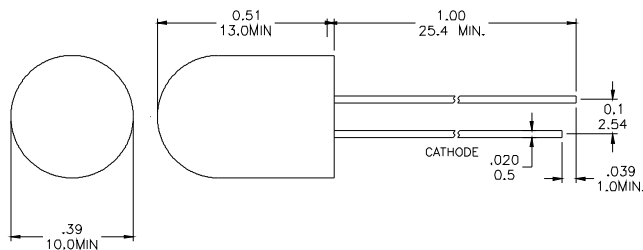
Applications

- § Commercial Outdoor Sign Board
- § Front Panel Indicator
- § Dot-Matrix Module
- § LED Bulb

Description

- § These High Intensity LEDs are Based on GaP/GaP Material Technology
- § Emitted color:Green
- § Water Clean Lens

Package Dimension



* Tolerance : $\pm \frac{0.01}{0.25}$ Un $\frac{\text{inch}}{\text{mm}}$

Absolute Maximum Ratings at Ta=25°C

Symbol	Parameter	Max.	Unit
PD	Power Dissipation	100	mW
VR	Reverse Voltage	5	V
IAF	Average Forward Current	25	mA
IPF	Peak Forward Current (Duty=0.1, 1kHz)	85	mA
—	Derating Linear Form 25°C	0.4	mA/°C
Topr	Operating Temperature Range	-40 to + 80	°C
Tstg	Storage Temperature Range	-40 to + 100	°C

Lead Soldering Temperature [1.6mm (0.063inch) From Body] 260°C For 5 Seconds.

Electrical / Optical Characteristics and Curves at Ta=25°C

Symbol	Parameter	Test Condition	Min.	Typ.	Max.	Unit
VF	Forward Voltage	IF= 20 mA		2.0	2.4	V
IR	Reverse Current	VR= 5 V			100	μ A
$\Delta \theta$	Half Intensity Angle	IF= 20 mA		30		Deg.
IV	Luminous Intensity	IF= 20 mA		350		mcd.
λd	Dominant Wavelength	IF= 20 mA		570		nm

Electrical Characteristics at Ta=25°C

Symbol	Iv		VF		λ D	
Parameter	Luminous Intensity		Forward Voltage		Dominant Wavelength	
Condition	IF=20mA		IF=20mA		IF=20mA	
Unit	mcd		V		nm	
Binning	Grade	Range	Grade	Range	Grade	Range
	BIN 13	345~485	B	1.8~1.9	G8	567~569
			C	1.9~2.0	G9	569~571
			D	2.0~2.1	G10	571~573
			E	2.1~2.2		
			F	2.2~2.3		
			G	2.3~2.4		

Intensity: Tolerance of minimum and maximum = ± 15%

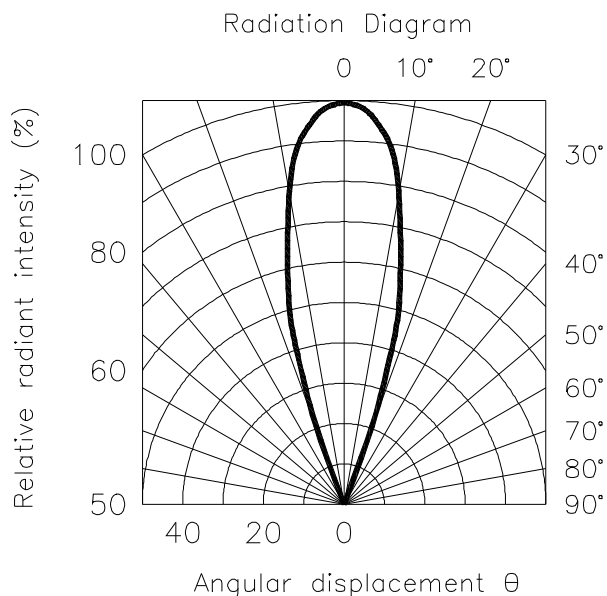
Vf: Tolerance of minimum and maximum = ± 0.05v

NOTE:

1. Static electricity and surge damages the LED. It is recommend to use a anti-static wrist band or anti-electrostatic glove when handing the LEDs. All devices, equipment and machinery must be properly grounded.
2. Specific binning requirements –please contact our home office

Radiation Diagram

IF=20 mA 50% Power Angle Angle =30°



GREEN

Typical Electro-optical Characteristic Curves (25°C Free Air Temperature Unless Otherwise Specified)

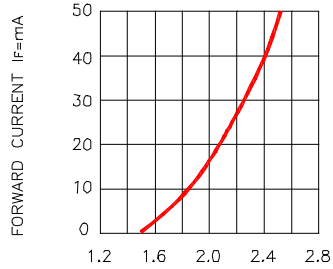


Fig.1 FORWARD CURRENT VS FORWARD VOLTAGE

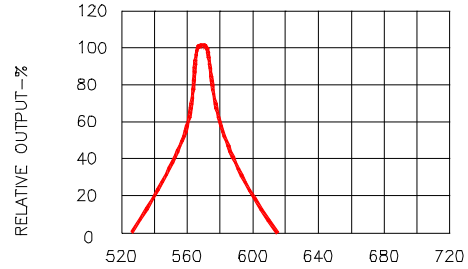


Fig.2 SPECTRAL RESPONSE

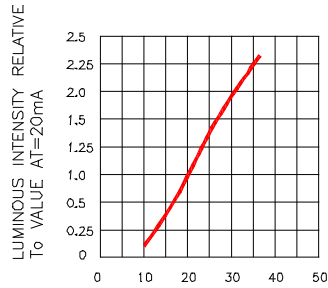


Fig.3 RELATIVE LUMINOUS INTENSITY VS. FORWARD CURRENT

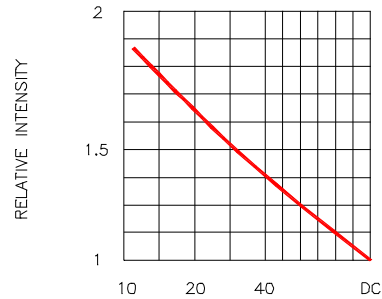


Fig.4 LUMINOUS INTENSITY VS.DUTY CYCLE

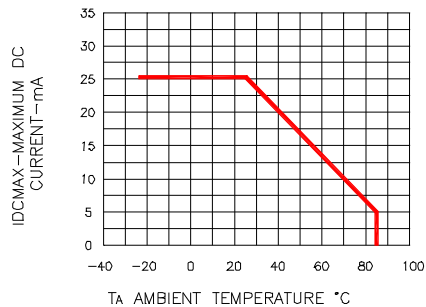


Fig .5 MAXIMUM ALLOWABLE DC CURRENT PER SEGMENT VS. A FUNCTION OF AMBIENT TEMPERATURE

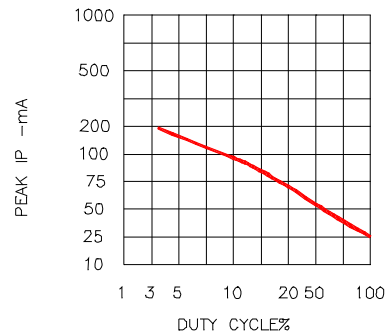


Fig.6 MAX PEAK CURRENT VS. DUTY CYCLE % (REFRESH RATE f=1KHz)

X-ON Electronics

Largest Supplier of Electrical and Electronic Components

Click to view similar products for [Standard LEDs - Through Hole category:](#)

Click to view products by [Visual Communications Company manufacturer:](#)

Other Similar products are found below :

[LTL-10254W](#) [LTL-1214A](#) [LTL-3251A](#) [LTL-4262N](#) [LTL-433P](#) [LTL-5234](#) [LTL87HTBK](#) [LTL-87HD4B](#) [HLMP-EL30-PS0DD](#)
[1L0532V23G0TD001](#) [NSPW500CS](#) [NTE30036](#) [NTE30044](#) [NTE30059](#) [NTE3020](#) [LD CQDP-1U3U-W5-1-K](#) [LO566UHR3-70G-A3](#)
[LP379PPG1C0G0300001](#) [SLX-LX3044GD](#) [SLX-LX3044ID](#) [SLX-LX3044YD](#) [1.90690.3330000](#) [SSS-LX4673ID-410B](#) [1L0532Y24I0TD001](#)
[264-7SYGD/S530-E2](#) [HLMP-1301-G00FG](#) [HLMP1385](#) [LTL-10224W](#) [LTL-1224A](#) [LTL-1234A](#) [LTL-2251AT](#) [LTL-403HR](#) [LTL-4222](#)
[LU7-E-B](#) [4380H1](#) [TLHY44K1L2](#) [484-10SYGT/S530-E2](#) [HLMP-3962-F0002](#) [HLMP-GG15-R0000](#) [323-2SURD/S530-A3](#) [L53SRC/E-Z](#) [L-](#)
[7679C1ZGC](#) [4302T1-5V](#) [4306D23](#) [4363D1/5](#) [WP1503SRC/J4](#) [WP153GDT](#) [WP153YDT](#) [WP1543SGC](#) [WP1543SURC](#)