

**Feature**

- Low Power Consumption
- High Intensity
- I.C. compatible

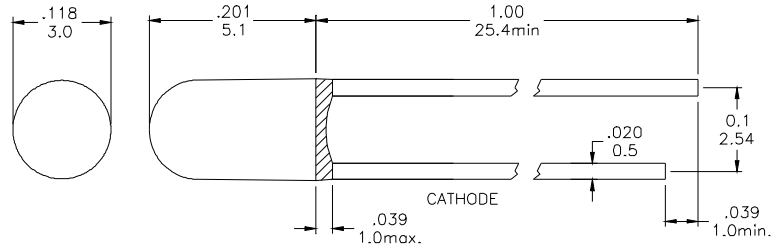
**Applications**

- Commercial Outdoor Sign Board
- Front Panel Indicator
- Dot-Matrix Module
- LED Bulb

**Description**

- These High Intensity LEDs are Based on InGaN/Sapphire Material Technology
- Emitted color:Blue
- Water Transparent Lens

**Package Dimension**



\* Tolerance:  $\frac{0.01}{0.25}$  Unit:  $\frac{\text{inch}}{\text{mm}}$

**Absolute Maximum Ratings at Ta = 25°C**

Symbol	Parameter	Max.	Unit
PD	Power Dissipation	120	mW
VR	Reverse Voltage	5	V
IAF	Average Forward Current	30	mA
IPF	Peak Forward Current (Duty = 0.1, 1kHz)	100	mA
—	Derating Linear Form 25°C	0.4	mA / °C
Topr	Operating Temperature Range	- 40 to + 80	°C
Tstg	Storage Temperature Range	- 40 to + 100	°C

Lead Soldering Temperature [1.6mm (0.063inch) From Body] 260°C For 5 Seconds.

**Electrical / Optical Characteristics and Curves at Ta = 25°C**

Symbol	Parameter	Test Condition	Min.	Typ.	Max.	Unit
VF	Forward Voltage	IF = 20 mA		3.5	4.0	V
IR	Reverse Current	VR = 5 V			50	μA
$\Delta \theta$	Half Intensity Angle	IF = 20 mA		30		Deg.
IV	Luminous Intensity	IF = 20 mA		2500		mcd.
$\lambda d$	Dominant Wavelength	IF = 20 mA		470		nm

### Electrical Characteristics at Ta=25°C

Symbol	I <sub>v</sub>		V <sub>F</sub>		λ D	
Parameter	Luminous Intensity		Forward Voltage		Dominant Wavelength	
Condition	IF=20mA		IF=20mA		IF=20mA	
Unit	mcd		V		nm	
Binning	Grade	Range	Grade	Range	Grade	Range
	BIN 17	1300~1800	P1	3.0~3.2	B5	460~465
	BIN 18	1800~2500	P2	3.2~3.4	B6	465~470
	BIN 19	2500~3500	P3	3.4~3.6	B7	470~475
			P4	3.6~3.8		
			P5	3.8~4.0		

Intensit : Tolerance of minimum and maximum = ± 15%

Vf: Tolerance of minimum and maximum = ± 0.05v

NOTE:

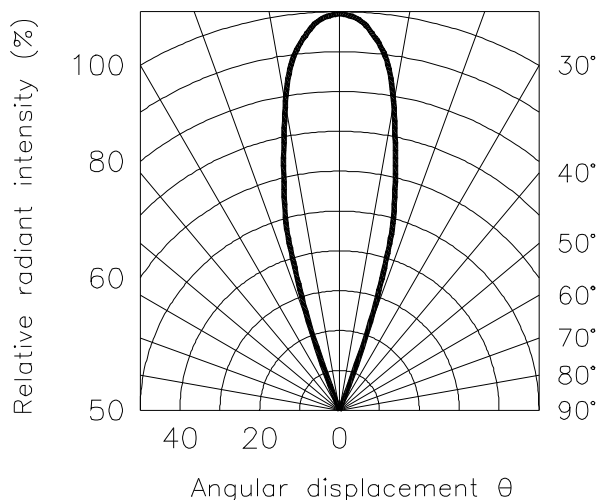
1. Static electricity and surge damages the LED. It is recommend to use a anti-static wrist band or anti-electrostatic glove when handing the LEDs. All devices, equipment and machinery must be properly grounded.
2. Specific binning requirements- please contact our home office

### Radiation Diagram

**IF=20 mA 50% Power Angle Angle =30°**

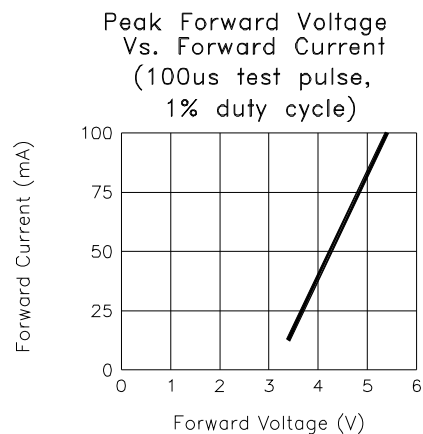
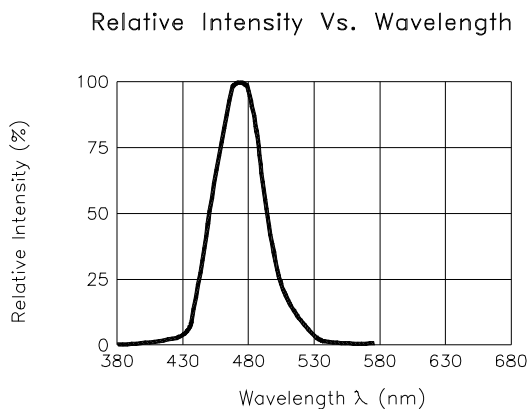
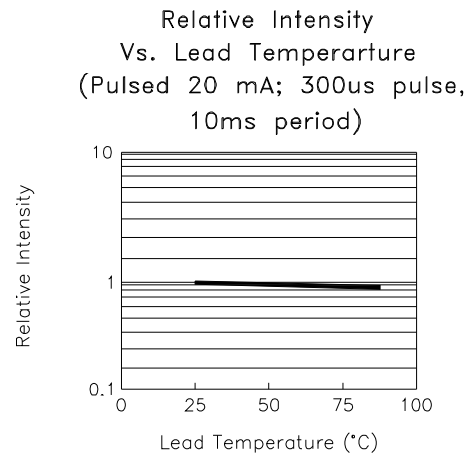
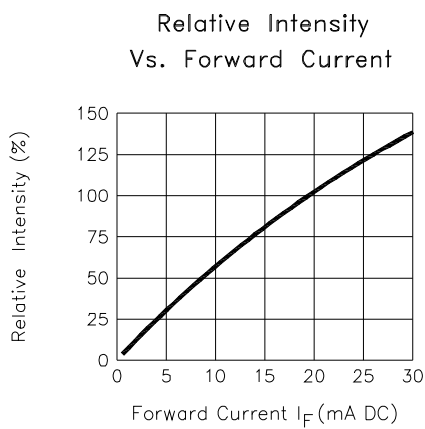
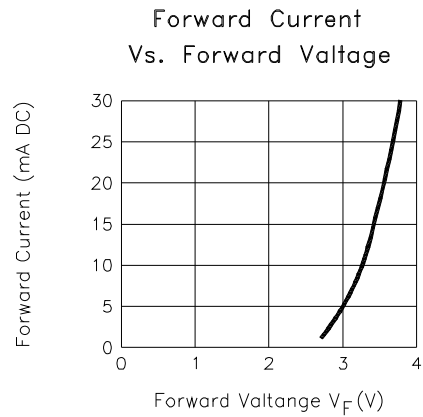
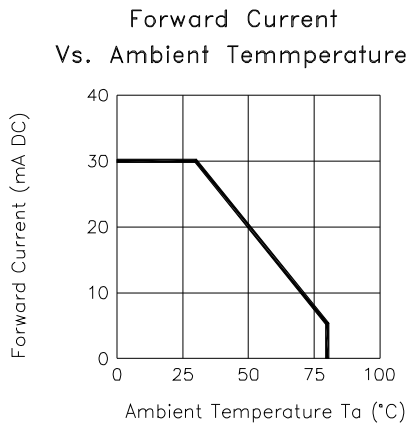
Radiation Diagram

0 10° 20°



## BLUE

### Typical Electro-optical Characteristic Curves (25 °C Free Air Temperature Unless Otherwise Specified)



## X-ON Electronics

Largest Supplier of Electrical and Electronic Components

*Click to view similar products for* [Standard LEDs - Through Hole category:](#)

*Click to view products by* [Visual Communications Company manufacturer:](#)

Other Similar products are found below :

[LTL-10254W](#) [LTL-1214A](#) [LTL-3251A](#) [LTL-4262N](#) [LTL-433P](#) [LTL-5234](#) [LTL87HTBK](#) [LTL-87HD4B](#) [HLMP-EL30-PS0DD](#)  
[1L0532V23G0TD001](#) [NSPW500CS](#) [NTE30036](#) [NTE30044](#) [NTE30059](#) [NTE3020](#) [LD CQDP-1U3U-W5-1-K](#) [LO566UHR3-70G-A3](#)  
[LP379PPG1C0G0300001](#) [SLX-LX3044GD](#) [SLX-LX3044ID](#) [SLX-LX3044YD](#) [1.90690.3330000](#) [SSS-LX4673ID-410B](#) [1L0532Y24I0TD001](#)  
[264-7SYGD/S530-E2](#) [HLMP1385](#) [LTL-10224W](#) [LTL-1224A](#) [LTL-1234A](#) [LTL-2251AT](#) [LTL-307YE-012](#) [LTL-403HR](#) [LTL-4222](#) [LU7-E-](#)  
[B](#) [4380H1](#) [TLHY44K1L2](#) [HLMP-3962-F0002](#) [HLMP-GG15-R0000](#) [323-2SURD/S530-A3](#) [L53SRC/E-Z](#) [L-7679C1ZGC](#) [4302T1-5V](#)  
[4306D23](#) [4363D1/5](#) [WP1503SRC/J4](#) [WP153GDT](#) [WP153YDT](#) [WP1543SGC](#) [WP1543SURC](#) [WP53MGD](#)