

**Feature**

- § Low Power Consumption
- § I.C. compatible

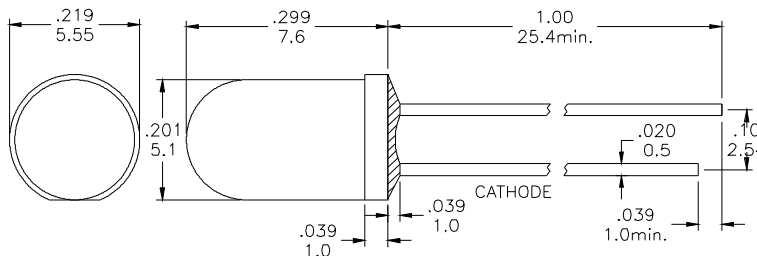
**Applications**

- § Commercial Outdoor Sign Board
- § Front Panel Indicator
- § Dot-Matrix Module
- § LED Bulb

**Description**

- § These LEDs are Based on GaP/GaP Material Technology
- § Emitted color:Green
- § Milky Diffusion Lens

**Package Dimension**



\* Tolerance :  $\pm \frac{0.01}{0.25}$  Unit :  $\pm \frac{\text{inch}}{\text{mm}}$

**Absolute Maximum Ratings at Ta=25°C**

Symbol	Parameter	Max.	Unit
PD	Power Dissipation	100	mW
VR	Reverse Voltage	5	V
IAF	Average Forward Current	30	mA
IPF	Peak Forward Current (Duty=0.1, 1kHz)	100	mA
—	Derating Linear Form 25°C	0.4	mA/°C
Topr	Operating Temperature Range	-20 to + 80	°C
Tstg	Storage Temperature Range	-20 to + 100	°C

Lead Soldering Temperature [1.6mm (0.063inch) From Body] 260°C For 5 Seconds.

**Electrical / Optical Characteristics and Curves at Ta=25°C**

Symbol	Parameter	Test Condition	Min.	Typ.	Max.	Unit
VF	Forward Voltage	IF= 20 mA		2.2	2.8	V
IR	Reverse Current	VR= 5 V			100	μ A
$\Delta \theta$	Half Intensity Angle	IF= 20 mA		60		Deg.
IV	Luminous Intensity	IF= 20 mA		50		mcd.
$\lambda d$	Dominant Wavelength	IF= 20 mA		570		nm



### Electrical Characteristics at Ta=25°C

Symbol	I <sub>v</sub>		V <sub>F</sub>		λ D	
Parameter	Luminous Intensity		Forward Voltage		Dominant Wavelength	
Condition	IF=20mA		IF=20mA		IF=20mA	
Unit	mcd		V		nm	
Binning	Grade	Range	Grade	Range	Grade	Range
	--	50	C	1.9~2.0	G9	569~571
	--	--	D	2.0~2.1	G10	571~573
	--	--	E	2.1~2.2	G11	573~575
			F	2.2~2.3		
			G	2.3~2.4		

Intensity: Tolerance of minimum and maximum = ± 15%

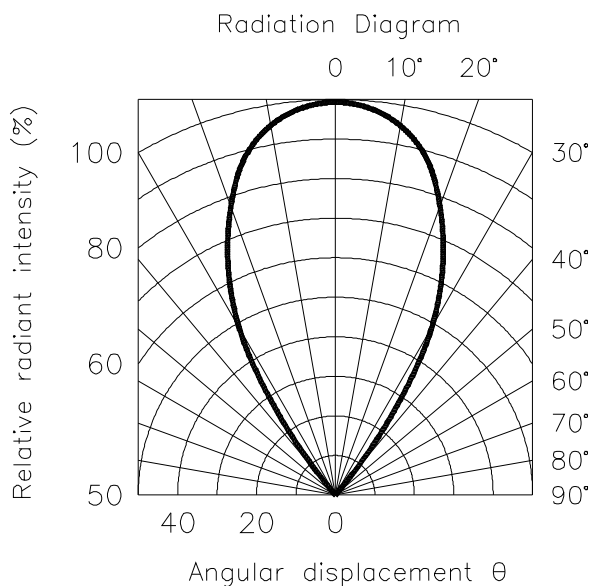
V<sub>f</sub>: Tolerance of minimum and maximum = ± 0.05v

NOTE:

1. Static electricity and surge damages the LED. It is recommend to use a anti-static wrist band or anti-electrostatic glove when handing the LEDs. All devices, equipment and machinery must be properly grounded.
2. Specific binning requirements –please contact our home office

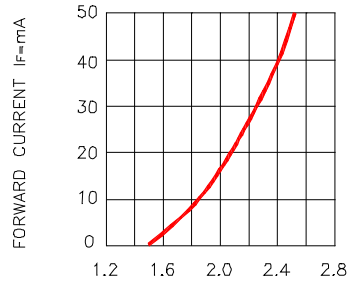
### Radiation Diagram

**IF=20 mA 50% Power Angle Angle =60°**

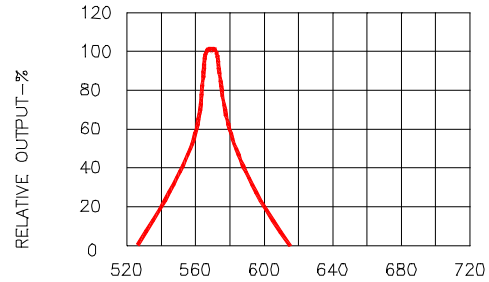


# GREEN

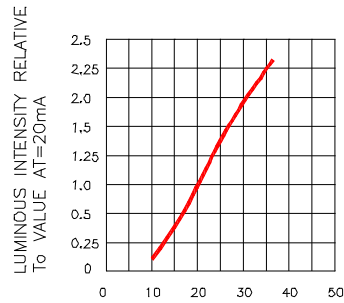
## Typical Electro-optical Characteristic Curves (25°C Free Air Temperature Unless Otherwise Specified)



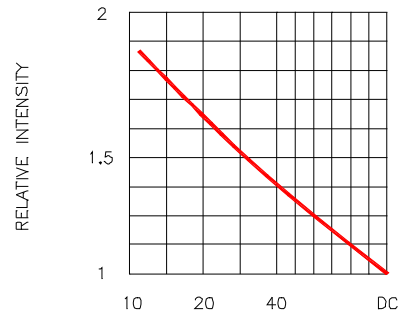
FORWARD VOLTAGE(V<sub>f</sub>)—VOLTS  
Fig.1 FORWARD CURRENT VS FORWARD VOLTAGE



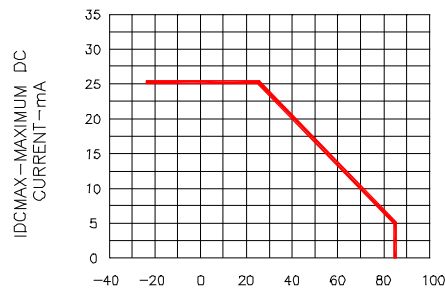
WAVELENGTH(λ)—nm  
Fig.2 SPECTRAL RESPONSE



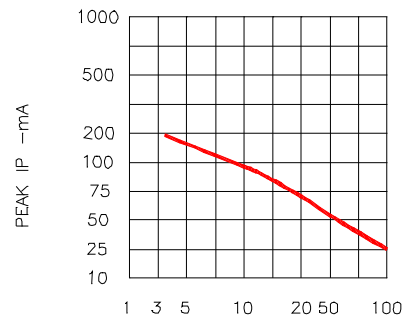
I<sub>f</sub>—FORWARD CURRENT—mA  
Fig.3 RELATIVE LUMINOUS INTENSITY VS. FORWARD CURRENT



DUTY CYCLE% PER SEGMENT (AVERAGE I<sub>f</sub>=10mA)  
Fig.4 LUMINOUS INTENSITY VS.DUTY CYCLE



T<sub>a</sub> AMBIENT TEMPERATURE °C  
Fig.5 MAXIMUM ALLOWABLE DC CURRENT PER SEGMENT VS. A FUNCTION OF AMBIENT TEMPERATURE



DUTY CYCLE%  
Fig.6 MAX PEAK CURRENT VS. DUTY CYCLE % (REFRESH RATE f=1KHz)

## X-ON Electronics

Largest Supplier of Electrical and Electronic Components

*Click to view similar products for* [Standard LEDs - Through Hole category:](#)

*Click to view products by* [Visual Communications Company manufacturer:](#)

Other Similar products are found below :

[LTL-10254W](#) [LTL-1214A](#) [LTL-3251A](#) [LTL-4262N](#) [LTL-433P](#) [LTL-5234](#) [LTL87HTBK](#) [LTL-87HD4B](#) [HLMP-EL30-PS0DD](#)  
[1L0532V23G0TD001](#) [NSPW500CS](#) [NTE30036](#) [NTE30044](#) [NTE30059](#) [NTE3020](#) [LD CQDP-1U3U-W5-1-K](#) [LO566UHR3-70G-A3](#)  
[LP379PPG1C0G0300001](#) [SLX-LX3044GD](#) [SLX-LX3044ID](#) [SLX-LX3044YD](#) [1.90690.3330000](#) [SSS-LX4673ID-410B](#) [1L0532Y24I0TD001](#)  
[264-7SYGD/S530-E2](#) [HLMP-1301-G00FG](#) [HLMP1385](#) [LTL-10224W](#) [LTL-1224A](#) [LTL-1234A](#) [LTL-2251AT](#) [LTL-307YE-012](#) [LTL-](#)  
[403HR](#) [LTL-4222](#) [LU7-E-B](#) [4380H1](#) [TLHY44K1L2](#) [HLMP-3962-F0002](#) [HLMP-EG1H-Y10DD](#) [HLMP-EG2H-XZ0DD](#) [HLMP-GG15-](#)  
[R0000](#) [323-2SURD/S530-A3](#) [L53SRC/E-Z](#) [L-7679C1ZGC](#) [4302T1-5V](#) [4306D23](#) [4363D1/5](#) [WP1503SRC/J4](#) [WP153GDT](#) [WP153YDT](#)