

Insulated wirewound Resistors

Axial, Fiberglass core

Bakelite Moulded case



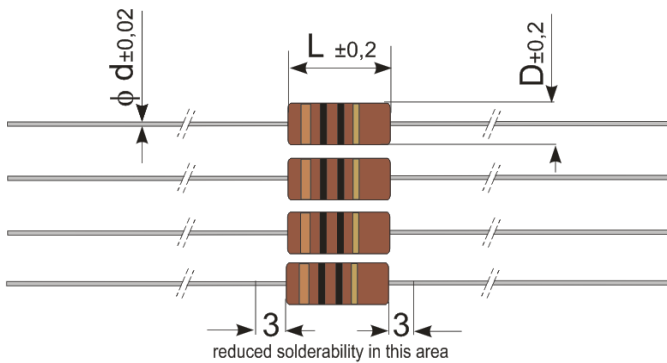
ELECTRICAL SPECIFICATIONS

Type			BW234-0	BW235-0
<u>Nominal Power rating</u>	P ₂₅	[W]	1,1	2,1
	P ₇₀		0,75	1,5
<u>Resistance range</u>		[Ω]	0R1 ... 1K2	0R1 ... 2K4
<u>E-Series</u>			E24 (5[%]) ; E12 (10[%])	
<u>Tolerances</u>		± [%]	5 (J) ; 10 (K)	
<u>Temperature coefficient</u>		[10 ⁻⁶ *K ⁻¹]	*Depends on the value, please check the table below	
<u>Temperature range</u>		[°C]	-55 ... +175	
<u>Thermal resistance</u>		[KW ⁻¹]	140	80
<u>Dielectric withstanding voltage</u> <i>IEC115-1 clause 4.7 (1[<i>min</i>])</i>		[V]	700	1000
<u>Insulation resistance</u> <i>IEC115-1 clause 4.6</i>		[MΩ]	> 10 ⁴	
<u>Max. working voltage</u>		[V] _{RMS}	$\sqrt{P_{70} * R}$	

PERFORMANCE DATA

<u>Derating linear</u>	[°C]	70...175 (0W)
<u>Climatic category</u>		55/175/56
<u>Failure Rate</u> <i>(Total, g_o, max, 60% cont. lev.)</i>	[10 ⁻⁹ h ⁻¹]	appr. 100 depends on value
<u>Endurance</u> <i>IEC60115-1 clause 4.25 (P₇₀, @ 70[°C], 1000[h])</i>	± [%]	5,0
<u>Damp heat, steady state</u> <i>IEC115-1 clause 4.24 (40[°C], 93[% r.h.], 56[d])</i>	± [%]	2,0
<u>Climatic sequence</u> <i>IEC115-1 clause 4.23</i>	± [%]	2,0
<u>Terminal strength</u>	± [%]	1,0
<u>Terminal Tensile Strength</u>	[N]	40
<u>Resistance to soldering heat</u> <i>IEC115-1 clause 4.12 (260[°C], 10[s])</i>	± [%]	± 0,2
<u>Solderability</u> <i>IEC 60068-2-20 (245±3[°C] 3±0,3[s])</i>	[s]	Solder bath method (> 95% coverage)
<u>Marking</u> <i>IEC60062</i>		Color code

DIMENSIONS [mm]



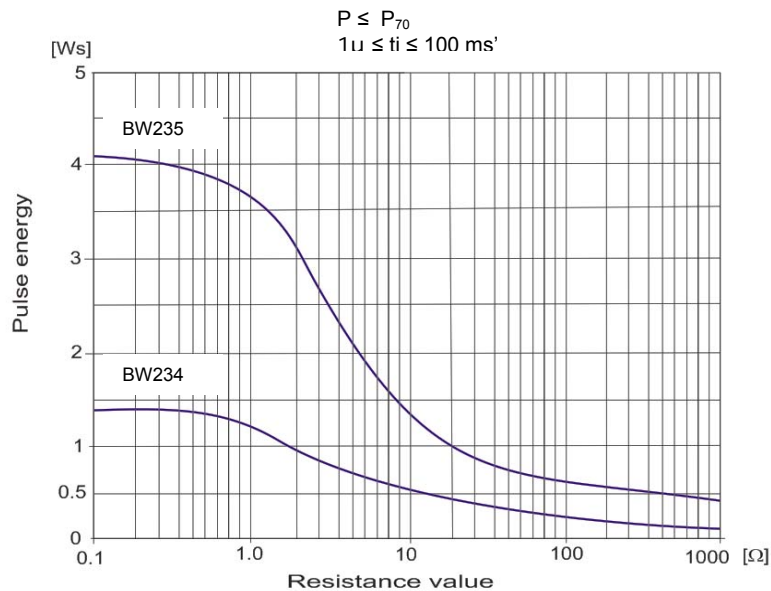
Type	L	Ø D	Ø d
BW234-0	9,9	3,6	0,8
BW235-0	14,3	5,7	1,0 *

* Special lead diameter 0,8mm available, type BW 235-006

ELECTRICAL PERFORMANCE

Temperature coefficient [ppm K ⁻¹]			
BWF237		BWF236	
TC ±600	0R1...0R15	TC ±1000	0R1...0R16
TC ±300	0R16...0R62	TC ±800	0R18...0R68
TC ±150	0R68...1K2	TC ±400	0R75...2K4

PULSE RATING

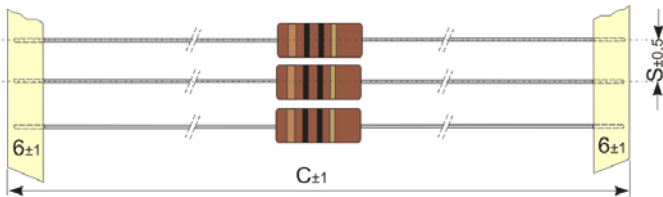


The curves are expressing the range, where no substantial effects are caused of recurrent pulses.

A single pulse with a 3 – 5 times higher value will cause the destruction of the resistor!

PACKAGING

The standard packaging for BW in axial type is taped, dimensions below.



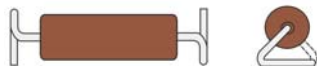
Type	Packaging	Pieces	Pack. Code	C	S
BW234	Taped Ammopack	1000	T	85	5
BW235		1000		85	10

ALTERNATIVE LEAD CONFIGURATIONS

This type BW is also available in a different pre-forming, as shown below, other's upon request.

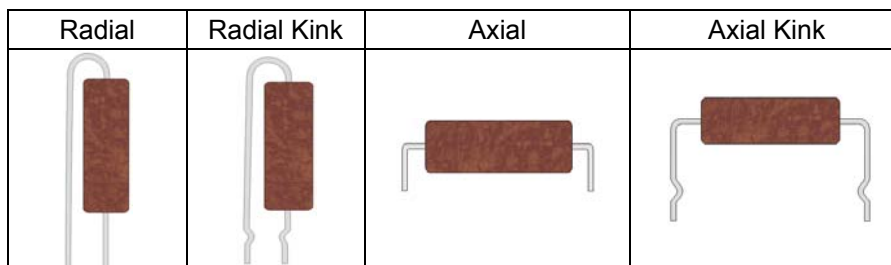
SMD VERSION

Z – form



Please check the details here <http://www.vitrohm.com>

THROUGH HOLE VERSION



*For horizontal and vertical pre-forming please consult your local sales contact.

ORDERING EXAMPLE

BW234-0	5	T	100R
Type	Tolerance	Pack-Code	R-Value

X-ON Electronics

Largest Supplier of Electrical and Electronic Components

Click to view similar products for [Metal Oxide Resistors](#) category:

Click to view products by [Vtrophm](#) manufacturer:

Other Similar products are found below :

[009260C](#) [FA87/180R/5%](#) [ROX1SJ4R7](#) [R0229](#) [M012CT52R220J](#) [WK80922003900J5C00](#) [434529B](#) [WMO5S-100KJA05](#) [ROX1SJ12K](#)
[ROX1SJ270K](#) [054084X](#) [054211G](#) [054220E](#) [095734G](#) [RS02B887R0FE73](#) [RSS2W470RJTB](#) [RSS3470RJTB](#) [WK202070A1003JD500](#)
[ROX3SJR22](#) [WR404140A2208JFE00](#) [RSS551KJ](#) [RSS3150RJTB](#) [ROX5SJ39K](#) [MOSX1CT528R2R20F](#) [RSF-25JT-52-120R](#) [RSF50SJT-52-330K](#) [RSF2WSJT-52-60R](#) [RSF-25JT-52-2M](#) [RSF50SJT-52-1M](#) [RSF100JT-52-360K](#) [RSF50SJT-52-22R](#) [RSF50SJT-52-15R](#) [RSF200JT-73-280R](#) [RSF50SJT-52-0R5](#) [RSF-25JT-52-1M2](#) [RSF200JT-73-0R2](#) [RSF-50JT-52-2K5](#) [MO1W-150R±5%-TT63](#) [MO3W-200R±5%-9T73](#)
[ROX2SJ4K3](#) [ROX5SJ120R](#) [ROX3SJR10](#) [ROX2SJ200K](#) [CPF2200R00JKRE6](#) [LVR01R0200FE73](#) [HR1206J47RP05](#) [HR1206J1MP05](#)
[HR1206F430KP05](#) [HR1206F680KP05](#) [HR1206J100RP05](#)