

BWF Series Datasheet

Insulated Flame Retardant Wirewound Resistors | Axial and SMD Version
Fiberglass core | Fail Safe | Bakelite Moulded case

ORDERING CODE-Example

New SAP Part Nr.:

BWF	110	K	T	-	73-	150R	AA
Serie	* Power rating	Tol. J = ±5% K = ±10%	Pack-Code T = Tape (ammo pack)	TCR - Base on spec.	Forming type 73- Inner Taping dimension ZB- Z version	R Value	Special AA = Standard

Historical VTM Part Nr.:

BWF237 - 0	10	T	150R
Type	Tol. ±10% = K	Pack-Code T = Tape (ammo pack)	R Value
RZF7 6720	K	K	- 13 150R
Type	Size	Tol. K = Blister tape reel	TC Reel diam. R Value

APPLICATIONS

- Automotive
- Charger
- Alternative Energy
- Power Supply
- Home Appliances
- Industrial

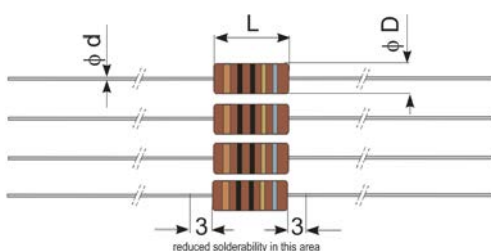
FEATURES

- "Z" preforming ; Other preforming available
- High insulation voltage
- 240[V] fusing application available
- RoHS & REACH Compliant

ELECTRICAL SPECIFICATIONS

Type		BWF110	BWF210
Historical Part Number	AXIAL	BWF237-0	BWF236-0
	SMD	RZF7	RZF6
Nominal Power Rating	* P ₂₅	1,1	2,1
	P ₇₀	0,75	1,5
Resistance Range	[Ω]	OR1 ... 1K	OR1 ... 1K
E-Series (preferred)		(Other values upon request) E24 (5%) ; E12 (10%)	
Tolerances	±[%]	J = 5% ; K = 10%	
Temperature Coefficient	±[10 ⁻⁶ K ⁻¹]	Depends on the value, please check the table below	
Working Temperature Range	[°C]	-55 ... +175	
Thermal Resistance	[KW ⁻¹]	140	80
Insulation Resistance IEC60115-1 clause 4.6	[MΩ]	> 10 ⁴	
Max. Working Voltage	[V] _{RMS}	$\sqrt{P_{70} \times R}$	
Dielectric Withstanding Voltage IEC115-1 clause 4.7 (1[min])	[V] _{RMS}	700	1000

DIMENSIONS [mm]



Type	Historical P/N:	L ±0,2	Ø D ±0,2	Ø d ±0,02
BWF110	BWF237 - 0	9,9	3,6	0,8
BWF210	BWF236 - 0	14,3	5,7	1,0 *

* Special lead diameter 0,8mm available

BWF Series Datasheet

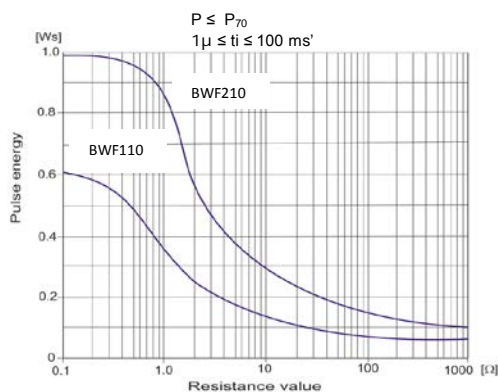
PERFORMANCE DATE

Type		BWF110	BWF210
Historical Part Number	AXIAL	BWF237-0	BWF236-0
	SMD	RZF7	RZF6
Derating Linear	[°C]	70...175 (0W)	
Climatic Category		55/175/56	
Failure Rate <i>(Total, ϑ_o, max, 60[%] cont. lev.)</i>	[$10^{-9} h^{-1}$]	appr. 100 depends on value	
Endurance <i>IEC60115-1 clause 4.25 (P_{70} @ 70[°C], 1000[h])</i>	±[%]	5,0	10,0
Damp Heat, Steady State <i>IEC60115-1 clause 4.24 (40[°C], 93[% r.h.], 56[d])</i>	±[%]	2,0	
Climatic Sequence <i>IEC60115-1 clause 4.23</i>	±[%]	2,0	
Resistance to Soldering Heat <i>IEC60115-1 clause 4.18 (260^{±5}[°C], 10^{±1}[s])</i>	±[%]	0,2	
Terminal Strength	±[%]	1,0	
Terminal Tensile Strength	[N]	40	
Solderability <i>IEC60068-2-20 (245^{±5}[°C] 3^{±0,5}[s])</i>		Solder bath method (> 95% coverage)	
Marking <i>IEC60062</i>		Color code (5 th band (blue) for failsafe version)	

TEMPERATURE COEFFICIENT

New P/Nr. Type	Historical P/Nr:	Temperature Coefficient (ppm K-1)						
		TC ±1800	TC ±1000	TC ±800	TC ±600	TC ±400	TC ±300	TC ±150
BWF110	BWF237 – 0	——	OR1	——	OR11 ... OR18	——	OR2 ... OR68	OR75 ... 1K
BWF210	BWF236 – 0	OR1	OR12 ... OR16	OR18 ... OR68	——	OR75 ... 1K	——	——

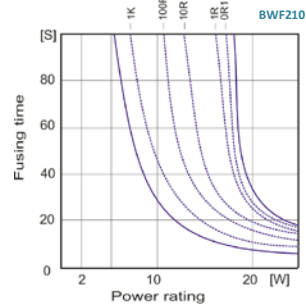
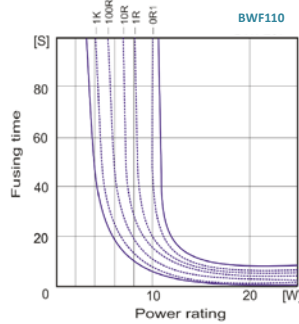
PULSE PERFORMANCE



The curves are expressing the range, where no substantial effects are caused of recurrent pulses.
A single pulse with a 3 – 5 times higher value will cause the destruction of the resistor

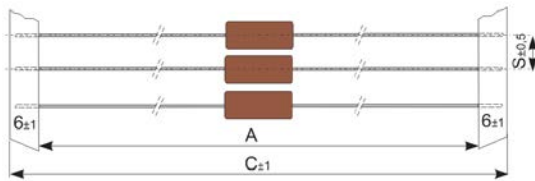
BWF Series Datasheet

FUSING TIME



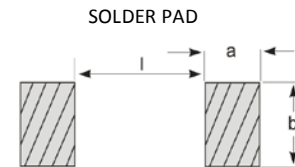
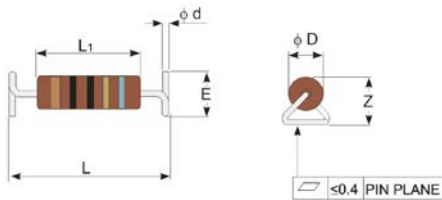
PACKAGING

The standard packaging for BWF in axial type is taped, dimensions below.



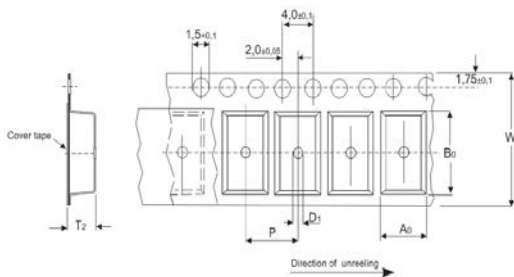


Type	Historical P/N:	Pack Code	Pieces	Forming Type (Inner Taping dim.)	A	C	S
BWF110	BWF237 - 0	T = Taped	1000	73-	73	85	5
BWF210	BWF236 - 0	Ammo pack	1000		73	85	10

SMD LEAD CONFIGURATIONS



Type	Historical P/N	Size	L	L ₁ ±0,2	∅ D ±0,2	∅ d ±0,02	E	Z max	l	a	b
BWF110	RZF7	6720	17,0±1,0	9,9	3,6	0,8	5,0±0,5	7,5	14	10	10
BWF210	RZF6	8424	20,9±1,0	14,3	5,7	1,0		8,0	16		



Type	A0	B0	W	D1	P	T2
BWF110	5,7	16,	24	2,0	8	7,6
BWF210	6,0	21,	32	2,0	12	8,1

Type	W1	W2	N	A
BWF110	25,	29,	90	33
BWF210	33,	37,	10	38

Type	Packaging	Pieces
BWF110	13(inch) Blister tape	1000
BWF210	15(inch) Blister tape	

Ordering Code for SMD :





BWF	110	J	K	-	ZB-	150R	AA
Serie	* Power rating	Tol.	Pack-Code	TCR	Forming type	R Value	Special
		J = ±5% K = ±10%	K = Blister Tape Reel	- Base on spec.	ZB- Z version		AA = Standard

BWF Series Datasheet

ALTERNATIVE LEAD CONFIGURATIONS

This type BWF is also available in a different pre-forming, as shown below, other's upon request.

THOUGH HOLE VERSION

			
<p>Axial Goal Post (AG-)</p>	<p>Axial Goal Post Kink (AK-)</p>	<p>Radial (RD-)</p>	<p>Radial 2 Kink (RK-)</p>

X-ON Electronics

Largest Supplier of Electrical and Electronic Components

Click to view similar products for [Wirewound Resistors - Through Hole](#) category:

Click to view products by [Vishay](#) manufacturer:

Other Similar products are found below :

[75822-2K4](#) [90J56R](#) [AC03000001208JAC00](#) [EP3WS47RJ](#) [C1010KJL](#) [C1015RJL](#) [C3A10KJT](#) [27J1K0](#) [ES3W47RJ](#) [AC04000001500JAC00](#)
[AC10000002208JAB00](#) [AC10000004708JAB00](#) [SQMW5R39J](#) [SQPW5R22J](#) [SQPW5R33J](#) [1879927-3](#) [FCB2100RJ](#) [T505](#) [FSQ5WR47J](#)
[FW10A33R0JA](#) [CPCC03R5000JB31](#) [CPCC0510R00JE32](#) [CPCC051R000JB31](#) [CPCP10500R0JE32](#) [CPW05700R0JE143](#)
[CPW152K500JE313](#) [C1010RJL](#) [C10R47JL](#) [C141K0JL](#) [C144R7JL](#) [ES05W100RJ](#) [SQMW1047RJ](#) [SQMW210RJ](#) [CPCC03R2000JB31](#)
[CPCC0515R00JE01](#) [CPW055R000JB143](#) [CPW103K300JE143](#) [CPW202R000JB14](#) [ULW5-39R0JT075](#) [W31-R47JA1](#) [ULW5-68RJT075](#)
[SQBW401K0JFASTON](#) [SPH1001JLF](#) [65888-3R3](#) [CPCC10R5100JE66](#) [SQP500JB-400R](#) [SQBW403R3JFASTON](#) [280-PRM7-4.7-RC](#)
[CW02B9R100JE73](#) [CPCP05R1000JE32](#)