

POS Series Datasheet

Power Metal Oxide Resistors | Axial and SMD Version
 General propose | Flame retardant coating

ORDERING CODE-Example

New SAP Part Nr.:

POS	200	J	T	-	73-	150R	AA
Serie	Power rating	Tol. F = ±1% G = ±2% J = ±5%	Pack-Code T = Tape on Box R = Tape in Reel	TCR - Base on spec.	Forming type 52- Inner Taping dimension or 73- Inner Taping dimension or 77- Inner Taping dimension ZB- Z version	R Value	Special AA = Standard

Historical VTM Part Nr.:

PO593 - 0	5	T	150R
Type	Tol.	Pack-Code	R Value

RZP3	6720	J	K	-	13	150R
Type	Size	Tol.	K = Blister tape reel	TC	Reel diam.	R Value

APPLICATIONS

- Automotive
- Alternative Energy
- Home Appliances
- Charger
- Power Supply
- Industrial

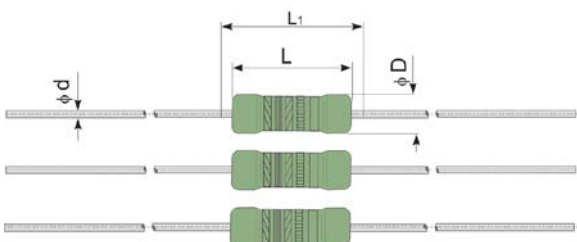
FEATURES

High power dissipation 4[W]
 "Z" preforming ; Other preforming available
 RoHs & REACH Compliant

ELECTRICAL SPECIFICATIONS

Type		POS-50	POS100	POS2WS	POS200	POS300	POS400
Historical Part Number	AXIAL	PO596 - 0	PO595 - 0	PO594 - 0	PO593 - 0	PO590 - 0	PO591 - 0
	SMD	-----	RZP5	RZP4	RZP3	RZP0	-----
Nominal Power Rating P ₇₀	[W]	0,5	1,0	2WS	2,0	3,0	4,0
Resistance Range (Other values upon request)	[Ω]	Min.	1R	R1	R1	R22	R22
		Max.	1M	10M	10M	10M	560K
E-Series		E24 only (E96 1% + E48 2% contact factory)					
Tolerances	±[%]	F = 1% ; J = 5%			G = 2% ; J = 5%		
Temperature Coefficient	±[10 ⁻⁶ K ⁻¹]	±50 ; ±100 ; ±200 (Depends on the value, please check the table below)					
Working Temperature Range	[°C]	-55 ... +200				-55 ... +250	
Thermal Resistance	[KW ⁻¹]	260	130	83	83	93	70
Max. Working Voltage	[V _{DC/AC}]	200	500			750	
Dielectric Withstanding Voltage IEC115-1 clause 4.7 (1[min])	[V] _{RMS}	300	500				

DIMENSIONS [mm]



Type	Historical P/N:	L	L _{1 MAX}	ø D	ø d
POS-50	PO596 - 0	3,4 ^{±0,3}	5,0	1,9 ^{±0,2}	0,45 ^{±0,05}
POS100	PO595 - 0	6,3 ^{±0,5}	8,0	2,4 ^{±0,2}	0,60 ^{-0,1}
POS2WS	PO594 - 0	9,0 ^{±0,5}	11,0	3,9 ^{±0,3}	0,60 ^{-0,1}
POS200	PO593 - 0	11,5 ^{±1,0}	14,0	4,5 ^{±0,5}	0,80 ^{±0,05}
POS300	PO590 - 0	16,5 ^{-1,5}	20,0	6,0 ^{-0,5}	0,80 ^{±0,05}
POS400	PO591 - 0	20,0 ^{-1,0}	24,0	9,0 ^{-0,5}	0,80 ^{±0,05}

POS Series Datasheet

PERFORMANCE DATE

Type		POS-50	POS100	POS2WS	POS200	POS300	POS400
Historical Part Number	AXIAL	PO596 - 0	PO595 - 0	PO594 - 0	PO593 - 0	PO590 - 0	PO591 - 0
	SMD	-----	RZP5	RZP4	RZP3	RZP0	-----
Derating Linear	[°C]	70...200 (0W)			70...250 (0W)		
Climatic Category		55/200/56					
Failure Rate <i>(Total, ϑ_o, max, 60[%] cont. lev.)</i>	[10 ⁻⁹ h ⁻¹]	< 10					
Endurance <i>IEC60115-1 clause 4.25 (P_{70}, @ 70[°C], 1000[h])</i>	±[%]	2,0			1,5		
Damp Heat, Steady State <i>IEC60115-1 clause 4.24 (40[°C], 93[% r.h.], 56[d])</i>	±[%]	2,0			1,5		
Climatic Sequence <i>IEC60115-1 clause 4.23 (260^{±5}[°C], 10^{±1}[s])</i>	±[%]	1,0					
Resistance to Soldering Heat <i>IEC60115-1 clause 4.18 (260^{±5}[°C], 3,5^{±1}[s])</i>	±[%]	0,25					
Surge Test <i>IEC61000-4-5</i>	±[%]	2,0					
Terminal Strength	±[%]	0,3					
Terminal Tensile Strength	[N]	24,5			50		
Solderability <i>IEC60068-2-20 (260^{±5}[°C] 3^{±0,5}[s])</i>		Solder bath method (> 95% coverage)					
Current Noise <i>IEC60195</i>	[db]	R <15K: -15 R>: 15 +10 /decade					
Nonlinearity <i>IEC60440</i>	[db]	R <15K: 110 R> 15 K: 110 -20 /decade					
Marking <i>IEC60062</i>		Color code				Printed in clear	

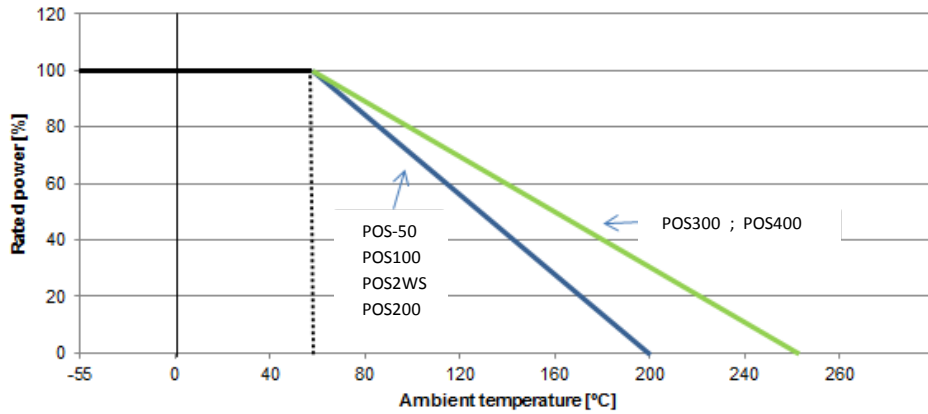
TEMPERATURE COEFFICIENT

New P/Nr. Type	Historical P/N:	TCR	Tolerance	Resistance range
POS-50	PO596 - 0	± 100 ppm/K	± 5%	1R ... 1M
		± 50 ppm/K	± 1%	
POS100	PO595 - 0	± 100 ppm/K	± 5%	0R1 ... 10M
		± 50 ppm/K	± 1%	1R ... 1M
POS2WS	PO594 - 0	± 100 ppm/K	± 5%	0R1 ... 10M
		± 50 ppm/K	± 1%	1R ... 1M
POS200	PO593 - 0	± 200 ppm/K	± 5%	0R22 ... 10M
			± 2%	1R ... 1M
POS300	PO590 - 0	± 200 ppm/K	± 5%	0R22 ... 560K
			± 2%	1R ... 100K
POS400	PO591 - 0	± 200 ppm/K	± 5%	0R22 ... 100K
			± 2%	1R ... 68K

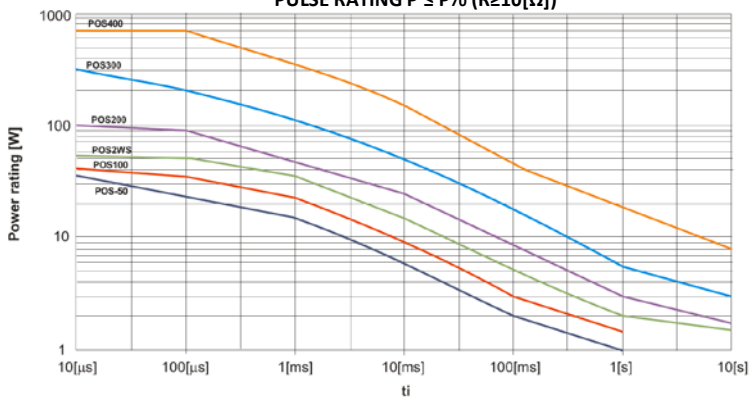
POS Series Datasheet

PERFORMANCE GRAPH'S

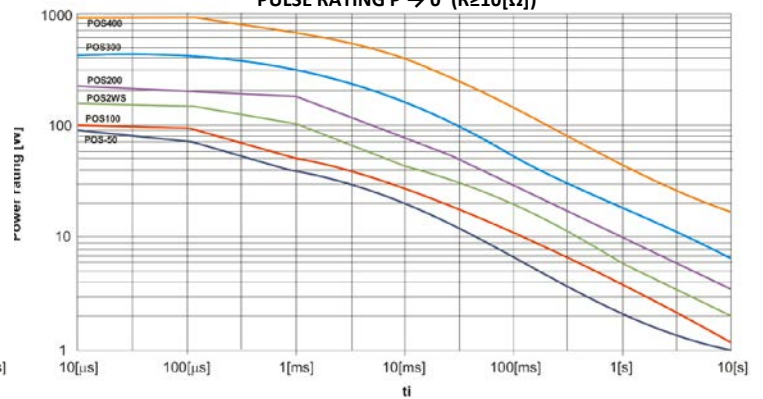
DERATING



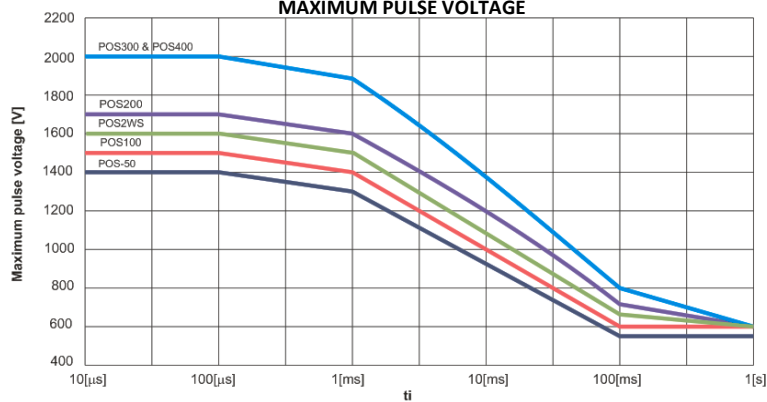
PULSE RATING $P \leq P_{70}$ ($R \geq 10[\Omega]$)



PULSE RATING $P \rightarrow 0$ ($R \geq 10[\Omega]$)



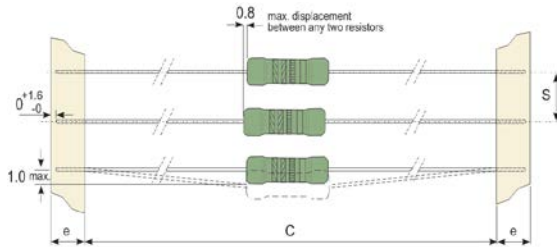
MAXIMUM PULSE VOLTAGE



POS Series Datasheet

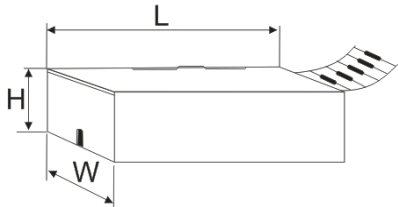
PACKAGING

The standard packaging for POS in axial type is taped, dimensions below.



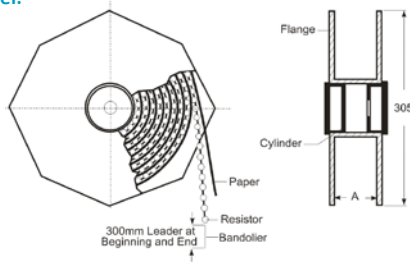
Type	Historical P/N:	Pack Code	Forming Type (Inner Taping dim.)	C	S	e
POS-50	PO596 - 0	T = Taped Ammo pack or R = Taped in Reel	52-	52	5	6
POS100	PO595 - 0			52	5	6
POS2WS	PO594 - 0			52	5	6
POS200	PO593 - 0		73-	73	5	6
POS300	PO590 - 0		77-	77	10	9
POS400	PO591 - 0			77	10	9

Tape on Box:



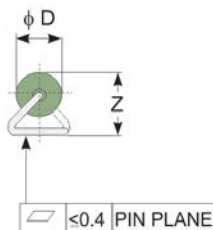
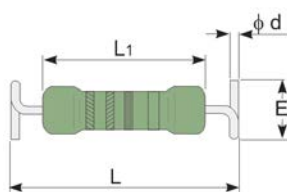
Type	Historical P/N:	Pack Code	Pieces	Box dimensions		
				W	H	L
POS-50	PO596 - 0	T = Taped Ammo pack	5000	81	70	260
POS100	PO595 - 0		5000	81	104	260
POS2WS	PO594 - 0		1000	73	45	258
POS200	PO593 - 0		1000	103	78	260
POS300	PO590 - 0		1000	115	93	405
POS400	PO591 - 0		500	118	110	412

Tape in Reel:

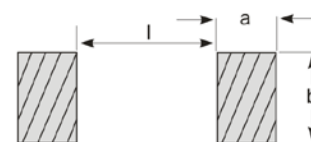


Type	Historical P/N:	Pack Code	Pieces	Across Flange (A)
POS-50	PO596 - 0	R = Taped in Reel	5000	72
POS100	PO595 - 0		5000	
POS2WS	PO594 - 0		2500	
POS200	PO593 - 0		2000	95
POS300	PO590 - 0		1500	105
POS400	PO591 - 0		1000	

SMD LEAD CONFIGURATIONS




SOLDER PAD



Type	Historical P/N	Size	L	L ₁	Ø D	Ø d	E	Z max	l	a	b
POS100	RZP5	5315	13,4±0,5	6,3 ^{±0,5}	2,4 ^{±0,2}	0,60	5,0±0,5	7,0	10	10	10
POS2WS	RZP4	5315		9,0 ^{±0,5}	3,9 ^{±0,3}	0,60					
POS200	RZP3	6720	17,0±1,0	11,5 ^{±1,0}	4,5 ^{±0,5}	0,80		7,5	14		
POS300	RZP0	8424	20,9±1,0	16,5 ^{-1,5}	6,0 ^{-0,5}	0,80		8,0	16		

POS Series Datasheet



Type	A0	B0	W	D1	P	T2
POS100 POS2WS	5,0	13,7	24	2,0	8	7,2
POS200	5,7	16,7	24	2,0	8	7,6
POS300	6,0	21,4	32	2,0	12	8,1

Type	W1	W2	N	A
POS100 POS2WS	25,4	29,5	90	330
POS200				
POS300	33,4	37,4	100	380

Type	Packaging	Pieces
POS100 POS2WS	13(inch) Blister tape	1000
POS200		
POS300	15(inch) Blister tape	

Ordering Code for SMD :

POS	200	J	K	-	ZB-	150R	AA
Serie	Power rating	Tol.	Pack-Code	TCR	Forming type	R Value	Special
		J = ±5%	K = Blister Tape Reel	- Base on spec.	ZB- Z version		AA = Standard

ALTERNATIVE LEAD CONFIGURATIONS

This type POS is also available in a different pre-forming, as shown below, other's upon request.

THOUGH HOLE VERSION

Axial Goal Post (AG-)	Axial Goal Post Kink (AK-)	Radial (RD-)	Radial 2 Kink (RK-)

X-ON Electronics

Largest Supplier of Electrical and Electronic Components

Click to view similar products for [Metal Oxide Resistors](#) category:

Click to view products by [Vishay](#) manufacturer:

Other Similar products are found below :

[009260C](#) [FA87/180R/5%](#) [ROX1SJ4R7](#) [R0229](#) [M012CT52R220J](#) [WK80922003900J5C00](#) [434529B](#) [WMO5S-100KJA05](#) [ROX1SJ12K](#)
[ROX1SJ270K](#) [054084X](#) [054211G](#) [054220E](#) [095734G](#) [RS02B887R0FE73](#) [RSS2W470RJTB](#) [RSS3470RJTB](#) [WK202070A1003JD500](#)
[ROX3SJR22](#) [WR404140A2208JFE00](#) [RSS551KJ](#) [RSS3150RJTB](#) [ROX5SJ39K](#) [MOSX1CT528R2R20F](#) [RSF-25JT-52-120R](#) [RSF50SJT-52-](#)
[330K](#) [RSF2WSJT-52-60R](#) [RSF-25JT-52-2M](#) [RSF50SJT-52-1M](#) [RSF100JT-52-360K](#) [RSF50SJT-52-22R](#) [RSF50SJT-52-15R](#) [RSF200JT-73-](#)
[280R](#) [RSF50SJT-52-0R5](#) [RSF-25JT-52-1M2](#) [RSF200JT-73-0R2](#) [RSF-50JT-52-2K5](#) [MO1W-150R±5%-TT63](#) [MO3W-200R±5%-9T73](#)
[ROX2SJ4K3](#) [ROX5SJ120R](#) [ROX3SJR10](#) [ROX2SJ200K](#) [CPF2200R00JKRE6](#) [LVR01R0200FE73](#) [HR1206J47RP05](#) [HR1206J1MP05](#)
[HR1206F430KP05](#) [HR1206F680KP05](#) [HR1206J100RP05](#)