


Series VPA & VKA
10, 25, 50, 100, 160-175, 200-225 Watt
 Adjustable-Power, Wirewound Resistors



Description

The VPA and VKA adjustable-power resistors are excellent for applications requiring settings at different resistance values. The resistors come equipped with an adjustable slider lug, making them ideal for adjusting circuits, obtaining odd resistance values, and setting equipment to meet various line voltages. The VPA and VKA series are made in accordance to MIL-R-26 standards. These resistors can be bracket mounted.

Features

- Adjustable slider lug
- Rugged vitreous enamel
- All-welded construction
- Meets or exceeds MIL-R-19365 standards.

Series VPA & VKA Material Specifications

Coating
 Vitreous enamel

Core
 Tubular ceramic

Terminals
 Tinned, lug terminals, solderable to MIL-R-26

Weight

VP10FA	VP25KA	VP50KA	VK100NA	VK160WA	VK200WA
10 watt	25 watt	50 watt	100 watt	160 watt	200 watt
.32 oz.	.8 oz.	1.44 oz.	3.2 oz.	8 oz.	9.92 oz.
8.96 gms.	22.4 gms.	40.3 gms.	89.6 gms.	224 gms.	277.8 gms.

Series VPA & VKA Electrical Specifications

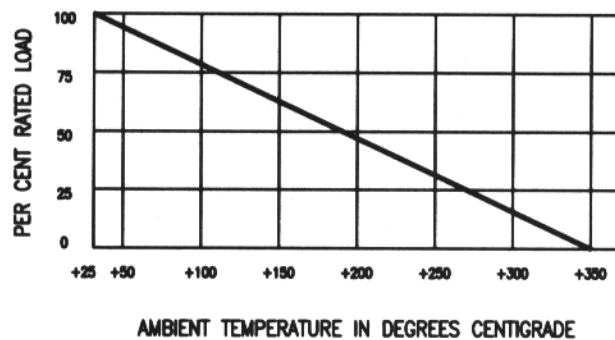
Resistance Tolerance
 ±10% standard
 Closer tolerances available.

Power Rating
 Based on 25°C free air rating

Series	Standard Wattage	Maximum Wattage
VP10FA	10	12
VP25KA	25	N/A
VP50KA	50	N/A
VK100NA	100	N/A
VK160WA	160	175
VK200WA	200	225

N/A = Not applicable.

Figure 1
Series VPA & VKA Derating



Electrical Specifications continued, next page

Overload
10 times rated wattage for 5 seconds

Temperature Coefficient
±100 ppm/°C

Dielectric Withstanding Voltage
1000 Vac

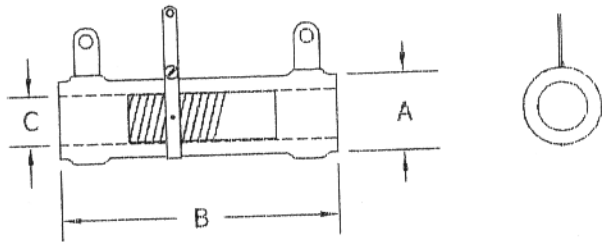
When dual wattages are shown:
Lower wattages have maximum hotspot 275°C;
Higher wattages have maximum hotspot 350°C.

Stated wattage applies only when full resistance is in the circuit.
Setting the slider lug at an intermediate point reduces the wattage rating by the approximate same proportion.

Example: Lug at 50%, wattage is reduced by 50%.

Figure 2

Series VPA Dimensions



	A*	B*	C*
VP10FA	.313	1.750	.188
VP25KA	.562	2.000	.313
VP50KA	.562	4.000	.313
VK100NA	----	DISCONTINUED	----
VK160WA	----	DISCONTINUED	----
VK200WA	----	DISCONTINUED	----

* Maximum Dimensions

Series VPA & VKA Standard Resistance Values

Stock Values

12 WATT		VP10FA			ADJUSTABLE
1	20	250	800	3500	8000
2	25	300	1000	4000	8500
3	50	350	1250	4500	9000
5	75	400	1500	5000	10K
7.5	100	500	2250	6000	
10	150	600	2500	7000	
15	200	750	3000	7500	

25 WATT		VP25KA			ADJUSTABLE
1	20	300	2000	6000	15K
2	25	400	2250	7000	20K
3	50	500	2500	7200	25K
4	75	750	3000	7500	
5	100	800	3500	8000	
7.5	150	1000	4000	9000	
10	200	1250	4500	10K	
15	250	1500	5000	12K	

50 WATT		VP50KA			ADJUSTABLE
1	50	500	2500	7200	25K
2	75	750	3000	7500	30K
3	100	800	3500	8000	35K
4	150	1000	4000	9000	40K
5	200	1250	4500	10K	50K
10	250	1500	5000	12K	60K
20	300	2000	6000	15K	75K
25	400	2250	7000	20K	100K

100 WATT		VK100NA			ADJUSTABLE
1	15	250	1500	15K	75K
2	25	300	2000	20K	100K
3	50	400	2500	25K	
4	100	500	3500	30K	
5	150	750	5000	40K	
10	200	1000	10K	50K	

175 WATT		VK160WA			ADJUSTABLE
1	10	250	5000	30K	
2	25	500	10K	40K	
3	50	1000	15K	50K	
4	100	1500	20K	75K	
5	150	2500	25K	100K	

225 WATT		VK200WA			ADJUSTABLE
1	10	100	500	10K	50K
2	20	150	1000	15K	75K
3	25	200	1500	20K	100K
4	50	250	2500	25K	
5	75	300	5000	30K	

Notes:

Special resistance values available.
Mounting brackets sold separately.
For specials, please consult Factory.

Series	Bracket Number
VP10FA	F-100
VP25KA	K-100
VP50KA	K-100
VK100NA	N-100
VK160WA	W-100
VK200WA	W-100

Series VPA & VKA How To Order

Series/Wattage + Resistance Value = Part Number

Example:
25 watt adjustable + 150 ohms = VP25KA-150