

V-TAC[®]
INNOVATIVE LED LIGHTING



V-TAC[®]

PRO

5 YEAR WARRANTY PRODUCTS

*Suitable for 10-12 hours daily, usage of the product for 24 hours a day would void warranty



provided by
SAMSUNG

Teamwork Makes the Dream Work.



Samsung inspires the world and shapes the future with transformative ideas and technologies. The company is redefining the worlds of TVs, smartphones, wearable devices, tablets, digital appliances, network systems, memory, system LSI, and LED solutions.

Jacob Tarn, the Leader of Samsung Electronics LED Division's Strategic Marketing Team said; "Our lineup of LED products that utilize unparalleled chip scale packaging technologies will continue to meet the strict requirements of the automotive industry, based on outstanding reliability and ease of design implementations. We will continue to lead the technical innovations in LED lighting through continuous R&D efforts."

Founded in 2009, we are currently one of the swiftly growing LED brands in Europe. V-TAC is a brand now known in over **70 countries**. As a result of sheer persistence, we have a range of over **2000 products**, from across **20 different categories**. Through our constant motivation to provide our customers with an enhanced product range, we introduced the PRO-Series; five-year warranty products with the base of the products provided by the thoroughly reliable and efficient LED chips from Samsung.

V Stands For Vision.

Our vision is to take the LED market by storm. Growth-driven approach and philosophy has enabled us to develop cutting-edge LED products at light speed. The PRO-Series is a substantial range of products, constructed with all new Samsung chips. This series is the ideal product range for professional use.

LED Bulbs

LED Filaments and Plastic bulbs

01

LED Spotlights

Broad Range of holders like GU10, MR16, G9 and G4

31

LED Floodlights

Available from 10W up to 300W

39

LED Panels

Contemporary & Elegant Design

54

LED Tubes

Long Lifespan, Low maintenance and energy saving

61

LED Tri-proof Fittings

Waterproof/airtight performance

69

LED Striplight

Exceptionally low power consumption

72

LED Tracklights

Powerful LED light source with a unique design

73

LED Highbays

No Ultraviolet or Infrared Rays

77

V-TAC[®]

INNOVATIVE LED LIGHTING

LED Filament Bulbs

Classic vintage designs with modern tech: V-TAC's Filament Range is devised with the latest technology to closely mimic the warm look and feel of conventional filament bulbs; empowered with massive energy savings.



- Options! Available in amber and clear cover
- Premium quality finish for an elegant aesthetic
- More light. Less Power: 80% lower power consumption than conventional bulbs
- Environmentally friendly: contains no hazardous materials
- Set the right tone: dimmable options available

5 V-TAC[®] PRO
— YEAR —
WARRANTY

*Suitable for 10-12 hours daily, usage of the product for 24 hours a day would void warranty



provided by
SAMSUNG

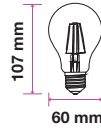
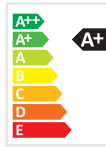
A60 - E27 Amber Cover Bulb

4W VT-214

EAN Code

282 - 2200K Warm White

3800157634298



350
Lumens



30w
EQ. Watts



E27
Base



A60
Type



>80
CRI



>0.5
PF

Voltage/Frequency	LED Type	Beam Angle	Body Type	Dimension	Life span	Box Qty.
AC:220-240V,50Hz	Filament	300°	Glass	60mm x 107mm	20000 Hours	50

120+ LUMENS
PER WATT

SUPER EFFICIENT


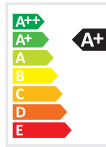
A60 - E27 Amber Cover Bulb

6W VT-266

EAN Code

286 - 2200K Warm White

3800157634649



725
Lumens



55w
EQ. Watts



E27
Base



A60
Type



>80
CRI



>0.5
PF

Voltage/Frequency	LED Type	Beam Angle	Body Type	Dimension	Life span	Box Qty.
AC:220-240V,50Hz	Filament	300°	Glass	60mm x 107mm	20000 Hours	50

120+ LUMENS PER WATT

SUPER EFFICIENT

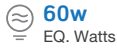
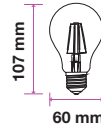
A60 - E27 Clear Glass Bulb

6W VT-256

EAN Code

287- 2700K Warm White

3800157634656



Voltage/Frequency	LED Type	Beam Angle	Body Type	Dimension	Life span	Box Qty.
AC:220-240V,50Hz	Filament	300°	Glass	60mm x 107mm	20000 Hours	50



Candle - E14 Clear Glass

4W VT-254

EAN Code

272 - 2700K Warm White

3800157634199



400
Lumens



35w
EQ. Watts



E14
Base



C37
Type



>80
CRI



>0.4
PF

Voltage/Frequency	LED Type	Beam Angle	Body Type	Dimension	Life span	Box Qty.
AC:220-240V,50Hz	Filament	300°	Glass	35mm x 100mm	20000 Hours	100

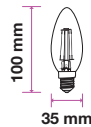
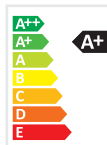
Dimmable Candle - E14 Clear Glass

4W VT-254D

EAN Code

278 - 2700K Warm White

3800157634250



350
Lumens



30w
EQ. Watts



E14
Base



C37
Type



>80
CRI



>0.5
PF



Voltage/Frequency	LED Type	Beam Angle	Body Type	Dimension	Life span	Box Qty.
AC:220-240V,50Hz	Filament	300°	Glass	35mm x 100mm	20000 Hours	100

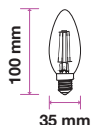
Candle Twist - E14 Clear Glass

4W VT-274

EAN Code

279 - 2700K Warm White

3800157634267



400
Lumens



35w
EQ. Watts



E14
Base



C37
Type



>80
CRI



>0.4
PF

Voltage/Frequency	LED Type	Beam Angle	Body Type	Dimension	Life span	Box Qty.
AC:220-240V,50Hz	Filament	300°	Glass	35mm x 100mm	20000 Hours	100

Flame Candle - E14 Clear Glass

4W VT-264

EAN Code

275 - 2700K Warm White

3800157634229



400
Lumens



35w
EQ. Watts



E14
Base



C37
Type



>80
CRI



>0.4
PF

Voltage/Frequency	LED Type	Beam Angle	Body Type	Dimension	Life span	Box Qty.
AC:220-240V,50Hz	Filament	300°	Glass	37mm x 121mm	20000 Hours	100

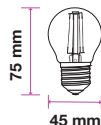
G45 - E27 Clear Glass

4W VT-244

EAN Code

280 - 2700K Warm White

3800157634274



400
Lumens



35w
EQ. Watts



E27
Base



G45
Type



>80
CRI



>0.4
PF

Voltage/Frequency	LED Type	Beam Angle	Body Type	Dimension	Life span	Box Qty.
AC:220-240V,50Hz	Filament	300°	Glass	45mm x75mm	20000 Hours	100





120+ LUMENS PER WATT

SUPER EFFICIENT

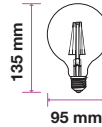
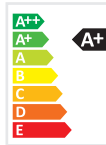
G95 - E27 Amber Cover

6W VT-296

EAN Code

293- 2200K Warm White

3800157634717



725
Lumens



55w
EQ. Watts



E27
Base



G95
Type



>80
CRI



>0.5
PF

Voltage/Frequency	LED Type	Beam Angle	Body Type	Dimension	Life span	Box Qty.
AC:220-240V,50Hz	Filament	300°	Glass	95mm x135mm	20000 Hours	20

120+ LUMENS PER WATT

SUPER EFFICIENT

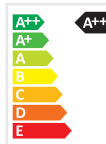
G95 - E27 Clear Glass

6W VT-286

EAN Code

294 - 2700K Warm White

3800157634724



806
Lumens



60w
EQ. Watts



E27
Base



G95
Type



>80
CRI



>0.5
PF

Voltage/Frequency	LED Type	Beam Angle	Body Type	Dimension	Life span	Box Qty.
AC:220-240V,50Hz	Filament	300°	Glass	95mm x135mm	20000 Hours	20

120+ LUMENS PER WATT

SUPER EFFICIENT


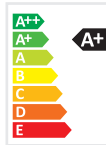
G125 - E27 Amber Cover

6W VT-297

EAN Code

291 - 2200K Warm White

3800157634694



725
Lumens



55w
EQ. Watts



E27
Base



G125
Type



>80
CRI



>0.5
PF

Voltage/Frequency	LED Type	Beam Angle	Body Type	Dimension	Life span	Box Qty.
AC:220-240V,50Hz	Filament	300°	Glass	125mm x177mm	20000 Hours	20

120+ LUMENS PER WATT

SUPER EFFICIENT

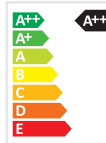
G125 - E27 Clear Glass

6W VT-287

EAN Code

292 - 2700K Warm White

3800157634700



806
Lumens



60w
EQ. Watts



E27
Base



G125
Type



>80
CRI



>0.5
PF

Voltage/Frequency	LED Type	Beam Angle	Body Type	Dimension	Life span	Box Qty.
AC:220-240V,50Hz	Filament	300°	Glass	125mm x177mm	20000 Hours	20

V-TAC[®]

INNOVATIVE LED LIGHTING

Live . Light . Life

LED Filament Bulbs | ST64 Bulb

120+ LUMENS
PER WATT

SUPER EFFICIENT

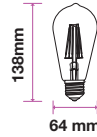
ST64 - E27 Amber Cover

6W VT-276

EAN Code

290 - 2200K Warm White

3800157634687



725
Lumens



55w
EQ. Watts



E27
Base



ST64
Type



>80
CRI



>0.5
PF

Voltage/Frequency	LED Type	Beam Angle	Body Type	Dimension	Life span	Box Qty.
AC:220-240V,50Hz	Filament	300°	Glass	64mm x 138mm	20000 Hours	50



V-TAC[®]
PRO

5 YEARS
WARRANTY

10

LED provided by
SAMSUNG

V-TAC[®]
INNOVATIVE LED LIGHTING



LED Thermoplastic Bulbs
High Lumen Bulbs

120+ LUMENS
PER WATT

SUPER EFFICIENT



120+ LUMENS PER WATT

SUPER EFFICIENT

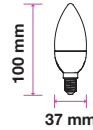
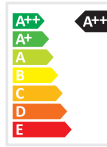
Candle - E14 Bulb

4.5W VT-255

EAN Code

258 - 3000K Warm White
259 - 4000K Day White
260 - 6400K White

3800157633680
3800157633697
3800157633703



470
Lumens



40w
EQ. Watts



E14
Base



C37
Type



>80
CRI



>0.4
PF

Voltage/Frequency	LED Type	Beam Angle	Body Type	Dimension	Life span	Box Qty.
AC:220-240V,50Hz	SMD	200°	Thermoplastic	37mm x 100mm	30000 Hours	200

120+ LUMENS PER WATT

SUPER EFFICIENT


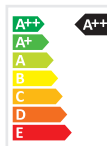
G45- E27 Bulb

4.5W VT-245

EAN Code

261 - 3000K Warm White
262 - 4000K Day White
263 - 6400K White

3800157633710
3800157633727
3800157633734



470
Lumens



40w
EQ. Watts



E27
Base



G45
Type



>80
CRI



>0.4
PF

Voltage/Frequency	LED Type	Beam Angle	Body Type	Dimension	Life span	Box Qty.
AC:220-240V,50Hz	SMD	180°	Thermoplastic	45mm x 81mm	30000 Hours	200

120+ LUMENS PER WATT

SUPER EFFICIENT

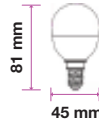
P45 - E14 Bulb

4.5W VT-225

EAN Code

264 - 3000K Warm White
265 - 4000K Day White
266 - 6400K White

3800157633741
3800157633758
3800157633765



470
Lumens



40w
EQ. Watts



E14
Base



P45
Type



>80
CRI



>0.4
PF

Voltage/Frequency	LED Type	Beam Angle	Body Type	Dimension	Life span	Box Qty.
AC:220-240V,50Hz	SMD	180°	Thermoplastic	45mm x 81mm	30000 Hours	200

120+ LUMENS PER WATT

SUPER EFFICIENT

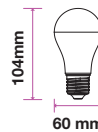
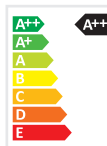
A60 - E27 Bulb

6.5W VT-265

EAN Code

255 - 3000K Warm White
256 - 4000K Day White
257 - 6400K White

3800157633659
3800157633666
3800157633673



806
Lumens



60w
EQ. Watts



E27
Base



A60
Type



>80
CRI



>0.5
PF

Voltage/Frequency	LED Type	Beam Angle	Body Type	Dimension	Life span	Box Qty.
AC:220-240V,50Hz	SMD	200°	Thermoplastic	60mm x 104mm	30000 Hours	100

120+ LUMENS PER WATT
SUPER EFFICIENT

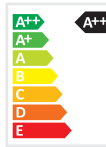
A60 - E27 Bulb

8.5W VT-285

EAN Code

252 - 3000K Warm White
253 - 4000K Day White
254 - 6400K White

3800157633628
3800157633635
3800157633642



1055 Lumens |
 75w EQ. Watts |
 E27 Base |
 A60 Type |
 >80 CRI |
 >0.5 PF

Voltage/Frequency	LED Type	Beam Angle	Body Type	Dimension	Life span	Box Qty.
AC:220-240V,50Hz	SMD	200°	Thermoplastic	60mm x 112mm	30000 Hours	100

120+ LUMENS PER WATT
SUPER EFFICIENT

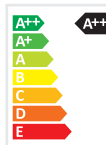
A65 - E27 Bulb

12W VT-295

EAN Code

249 - 3000K Warm White
250 - 4000K Day White
251 - 6400K White

3800157633598
3800157633604
3800157633611



1521 Lumens |
 100w EQ. Watts |
 E27 Base |
 A65 Type |
 >80 CRI |
 >0.5 PF

Voltage/Frequency	LED Type	Beam Angle	Body Type	Dimension	Life span	Box Qty.
AC:220-240V,50Hz	SMD	200°	Thermoplastic	66.5mm x 134mm	30000 Hours	100



V-TAC[®]

INNOVATIVE LED LIGHTING

LED Thermoplastic Bulbs

The definition of sustainability: Sharing the incandescent bulb's design and built for higher energy, V-TAC's comprehensive thermoplastic bulb series can be proposed for a wide variety of high-end projects.



- Ideal retrofit for E27, E14 and B22 holders
- Longer lifespan than conventional bulbs
- Instant startup
- Options! Available in three color temperatures; warm white, day white, cool white
- Set the right tone: dimmable options available
- Customized exterior for a stronger body

5 V-TAC[®] PRO
YEAR WARRANTY

*Suitable for 10-12 hours daily, usage of the product for 24 hours a day would void warranty



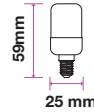
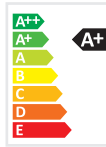
ST26 - E14 Bulb

2W VT-202

EAN Code

234 - 3000K Warm White
235 - 4000K Day White
236 - 6400K White

3800157632546
3800157632553
3800157632560



180
Lumens



20w
EQ. Watts



E14
Base



ST26
Type



>80
CRI



>0.4
PF

Voltage/Frequency	LED Type	Beam Angle	Body Type	Dimension	Life span	Box Qty.
AC:220-240V,50Hz	SMD	150°	Thermoplastic	25mm x 59mm	30000 Hours	400

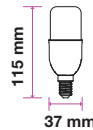
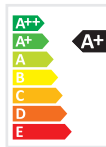
T37 - E14 Bulb

8W VT-248

EAN Code

267 - 3000K Warm White
268 - 4000K Day White
269 - 6400K White

3800157634113
3800157634120
3800157634137



725
Lumens



55w
EQ. Watts



E14
Base



T37
Type



>80
CRI



>0.5
PF

Voltage/Frequency	LED Type	Beam Angle	Body Type	Dimension	Life span	Box Qty.
AC:220-240V,50Hz	SMD	230°	Thermoplastic	37mm x 115mm	30000 Hours	200

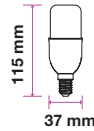
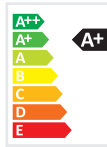
T37 - E27 Bulb

8W VT-237

144 - 3000K Warm White
145 - 4000K Day White
146 - 6400K White

EAN Code

3800157627573
3800157627580
3800157627597



725
Lumens



55w
EQ. Watts



E27
Base



T37
Type



>80
CRI



>0.5
PF

Voltage/Frequency	LED Type	Beam Angle	Body Type	Dimension	Life span	Box Qty.
AC:220-240V,50Hz	SMD	230°	Thermoplastic	37mm x 115mm	30000 Hours	200



G45 - E27 Bulb

5.5W VT-246

174 - 3000K Warm White
175 - 4000K Day White
176 - 6400K White

EAN Code

3800157627870
3800157627887
3800157627894



470
Lumens



40w
EQ. Watts



E27
Base



G45
Type



>80
CRI



>0.5
PF

Voltage/Frequency	LED Type	Beam Angle	Body Type	Dimension	Life span	Box Qty.
AC:220-240V,50Hz	SMD	180°	Thermoplastic	45mm x 81mm	30000 Hours	200

P45 - E14 Bulb

5.5W VT-236

EAN Code

168 - 3000K Warm White

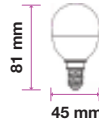
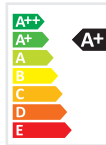
3800157627818

169 - 4000K Day White

3800157627825

170 - 6400K White

3800157627832



470
Lumens



40w
EQ. Watts



E14
Base



P45
Type



>80
CRI



>0.5
PF

Voltage/Frequency	LED Type	Beam Angle	Body Type	Dimension	Life span	Box Qty.
AC:220-240V,50Hz	SMD	180°	Thermoplastic	45mm x 81mm	30000 Hours	200

Candle - E14 Bulb

5.5W VT-226

EAN Code

171 - 3000K Warm White

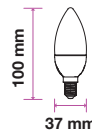
3800157627849

172 - 4000K Day White

3800157627856

173 - 6400K White

3800157627863



470
Lumens



40w
EQ. Watts



E14
Base



C37
Type



>80
CRI



>0.5
PF

Voltage/Frequency	LED Type	Beam Angle	Body Type	Dimension	Life span	Box Qty.
AC:220-240V,50Hz	SMD	200°	Thermoplastic	37mm x 100mm	30000 Hours	200

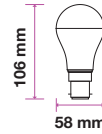
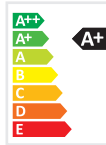
A58 - B22 Bulb

9W VT-219

EAN Code

3800157634151

270 - 3000K Warm White



806

Lumens



60w

EQ. Watts



B22

Base



A60

Type



>80

CRI



>0.5

PF

Voltage/Frequency	LED Type	Beam Angle	Body Type	Dimension	Life span	Box Qty.
AC:220-240V,50Hz	SMD	200°	Thermoplastic	58mm x 106mm	30000 Hours	100

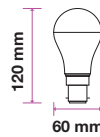

A60 - B22 Bulb

11W VT-213

EAN Code

3800157634168

271 - 3000K Warm White



1055

Lumens



75w

EQ. Watts



B22

Base



A60

Type



>80

CRI



>0.5

PF

Voltage/Frequency	LED Type	Beam Angle	Body Type	Dimension	Life span	Box Qty.
AC:220-240V,50Hz	SMD	200°	Thermoplastic	60mm x 120mm	30000 Hours	100

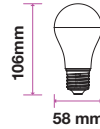
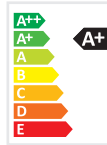
A58 - E27 Bulb

9W VT-209

156 - 3000K Warm White
157 - 4000K Day White
158 - 6400K White

EAN Code

3800157627696
3800157627702
3800157627719



725
Lumens



55w
EQ. Watts



E27
Base



A58
Type



>80
CRI



>0.5
PF

Voltage/Frequency	LED Type	Beam Angle	Body Type	Dimension	Life span	Box Qty.
AC:220-240V,50Hz	SMD	200°	Thermoplastic	58mm x 106mm	30000 Hours	100

A58 - E27 Bulb

9W VT-10

228 - 3000K Warm White
229 - 4000K Day White
230 - 6400K White

EAN Code

3800157631938
3800157631945
3800157631952



806
Lumens



60w
EQ. Watts



E27
Base



A58
Type



>80
CRI



>0.5
PF

Voltage/Frequency	LED Type	Beam Angle	Body Type	Dimension	Life span	Box Qty.
AC:220-240V,50Hz	SMD	200°	Thermoplastic	58mm x 106mm	30000 Hours	100

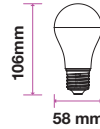
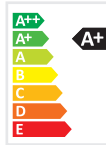
A58 - E27 Bulb

11W VT-211

177 - 3000K Warm White
178 - 4000K Day White
179 - 6400K White

EAN Code

3800157627900
3800157627917
3800157627924



975
Lumens



70w
EQ. Watts



E27
Base



A58
Type



>80
CRI



>0.5
PF

Voltage/Frequency	LED Type	Beam Angle	Body Type	Dimension	Life span	Box Qty.
AC:220-240V,50Hz	SMD	200°	Thermoplastic	58mm x 106mm	30000 Hours	100

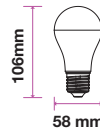

A58 - E27 Bulb

11W VT-212

231 - 3000K Warm White
232 - 4000K Day White
233 - 6400K White

EAN Code

3800157631969
3800157631976
3800157631983



1055
Lumens



75w
EQ. Watts



E27
Base



A58
Type



>80
CRI



>0.5
PF

Voltage/Frequency	LED Type	Beam Angle	Body Type	Dimension	Life span	Box Qty.
AC:220-240V,50Hz	SMD	200°	Thermoplastic	58mm x 106mm	30000 Hours	100

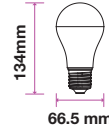
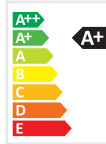
A65 - E27 Bulb

15W VT-215

- 159 - 3000K Warm White
- 160 - 4000K Day White
- 161 - 6400K White

EAN Code

- 3800157627726
- 3800157627733
- 3800157627740



1250
Lumens



85w
EQ. Watts



E27
Base



A65
Type



>80
CRI



>0.5
PF

Voltage/Frequency	LED Type	Beam Angle	Body Type	Dimension	Life span	Box Qty.
AC:220-240V,50Hz	SMD	200°	Thermoplastic	66.5mm x 134mm	30000 Hours	100

A65 - E27 Bulb

17W VT-217

- 162 - 3000K Warm White
- 163 - 4000K Day White
- 164 - 6400K White

EAN Code

- 3800157627757
- 3800157627764
- 3800157627771



1521
Lumens



100w
EQ. Watts



E27
Base



A65
Type



>80
CRI



>0.5
PF

Voltage/Frequency	LED Type	Beam Angle	Body Type	Dimension	Life span	Box Qty.
AC:220-240V,50Hz	SMD	200°	Thermoplastic	66.5mm x 134mm	30000 Hours	100



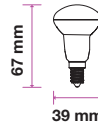
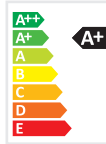
R39 - E14 Bulb

3W VT-239

210 - 3000K Warm White
211 - 4000K Day White
212 - 6400K White

EAN Code

3800157631754
3800157631761
3800157631778



250
Lumens



25w
EQ. Watts



E14
Base



R39
Type



>80
CRI



>0.4
PF

Voltage/Frequency	LED Type	Beam Angle	Body Type	Dimension	Life span	Box Qty.
AC:220-240V,50Hz	SMD	120°	Thermoplastic	39mm x 67mm	30000 Hours	200

All in focus.V-TAC's all new reflector bulbs have been developed with eminent technology, making them energy efficient and highly cost effective. Ideal for task lighting, this innovative bulb uses tiny reflectors to focus in a specific direction.

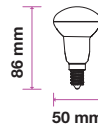
R50 - E14 Bulb

6W VT-250

138 - 3000K Warm White
139 - 4000K Day White
140 - 6400K White

EAN Code

3800157627511
3800157627528
3800157627535



470
Lumens



40w
EQ. Watts



E14
Base



R50
Type



>80
CRI



>0.5
PF

Voltage/Frequency	LED Type	Beam Angle	Body Type	Dimension	Life span	Box Qty.
AC:220-240V,50Hz	SMD	120°	Thermoplastic	50mm x 86mm	30000 Hours	200

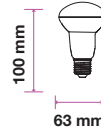
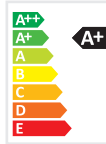
R63 - E27 Bulb

8W VT-263

- 141 - 3000K Warm White
- 142 - 4000K Day White
- 143 - 6400K White

EAN Code

- 3800157627542
- 3800157627559
- 3800157627566



570
Lumens



60w
EQ. Watts



E27
Base



R63
Type



>80
CRI



>0.5
PF

Voltage/Frequency	LED Type	Beam Angle	Body Type	Dimension	Life span	Box Qty.
AC:220-240V,50Hz	SMD	120°	Thermoplastic	63mm x 100mm	30000 Hours	200

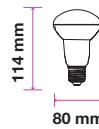
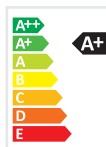
R80 - E27 Bulb

10W VT-280

- 135 - 3000K Warm White
- 136 - 4000K Day White
- 137 - 6400K White

EAN Code

- 3800157627481
- 3800157627498
- 3800157627504



800
Lumens



75w
EQ. Watts



E27
Base



R80
Type



>80
CRI



>0.5
PF

Voltage/Frequency	LED Type	Beam Angle	Body Type	Dimension	Life span	Box Qty.
AC:220-240V,50Hz	SMD	120°	Thermoplastic	80mm x 114mm	30000 Hours	100

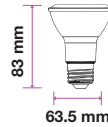
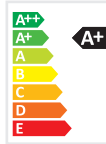
PAR 20 - E27 Bulb

7W VT-220

147 - 3000K Warm White
148 - 4000K Day White
149 - 6400K White

EAN Code

3800157627603
3800157627610
3800157627627



495
Lumens



65w
EQ. Watts



E27
Base



PAR20
Type



>80
CRI



>0.5
PF

Voltage/Frequency	LED Type	Beam Angle	Body Type	Dimension	Life span	Box Qty.
AC:220-240V,50Hz	SMD	40°	Thermoplastic	63.5mm x 83mm	30000 Hours	100

With an impressive lamp life and a robust body, V-TAC's brand new set of PAR bulbs offer immensely focused lighting. The intricate trail of reflectors in the bulb ensure that they are ideal for spot lighting and general lighting.

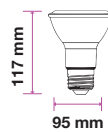

PAR 30 - E27 Bulb

11W VT-230

153 - 3000K Warm White
154 - 4000K Day White
155 - 6400K White

EAN Code

3800157627665
3800157627672
3800157627689



825
Lumens



95w
EQ. Watts



E27
Base



PAR30
Type



>80
CRI



>0.5
PF

Voltage/Frequency	LED Type	Beam Angle	Body Type	Dimension	Life span	Box Qty.
AC:220-240V,50Hz	SMD	40°	Thermoplastic	95mm x 117mm	30000 Hours	30



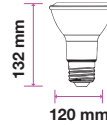
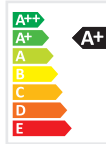
PAR 38 - E27 Bulb

14W VT-238

- 150 - 3000K Warm White
- 151 - 4000K Day White
- 152 - 6400K White

EAN Code

- 3800157627634
- 3800157627641
- 3800157627658



- 1100** Lumens
- 120w** EQ. Watts
- E27** Base
- PAR38** Type
- >80** CRI
- >0.5** PF

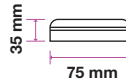
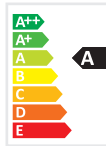
Voltage/Frequency	LED Type	Beam Angle	Body Type	Dimension	Life span	Box Qty.
AC:220-240V,50Hz	SMD	40°	Thermoplastic	120mm x 132mm	30000 Hours	30



Recessed GX53

7W VT-207

EAN Code



- 222 - 3000K Warm White
- 223 - 4000K Day White
- 224 - 6400K White

- 3800157631877
- 3800157631884
- 3800157631891

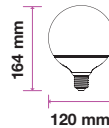

- 550** Lumens
- 40w** EQ. Watts
- GX53** Base
- >80** CRI
- >0.5** PF

Voltage/Frequency	LED Type	Beam Angle	Body Type	Dimension	Life span	Box Qty.
AC:220-240V,50Hz	SMD	200°	Thermoplastic	75mm x 35mm	30000 Hours	100

G120 - E27 Globe Bulb

17W VT-218

EAN Code



- 225 - 3000K Warm White
- 226 - 4000K Day White
- 227 - 6400K White

- 3800157631907
- 3800157631914
- 3800157631921

- 1521** Lumens
- 100w** EQ. Watts
- E27** Base
- G120** Type
- >80** CRI
- >0.5** PF

Voltage/Frequency	LED Type	Beam Angle	Body Type	Dimension	Life span	Box Qty.
AC:220-240V,50Hz	SMD	200°	Thermoplastic	120mm x 164mm	30000 Hours	20



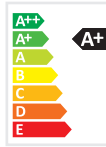
UFO Ceiling Lamp- E27

15W VT-216

EAN Code

- 213 - 3000K Warm White
- 214 - 4000K Day White
- 215 - 6400K White

- 3800157631785
- 3800157631792
- 3800157631808



1200
Lumens



75w
EQ. Watts



E27
Base



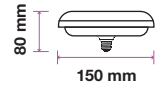
F150
Type



>80
CRI



>0.5
PF



Voltage/Frequency	LED Type	Beam Angle	Body Type	Dimension	Life span	Box Qty.
AC:220-240V,50Hz	SMD	120°	Thermoplastic	150mm x 80mm	30000 Hours	20

Aesthetic and Function, these are what define our new line of UFO Bulbs. Its design allows for a sophisticated application in high-end interior projects. Its unique shape also allows for an increased beam angle which in turn increases the range of light it can portray. An out-of-this-world bulb for professional applications. More power, more light, less energy.

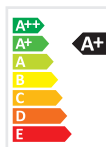
UFO Ceiling Lamp- E27

24W VT-224

EAN Code

- 216 - 3000K Warm White
- 217 - 4000K Day White
- 218 - 6400K White

- 3800157631815
- 3800157631822
- 3800157631839



1900
Lumens



120w
EQ. Watts



E27
Base



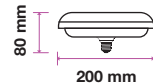
F200
Type



>80
CRI



>0.5
PF

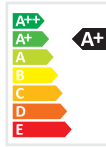


Voltage/Frequency	LED Type	Beam Angle	Body Type	Dimension	Life span	Box Qty.
AC:220-240V,50Hz	SMD	120°	Thermoplastic	200mm x 80mm	30000 Hours	20

UFO Ceiling Lamp - E27

36W VT-235

EAN Code



- 219 - 3000K Warm White
- 220 - 4000K Day White
- 221 - 6400K White

- 3800157631846
- 3800157631853
- 3800157631860



2900
Lumens



170w
EQ. Watts



E27
Base



F250
Type

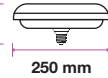


>80
CRI



>0.9
PF

80 mm



Voltage/Frequency	LED Type	Beam Angle	Body Type	Dimension	Life span	Box Qty.
AC:220-240V,50Hz	SMD	120°	Thermoplastic	250mm x 80mm	30000 Hours	20

E40 - Low Bay

85W VT-85

EAN Code

- 520 - 4000K Day White
- 521 - 6400K White

- 3800157629249
- 3800157629256



6800
Lumens



>80
CRI



>0.9
PF



Voltage/Frequency	LED Type	Beam Angle	Body Type	Dimension	Life span	Box Qty.
AC:100-277V,50/60 Hz	SMD	110°	Plastic	ø260 x 307	30000 Hours	04



E27 Bulb - Olive Bulb

40W VT-240

EAN Code

283 - 3000K Warm White

3800157634335

284 - 4000K Day White

3800157634342

285 - 6400K White

3800157634359



3500 Lumens |
 E27 Base |
 Olive Shape |
 >80 CRI |
 >0.9 PF

Voltage/Frequency	LED Type	Beam Angle	Body Type	Dimension	Life span	Box Qty.
AC:220-240V,50Hz	SMD	120°	Aluminum	90mm x 212mm	30000 Hours	20

E40 Bulb - Olive Bulb

100W VT-299

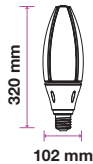
EAN Code

187 - 4000K Day White

3800157629461

188 - 6400K White

3800157629478



8000 Lumens |
 E40 Base |
 Olive Shape |
 >80 CRI |
 >0.9 PF

Voltage/Frequency	LED Type	Beam Angle	Body Type	Dimension	Life span	Box Qty.
AC:220-240V,50Hz	SMD	120°	Aluminum	102mm x 320mm	30000 Hours	20



V-TAC[®]
INNOVATIVE LED LIGHTING



AESTHETICALLY FUNCTIONAL



Efficiency

Less Energy More Power



Options

Dimmable, GU10, MR16
G9, G4

Right on Spot

An ideal replacement for halogen spot lights.

Spotlights are modern, easy to replace and above all, versatile.

The traditional design and identical warm light provide
the perfect highlight for your highlights.

SPOTON

THE HIGHLIGHT OF HIGHLIGHTS



FOR PROFESSIONALS BY PROFESSIONALS

5* YEARS
WARRANTY

BUILT TO LAST

*Suitable for 10-12 hours daily, usage of the product for 24 hours a day would void warranty

V-TAC[®]

INNOVATIVE LED LIGHTING

LED Spotlights

Our new range of spotlights are the optimal replacement for halogen spotlights. Don't worry, our new spotlights are still compatible with existing GU10 holders and they deliver the same warm light like halogen spots while exhibiting the benefits that LEDs provide. Perfect for retail and residential lighting.



- Classic halogen-like design with up to 80% power savings
- Compatibility ensured: An efficient retrofit for GU10 holders
- Optional beam angles: We have spotlights with beam angles ranging from 38°D to 300°D
- Set the right tone: dimmable options available

5 V-TAC[®] PRO
— YEAR —
WARRANTY

*Suitable for 10-12 hours daily, usage of the product for 24 hours a day would void warranty



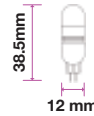
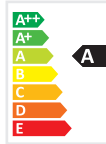
G4 Spot light

1.5W VT-201

EAN Code

- 240 - 3000K Warm White
- 241 - 4000K Day White
- 242 - 6400K White

- 3800157632607
- 3800157632614
- 3800157632621



- 100** Lumens
- 10w** EQ. Watts
- G4** Base
- >80** CRI
- >0.4** PF

Voltage/Frequency	LED Type	Beam Angle	Body Type	Dimension	Life span	Box Qty.
AC/DC:12V	SMD	300°	Plastic	12mm X 38.5mm	30000 Hours	400

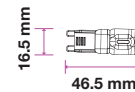
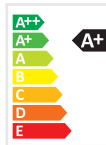
G9 Spot light

2.5W VT-203

EAN Code

- 243 - 3000K Warm White
- 244 - 4000K Day White
- 245 - 6400K White

- 3800157632638
- 3800157632645
- 3800157632652



- 200** Lumens
- 20w** EQ. Watts
- G9** Base
- >80** CRI
- >0.4** PF

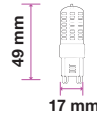
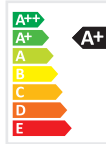
Voltage/Frequency	LED Type	Beam Angle	Body Type	Dimension	Life span	Box Qty.
AC:220-240V,50HZ	SMD	300°	Plastic	16.5mm X 46.5mm	30000 Hours	500



G9 Spot light

3W VT-204

EAN Code



246 - 3000K Warm White
247 - 4000K Day White
248 - 6400K White

3800157632669
3800157632676
3800157632683

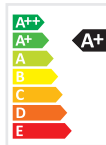
300 Lumens | 25w EQ. Watts | G9 Base | >80 CRI | >0.4 PF

Voltage/Frequency	LED Type	Beam Angle	Body Type	Dimension	Life span	Box Qty.
AC:220-240V,50HZ	SMD	300°	Plastic	17mm X 49mm	30000 Hours	500

GU10 Spot light

5W VT-205

EAN Code



201 - 3000K Warm White
202 - 4000K Day White
203 - 6400K White

3800157631662
3800157631679
3800157631686

400 Lumens | 35w EQ. Watts | GU10 Base | >80 CRI | >0.4 PF

Voltage/Frequency	LED Type	Beam Angle	Body Type	Dimension	Life span	Box Qty.
AC:220-240V,50HZ	SMD	110°	Plastic	50mm X 55mm	30000 Hours	200



GU10 Spot light - 110°

6.5W VT-247

EAN Code

192 - 3000K Warm White

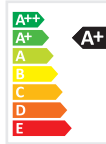
3800157631570

193 - 4000K Day White

3800157631587

194 - 6400K White

3800157631594



480
Lumens

60w
EQ. Watts

GU10
Base

>80
CRI

>0.5
PF

Voltage/Frequency	LED Type	Beam Angle	Body Type	Dimension	Life span	Box Qty.
AC:220-240V,50HZ	SMD	110°	Plastic	50mm X 55mm	30000 Hours	200

Dimmable - GU10 Spot light - 110°

6.5W VT-247D

EAN Code

198 - 3000K Warm White

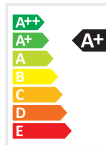
3800157631631

199 - 4000K Day White

3800157631648

200 - 6400K White

3800157631655



450
Lumens

55w
EQ. Watts

GU10
Base

>80
CRI

>0.5
PF



Voltage/Frequency	LED Type	Beam Angle	Body Type	Dimension	Life span	Box Qty.
AC:220-240V,50HZ	SMD	110°	Plastic	50mm X 55mm	30000 Hours	200

Dimmable - GU10 Spot light - 38°

6.5W VT-227D

EAN Code

195 - 3000K Warm White

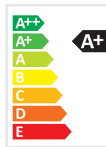
3800157631631

196 - 4000K Day White

3800157631648

197 - 6400K White

3800157631655



450
Lumens



55w
EQ. Watts



GU10
Base



>80
CRI



>0.5
PF



Voltage/Frequency	LED Type	Beam Angle	Body Type	Dimension	Life span	Box Qty.
AC:220-240V,50HZ	SMD	38°	Plastic	50mm X 55mm	30000 Hours	200

GU10 Spot light - 38°

7W VT-277

EAN Code

165 - 3000K Warm White

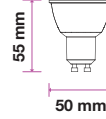
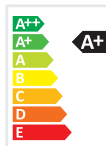
3800157627788

166 - 4000K Day White

3800157627795

167 - 6400K White

3800157627801



480
Lumens



60w
EQ. Watts



GU10
Base



>80
CRI



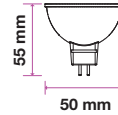
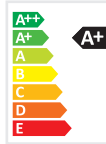
>0.5
PF

Voltage/Frequency	LED Type	Beam Angle	Body Type	Dimension	Life span	Box Qty.
AC:220-240V,50HZ	SMD	38°	Plastic	50mm X 55mm	30000 Hours	200

MR16 Spot light - 110°

6.5W VT-257

EAN Code



- 204 - 3000K Warm White
- 205 - 4000K Day White
- 206 - 6400K White

- 3800157631693
- 3800157631709
- 3800157631716



450
Lumens



40w
EQ. Watts



GU5.3
Base



>80
CRI



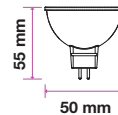
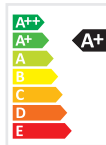
>0.5
PF

Voltage/Frequency	LED Type	Beam Angle	Body Type	Dimension	Life span	Box Qty.
AC/DC:12V	SMD	110°	Plastic	50mm X 55mm	30000 Hours	200

MR16 Spot light - 38°

6.5W VT-267

EAN Code



- 207 - 3000K Warm White
- 208 - 4000K Day White
- 209 - 6400K White

- 3800157631723
- 3800157631730
- 3800157631747



450
Lumens



40w
EQ. Watts



GU5.3
Base



>80
CRI



>0.5
PF

Voltage/Frequency	LED Type	Beam Angle	Body Type	Dimension	Life span	Box Qty.
AC/DC:12V	SMD	38°	Plastic	50mm X 55mm	30000 Hours	200

V-TAC[®]
INNOVATIVE LED LIGHTING



AESTHETICALLY FUNCTIONAL



Slim Design

Powerful performance



High Lumen

A more powerful version is available

The Herculean Luminary

V-TAC's New LED Floodlights are an exceptional combination of powerful illumination and aesthetics for outdoor lighting. Their high performance and high lumen output makes them the perfect choice for outdoor lighting projects.



HIGH POWER - HIGH LUMEN



SLIM FLOODLIGHTS

FOR PROFESSIONALS BY PROFESSIONALS

5 YEARS
WARRANTY

BUILT TO LAST

*Suitable for 10-12 hours daily, usage of the product for 24 hours a day would void warranty

V-TAC[®]

INNOVATIVE LED LIGHTING

LED Floodlights

A symbol of limitless strength. V-TAC's all new slimline series is now manufactured with cutting-edge components to deliver an exceptional performance. Despite its slim exterior, it is extremely sturdy and absolutely perfect for outdoor applications.




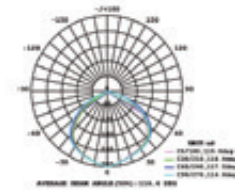
- High performance LED Chips to deliver striking light
- IP65 Rated: Top caliber components used to ensure waterproof/airtight performance
- An ultra-strong enclosure with a minimalistic design, for high-end support and aesthetics
- Options! Available in black and white finish

5 V-TAC[®] PRO
YEAR WARRANTY

*Suitable for 10-12 hours daily, usage of the product for 24 hours a day would void warranty



LUMINOUS INTENSITY DISTRIBUTION DIAGRAM



Note: The curves indicate the illuminated area and the average illumination when the luminaire is at different distances.

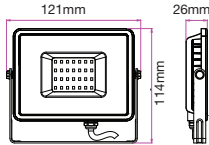
White Body White Glass

10W VT-10

- 427 - 3000K Warm White
- 428- 4000K Day White
- 429- 6400K White

EAN Code


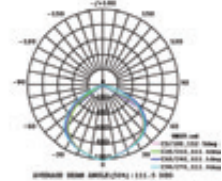
- 3800157630832
- 3800157630849
- 3800157630856



- 800 Lumens**
- SMD LED Type**
- >80 CRI**
- >0.9 PF**
- AC:220-240V, 50Hz Voltage/Frequency**

Beam Angle	Body Type	Dimension	Life span	Box Qty.
100°	Die casting Aluminium	121 x 114 x 26mm	30000 Hours	20

LUMINOUS INTENSITY DISTRIBUTION DIAGRAM



Note: The curves indicate the illuminated area and the average illumination when the luminaire is at different distances.

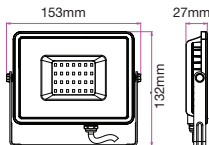
White Body White Glass

20W VT-20

- 442 - 3000K Warm White
- 443- 4000K Day White
- 444- 6400K White

EAN Code

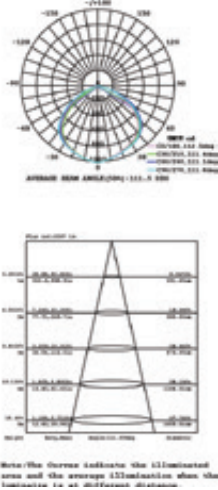
- 3800157630986
- 3800157630993
- 3800157631006



- 1600 Lumens**
- SMD LED Type**
- >80 CRI**
- >0.9 PF**
- AC:220-240V, 50Hz Voltage/Frequency**

Beam Angle	Body Type	Dimension	Life span	Box Qty.
100°	Die casting Aluminium	153 x 132 x 27mm	30000 Hours	20

LUMINOUS INTENSITY DISTRIBUTION DIAGRAM



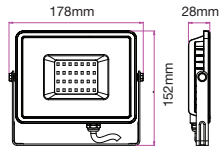
White Body White Glass

30W VT-30

- 403 - 3000K Warm White
- 404 - 4000K Day White
- 405 - 6400K White

EAN Code


- 3800157629201
- 3800157629058
- 3800157629065



- 2400** Lumens
- SMD** LED Type
- >80** CRI
- >0.9** PF
- AC:220-240V, 50Hz** Voltage/Frequency

Beam Angle	Body Type	Dimension	Life span	Box Qty.
100°	Die casting Aluminium	178 x 152 x 28mm	30000 Hours	10

LUMINOUS INTENSITY DISTRIBUTION DIAGRAM



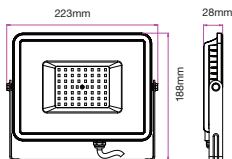
White Body White Glass

50W VT-50

- 409 - 3000K Warm White
- 410 - 4000K Day White
- 411 - 6400K White

EAN Code


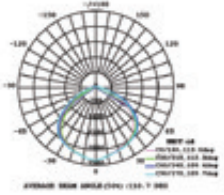
- 3800157629225
- 3800157629096
- 3800157629102



- 4000** Lumens
- SMD** LED Type
- >80** CRI
- >0.9** PF
- AC:220-240V, 50Hz** Voltage/Frequency

Beam Angle	Body Type	Dimension	Life span	Box Qty.
100°	Die casting Aluminium	223 x 188 x 28mm	30000 Hours	08

LUMINOUS INTENSITY DISTRIBUTION DIAGRAM



Note: The Curves Indicate the Illuminated area and the average illumination when the luminaire is at different distance.

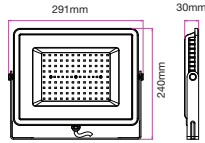
White Body White Glass

100W VT-100

EAN Code

- 415 - 3000K Warm White
- 416 - 4000K Day White
- 417 - 6400K White

- 3800157629249
- 3800157629133
- 3800157629140



8000
Lumens



SMD
LED Type



>80
CRI



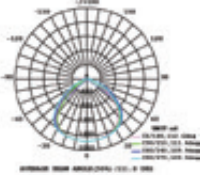
>0.9
PF



AC:220-240V, 50Hz
Voltage/Frequency

Beam Angle	Body Type	Dimension	Life span	Box Qty.
100°	Die casting Aluminium	291 x 240 x 30mm	30000 Hours	04

LUMINOUS INTENSITY DISTRIBUTION DIAGRAM



Note: The Curves Indicate the Illuminated area and the average illumination when the luminaire is at different distance.

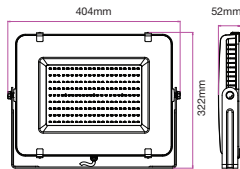
White Body White Glass

150W VT-300

EAN Code

- 478 - 3000K Warm White
- 479 - 4000K Day White
- 480 - 6400K White

- 3800157631341
- 3800157631358
- 3800157631365



12000
Lumens



SMD
LED Type



>80
CRI





>0.9
PF



AC:220-240V, 50Hz
Voltage/Frequency

Beam Angle	Body Type	Dimension	Life span	Box Qty.
100°	Die casting Aluminium	404 x 322 x 52mm	30000 Hours	02

LUMINOUS INTENSITY DISTRIBUTION DIAGRAM



Note: The curves indicate the illuminated area and the average illumination when the luminaire is at different distances.

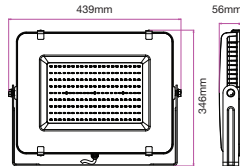
White Body White Glass

200W VT-200

EAN Code

420 - 4000K Day White
421 - 6400K White

3800157629171
3800157629188



16000
Lumens



SMD
LED Type



>80
CRI




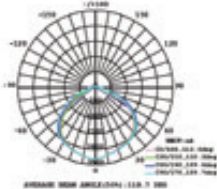
>0.9
PF



AC:220-240V, 50Hz
Voltage/Frequency

Beam Angle	Body Type	Dimension	Life span	Box Qty.
100°	Die casting Aluminium	439 x 346 x 56mm	30000 Hours	02

LUMINOUS INTENSITY DISTRIBUTION DIAGRAM



Note: The curves indicate the illuminated area and the average illumination when the luminaire is at different distances.

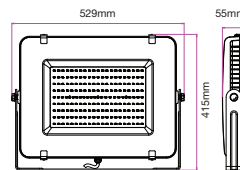
White Body White Glass

300W VT-300

EAN Code

486- 4000K Day White
487- 6400K White

3800157631426
3800157631433



24000
Lumens



SMD
LED Type



>80
CRI




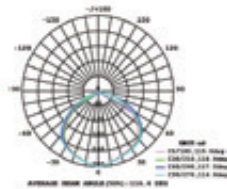
>0.9
PF



AC:220-240V, 50Hz
Voltage/Frequency

Beam Angle	Body Type	Dimension	Life span	Box Qty.
100°	Die casting Aluminium	529 X 415 X 55mm	30000 Hours	02

LUMINOUS INTENSITY DISTRIBUTION DIAGRAM



Note: The curves indicate the illuminated area and the average illumination when the luminaire is at different distances.

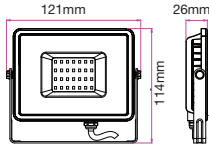
Black Body Grey Glass

10W VT-10

- 424 - 3000K Warm White
- 425 - 4000K Day White
- 426 - 6400K White

EAN Code


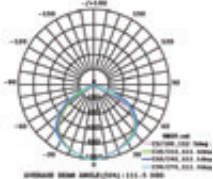
- 3800157630801
- 3800157630818
- 3800157630825



- 800** Lumens
- SMD** LED Type
- >80** CRI
- >0.9** PF
- AC:220-240V, 50Hz** Voltage/Frequency

Beam Angle	Body Type	Dimension	Life span	Box Qty.
100°	Die casting Aluminium	121 x 114 x 26mm	30000 Hours	20

LUMINOUS INTENSITY DISTRIBUTION DIAGRAM



Note: The curves indicate the illuminated area and the average illumination when the luminaire is at different distances.

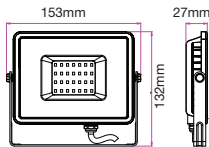
Black Body Grey Glass

20W VT-20

- 439 - 3000K Warm White
- 440 - 4000K Day White
- 441 - 6400K White

EAN Code

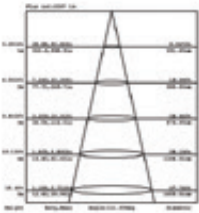
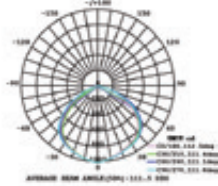
- 3800157630955
- 3800157630962
- 3800157630979



- 1600** Lumens
- SMD** LED Type
- >80** CRI
- >0.9** PF
- AC:220-240V, 50Hz** Voltage/Frequency

Beam Angle	Body Type	Dimension	Life span	Box Qty.
100°	Die casting Aluminium	153 x 132 x 27mm	30000 Hours	20

LUMINOUS INTENSITY DISTRIBUTION DIAGRAM



Note: The Curves indicate the illuminated area and the average illumination when the fixture is at different distance.

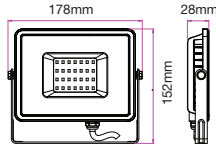
Black Body Grey Glass

30W VT-30

- 400 - 3000K Warm White
- 401 - 4000K Day White
- 402 - 6400K White

EAN Code

- 3800157629195
- 3800157629034
- 3800157629041



2400
Lumens



SMD
LED Type



>80
CRI



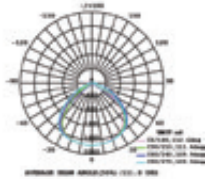
>0.9
PF



AC:220-240V, 50Hz
Voltage/Frequency

Beam Angle	Body Type	Dimension	Life span	Box Qty.
100°	Die casting Aluminium	178 x 152 x 28mm	30000 Hours	10

LUMINOUS INTENSITY DISTRIBUTION DIAGRAM



Note: The Curves indicate the illuminated area and the average illumination when the fixture is at different distance.

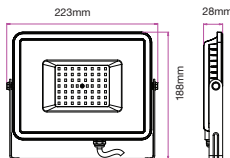
Black Body Grey Glass

50W VT-50

- 406 - 3000K Warm White
- 407 - 4000K Day White
- 408 - 6400K White

EAN Code

- 3800157629218
- 3800157629072
- 3800157629089



4000
Lumens



SMD
LED Type



>80
CRI




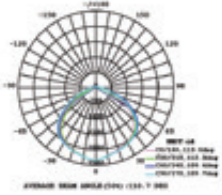
>0.9
PF



AC:220-240V, 50Hz
Voltage/Frequency

Beam Angle	Body Type	Dimension	Life span	Box Qty.
100°	Die casting Aluminium	223 x 188 x 28mm	30000 Hours	08

LUMINOUS INTENSITY DISTRIBUTION DIAGRAM



Note: The Curves Indicate the Illuminated area and the average illumination when the luminaire is at different distance.

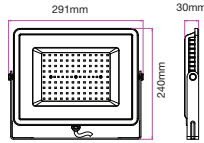
Black Body Grey Glass

100W VT-100

EAN Code

- 412 - 3000K Warm White
- 413 - 4000K Day White
- 414 - 6400K White

- 3800157629232
- 3800157629119
- 3800157629126



8000
Lumens



SMD
LED Type



>80
CRI



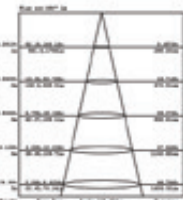
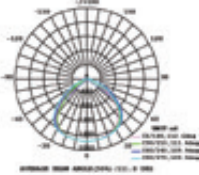
>0.9
PF



AC:220-240V, 50Hz
Voltage/Frequency

Beam Angle	Body Type	Dimension	Life span	Box Qty.
100°	Die casting Aluminium	291 x 240 x 30mm	30000 Hours	04

LUMINOUS INTENSITY DISTRIBUTION DIAGRAM



Note: The Curves Indicate the Illuminated area and the average illumination when the luminaire is at different distance.

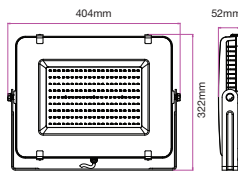
Black Body Grey Glass

150W VT-150

EAN Code

- 475 - 3000K Warm White
- 476 - 4000K Day White
- 477 - 6400K White

- 3800157631310
- 3800157631327
- 3800157631334



12000
Lumens



SMD
LED Type



>80
CRI




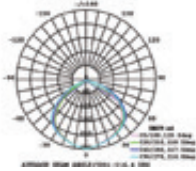
>0.9
PF



AC:220-240V, 50Hz
Voltage/Frequency

Beam Angle	Body Type	Dimension	Life span	Box Qty.
100°	Die casting Aluminium	404 x 322 x 52mm	30000 Hours	02

LUMINOUS INTENSITY DISTRIBUTION DIAGRAM



Note: The curves indicate the illuminated area and the average illumination when the luminaire is at different distances.

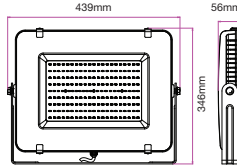
Black Body Grey Glass

200W VT-200

418 - 4000K Day White
419 - 6400K White

EAN Code

3800157629157
3800157629164



16000
Lumens



SMD
LED Type



>80
CRI




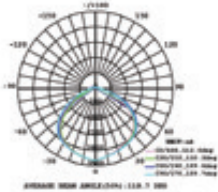
>0.9
PF



AC:220-240V, 50Hz
Voltage/Frequency

Beam Angle	Body Type	Dimension	Life span	Box Qty.
100°	Die casting Aluminium	439 x 346 x 56mm	30000 Hours	02

LUMINOUS INTENSITY DISTRIBUTION DIAGRAM



Note: The curves indicate the illuminated area and the average illumination when the luminaire is at different distances.

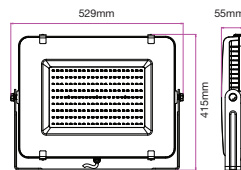
Black Body Grey Glass

300W VT-300

422 - 4000K Day White
423 - 6400K White

EAN Code

3800157629225
3800157629232



24000
Lumens



SMD
LED Type



>80
CRI




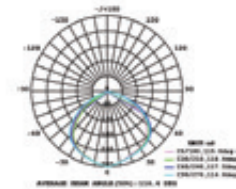
>0.9
PF



AC:220-240V, 50Hz
Voltage/Frequency

Beam Angle	Body Type	Dimension	Life span	Box Qty.
100°	Die casting Aluminium	529 X 415 X 55mm	30000 Hours	02

LUMINOUS INTENSITY DISTRIBUTION DIAGRAM

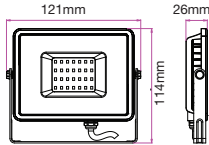


Note: The curves indicate the illuminated area and the average illumination when the luminaire is at different distances.

Grey Body Grey Glass

10W VT-10

- 430 - 3000K Warm White
- 431- 4000K Day White
- 432- 6400K White



EAN Code


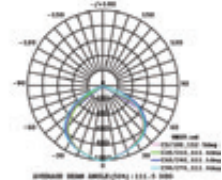
- 3800157630863
- 3800157630870
- 3800157630887



- 800 Lumens
- SMD LED Type
- >80 CRI
- >0.9 PF
- AC:220-240V, 50Hz Voltage/Frequency

Beam Angle	Body Type	Dimension	Life span	Box Qty.
100°	Die casting Aluminium	121 x 114 x 26mm	30000 Hours	20

LUMINOUS INTENSITY DISTRIBUTION DIAGRAM

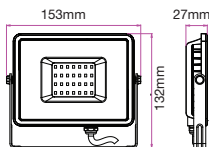


Note: The curves indicate the illuminated area and the average illumination when the luminaire is at different distances.

Grey Body Grey Glass

20W VT-20

- 445 - 3000K Warm White
- 446- 4000K Day White
- 447- 6400K White



EAN Code

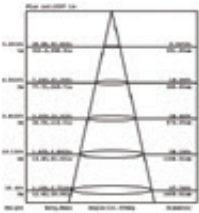
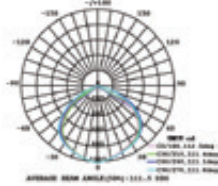
- 3800157631013
- 3800157631020
- 3800157631037



- 1600 Lumens
- SMD LED Type
- >80 CRI
- >0.9 PF
- AC:220-240V, 50Hz Voltage/Frequency

Beam Angle	Body Type	Dimension	Life span	Box Qty.
100°	Die casting Aluminium	153 x 132 x 27mm	30000 Hours	20

LUMINOUS INTENSITY DISTRIBUTION DIAGRAM



Note: The Curves indicate the illuminated area and the average illumination when the fixture is at different distance.

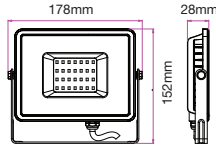
Grey Body Grey Glass

30W VT-30

- 454 - 3000K Warm White
- 455- 4000K Day White
- 456- 6400K White

EAN Code

- 3800157631105
- 3800157631112
- 3800157631129



2400
Lumens



SMD
LED Type



>80
CRI



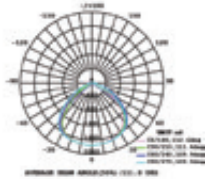
>0.9
PF



AC:220-240V, 50Hz
Voltage/Frequency

Beam Angle	Body Type	Dimension	Life span	Box Qty.
100°	Die casting Aluminium	178 x 152 x 28mm	30000 Hours	10

LUMINOUS INTENSITY DISTRIBUTION DIAGRAM



Note: The Curves indicate the illuminated area and the average illumination when the fixture is at different distance.

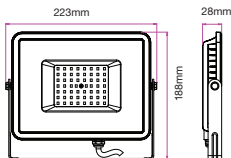
Grey Body Grey Glass

50W VT-50

- 463 - 3000K Warm White
- 464- 4000K Day White
- 465- 6400K White

EAN Code

- 3800157631198
- 3800157631204
- 3800157631211



4000
Lumens



SMD
LED Type



>80
CRI




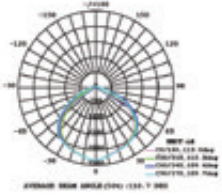
>0.9
PF



AC:220-240V, 50Hz
Voltage/Frequency

Beam Angle	Body Type	Dimension	Life span	Box Qty.
100°	Die casting Aluminium	223 x 188 x 28mm	30000 Hours	08

LUMINOUS INTENSITY DISTRIBUTION DIAGRAM



Note: The Curves Indicate the Illuminated area and the average illumination when the luminaire is at different distance.

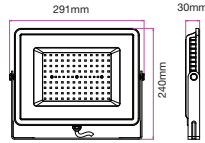
Grey Body Grey Glass

100W VT-100

- 472 - 3000K Warm White
- 473 - 4000K Day White
- 474 - 6400K White

EAN Code

- 3800157631280
- 3800157631297
- 3800157631303



8000
Lumens



SMD
LED Type



>80
CRI



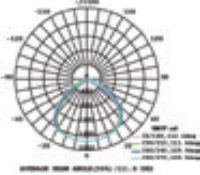
>0.9
PF



AC:220-240V, 50Hz
Voltage/Frequency

Beam Angle	Body Type	Dimension	Life span	Box Qty.
100°	Die casting Aluminium	291 x 240 x 30mm	30000 Hours	04

LUMINOUS INTENSITY DISTRIBUTION DIAGRAM



Note: The Curves Indicate the Illuminated area and the average illumination when the luminaire is at different distance.

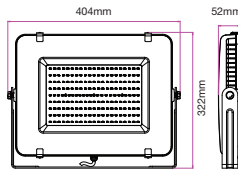
Grey Body Grey Glass

150W VT-150

- 481 - 3000K Warm White
- 482 - 4000K Day White
- 483 - 6400K White

EAN Code

- 3800157631372
- 3800157631389
- 3800157631396



12000
Lumens



SMD
LED Type



>80
CRI




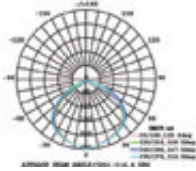
>0.9
PF



AC:220-240V, 50Hz
Voltage/Frequency

Beam Angle	Body Type	Dimension	Life span	Box Qty.
100°	Die casting Aluminium	404 x 322 x 52mm	30000 Hours	02

LUMINOUS INTENSITY DISTRIBUTION DIAGRAM



Note: The curves indicate the illuminated area and the average illumination when the luminaire is at different distances.

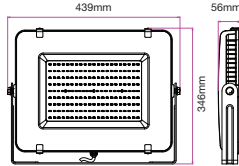
Grey Body Grey Glass

200W VT-200

EAN Code

484 - 4000K Day White
485 - 6400K White

3800157631402
3800157631419



16000
Lumens



SMD
LED Type



>80
CRI




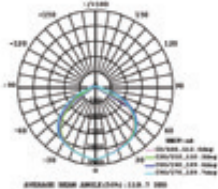
>0.9
PF



AC:220-240V, 50Hz
Voltage/Frequency

Beam Angle	Body Type	Dimension	Life span	Box Qty.
100°	Die casting Aluminium	439 x 346 x 56mm	30000 Hours	02

LUMINOUS INTENSITY DISTRIBUTION DIAGRAM



Note: The curves indicate the illuminated area and the average illumination when the luminaire is at different distances.

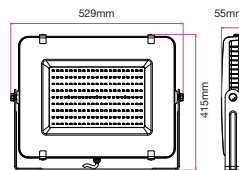
Grey Body Grey Glass

300W VT-150

EAN Code

488 - 4000K Day White
489 - 6400K White

3800157631440
3800157631457



24000
Lumens



SMD
LED Type



>80
CRI



>0.9
PF



AC:220-240V, 50Hz
Voltage/Frequency

Beam Angle	Body Type	Dimension	Life span	Box Qty.
100°	Die casting Aluminium	529 X 415 X 55mm	30000 Hours	02

V-TAC[®]

INNOVATIVE LED LIGHTING



AESTHETICALLY FUNCTIONAL



Slim Design
Powerful performance



Lights Up
All the way to the edges

Designed to Satisfy

V-TAC literally took the panel technology to the edge. The new Slim Mini Panel was purposely built to increase application coverage and power saving. Perfect for minimalistic interior designs.



CUTTING EDGE
TECHNOLOGY

FOR PROFESSIONALS BY PROFESSIONALS

5^{*} YEARS
WARRANTY

BUILT TO LAST

*Suitable for 10-12 hours daily, usage of the product for 24 hours a day would void warranty

V-TAC[®]

INNOVATIVE LED LIGHTING

LED Panels

Performance is key. However, along with performance, customers prefer lighting that is attractive and easy to install. Our all new panels are a combination of all three. They light up all the way to the edges, making them THE perfect aesthetic for your indoor spaces.

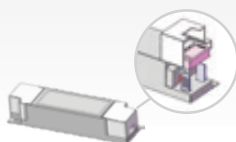



- Instant startup: V-TAC's LED Panels power up instantly upon being switched on
- More light. Less Power: 80% lower power consumption than conventional downlights
- Customized exterior for a stronger body
- Five-Year Warranty

5 V-TAC[®] PRO
YEAR WARRANTY

*Suitable for 10-12 hours daily, usage of the product for 24 hours a day would void warranty





IMPROVED DRIVER BOX



QUICK CONNECTOR

60 x 60 LED Panel

45W VT-645

- 632- 3000K Warm White
- 633- 4000K Day White
- 634- 6400K White

EAN Code

- 3800157634304
- 3800157634311
- 3800157634328



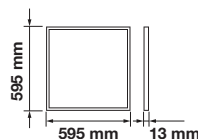
3600
Lumens



>80
CRI



>0.9
PF



Voltage/Frequency	LED Type	Beam Angle	Body Type	Dimension	Life span	Box Qty.
AC:220-240V	SMD	110°	Aluminum+ PMMA+PP	595 X 595 X 14mm	30000 Hours	06

Frameless Mini Panel

8W VT-608

EAN Code

626- 3000K Warm White

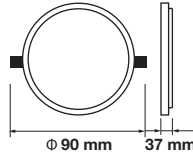
3800157630672

627- 4000K Day White

3800157630689

628- 6400K White

3800157630696



800

Lumens



>80

CRI



>0.5

PF



QUICK CONNECTOR

Voltage/Frequency	LED Type	Beam Angle	Body Type	Dimension	Life span	Box Qty.
AC:220-240V,50HZ	SMD	120°	ABS+Plastic	Ø93 X 37mm	30000 Hours	100

Frameless Mini Panel

8W VT-608

EAN Code

623- 3000K Warm White

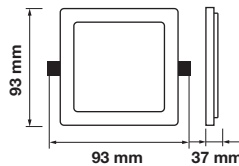
3800157630641

624- 4000K Day White

3800157630658

625- 6400K White

3800157630665



800

Lumens



>80

CRI



>0.5

PF



QUICK CONNECTOR

Voltage/Frequency	LED Type	Beam Angle	Body Type	Dimension	Life span	Box Qty.
AC:220-240V,50HZ	SMD	120°	ABS+Plastic	93 X 93 X 37mm	30000 Hours	100

Frameless Mini Panel

15W VT-615

620- 3000K Warm White

621- 4000K Day White

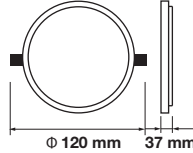
622- 6400K White

EAN Code

3800157630610

3800157630627

3800157630634



1500 Lumens



>80 CRI



>0.5 PF



QUICK CONNECTOR

Voltage/Frequency	LED Type	Beam Angle	Body Type	Dimension	Life span	Box Qty.
AC:220-240V,50HZ	SMD	120°	ABS+Plastic	Φ120 X 37mm	30000 Hours	40

Frameless Mini Panel

15W VT-615

617- 3000K Warm White

618- 4000K Day White

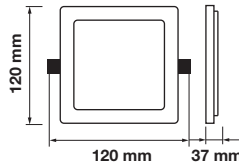
619- 6400K White

EAN Code

3800157630580

3800157630597

3800157630603



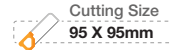
1500 Lumens



>80 CRI



>0.5 PF



QUICK CONNECTOR

Voltage/Frequency	LED Type	Beam Angle	Body Type	Dimension	Life span	Box Qty.
AC:220-240V,50HZ	SMD	120°	ABS+Plastic	120 X 120 X 37mm	30000 Hours	40

Frameless Mini Panel

20W VT-620

EAN Code

614- 3000K Warm White

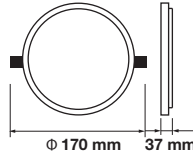
3800157630559

615- 4000K Day White

3800157630566

616- 6400K White

3800157630573



2000 Lumens



>80 CRI



>0.9 PF



QUICK CONNECTOR

Voltage/Frequency	LED Type	Beam Angle	Body Type	Dimension	Life span	Box Qty.
AC:220-240V,50HZ	SMD	120°	ABS+Plastic	Φ170 X 37mm	30000 Hours	40

Frameless Mini Panel

20W VT-620

EAN Code

611- 3000K Warm White

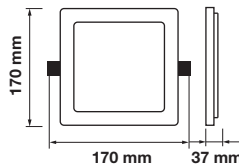
3800157630528

612- 4000K Day White

3800157630535

613- 6400K White

3800157630542



2000 Lumens



>80 CRI



>0.9 PF



QUICK CONNECTOR

Voltage/Frequency	LED Type	Beam Angle	Body Type	Dimension	Life span	Box Qty.
AC:220-240V,50HZ	SMD	120°	ABS+Plastic	170 X 170 X 37mm	30000 Hours	40

V-TAC[®]

INNOVATIVE LED LIGHTING

LED Fittings and Tubes

V-TAC's advance grill fixtures are a new generation of linear fittings. Designed with high-caliber materials, these fixtures provide exceptional light levels, are extremely energy efficient and are easy to install. The unparalleled performance of our Grill fittings makes it a cut-above conventional fixtures. It's easy to install function and aesthetic lighting effect gives this new range an amazing potential for retail and residential applications.

These fixtures are the better choice, in terms of performance and aesthetic value, for commercial, retail or residential applications in comparison to conventional fluorescent fixtures.



- Delivering a high lumen output of over 120 lumen per watt
- Designed to deliver a smooth and soft lighting effect
- Options! Available in 60cm, 120cm, 150cm and 180cm
- The push fit connectors make it easy to install
- Five year warranty

5 V-TAC[®] PRO
YEAR WARRANTY

*Suitable for 10-12 hours daily, usage of the product for 24 hours a day would void warranty



120+ LUMENS PER WATT

SUPER EFFICIENT

30 CM - LED Grill Fitting

10W VT-8-10

EAN Code

659 - 3000K Warm White

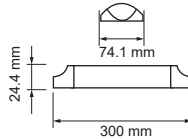
3800157632140

660 - 4000K Day White

3800157632157

661 - 6400K White

3800157632164



1200

Lumens



>80

CRI



>0.5

PF



<1s

Instant Start



15000

On/Off



260 g

Weight

Voltage/Frequency	LED Type	Beam Angle	Body Type	Dimension	Life span	Box Qty.
AC:220-240V,50HZ	SMD	110°	Plastic	300 x 74.1 x 24.4mm	30000 Hours	10

120+ LUMENS PER WATT

SUPER EFFICIENT

60 CM - LED Grill Fitting

20W VT-8-20

EAN Code

662 - 3000K Warm White

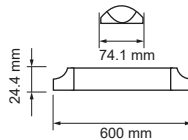
3800157632171

663 - 4000K Day White

3800157632188

664 - 6400K White

3800157632195



2400

Lumens



>80

CRI



>0.5

PF



<1s

Instant Start



15000

On/Off



420 g

Weight

Voltage/Frequency	LED Type	Beam Angle	Body Type	Dimension	Life span	Box Qty.
AC:220-240V,50HZ	SMD	110°	Plastic	600 x 74.1 x 24.4mm	30000 Hours	10

120+ LUMENS PER WATT

SUPER EFFICIENT

120 CM - LED Grill Fitting

40W VT-8-40

EAN Code

665 - 3000K Warm White

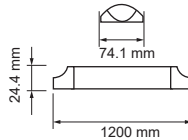
3800157632201

666 - 4000K Day White

3800157632218

667 - 6400K White

3800157632225



4800
Lumens



>80
CRI



>0.9
PF



<1s
Instant Start



15000
On/Off



840 g
Weight

Voltage/Frequency	LED Type	Beam Angle	Body Type	Dimension	Life span	Box Qty.
AC:220-240V,50HZ	SMD	110°	Plastic	1200 x 74.1 x 24.4mm	30000 Hours	10

120+ LUMENS PER WATT

SUPER EFFICIENT

150 CM - LED Grill Fitting

50W VT-8-50

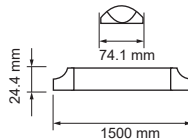
EAN Code

668 - 4000K Day White

3800157632232

669 - 6400K White

3800157632249



6000
Lumens



>80
CRI



>0.9
PF



<1s
Instant Start



15000
On/Off



1000 g
Weight

Voltage/Frequency	LED Type	Beam Angle	Body Type	Dimension	Life span	Box Qty.
AC:220-240V,50HZ	SMD	110°	Plastic	1500 x 74.1 x 24.4mm	30000 Hours	10

120+ LUMENS PER WATT

SUPER EFFICIENT

180 CM - LED Grill Fitting

60W VT-8-60

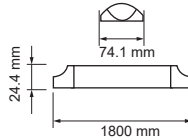
EAN Code

3800157632256

3800157632263

670 - 4000K Day White

671 - 6400K White



7200
Lumens



>80
CRI



>0.9
PF



<1s
Instant Start



15000
On/Off



1200 g
Weight

Voltage/Frequency	LED Type	Beam Angle	Body Type	Dimension	Life span	Box Qty.
AC:220-240V,50HZ	SMD	110°	Plastic	1800 x 74.1 x 24.4mm	30000 Hours	10



120+ LUMENS PER WATT

SUPER EFFICIENT

60 CM - LED Nano-Plastic Tube

9W VT-062

EAN Code

685 - 3000K Warm White

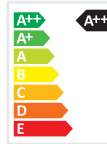
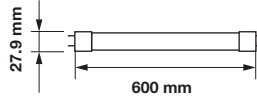
3800157633888

686 - 4000K Day White

3800157633895

687 - 6400K White

3800157633901



1100
Lumens



25w
EQ. Watts



>80
CRI



>0.5
PF



<0.5 s
Instant Start



15000
On/Off



67 g
Weight

Voltage/Frequency	LED Type	Beam Angle	Body Type	Dimension	Life span	Box Qty.
AC:220-240V,50HZ	SMD	160°	Plastic	600mm x 27.9mm	30000 Hours	25

The perfect retrofit: The combination of seamless design and state-of-the-art LED chips has shaped our all new T8 tubes. Manufactured for efficiency, these tubes are THE ideal replacement for conventional fluorescent tubes.

120+ LUMENS PER WATT

SUPER EFFICIENT

120 CM - LED Nano-Plastic Tube

18W VT-122

EAN Code

688 - 3000K Warm White

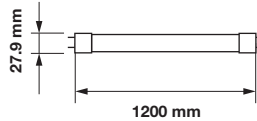
3800157633918

672 - 4000K Day White

3800157632911

673 - 6400K White

3800157632928



2250
Lumens



45w
EQ. Watts



>80
CRI



>0.5
PF



<0.5 s
Instant Start



15000
On/Off



115 g
Weight

Voltage/Frequency	LED Type	Beam Angle	Body Type	Dimension	Life span	Box Qty.
AC:220-240V,50HZ	SMD	160°	Plastic	1200mm X 27.9mm	30000 Hours	25

V-TAC[®]

INNOVATIVE LED LIGHTING

Live . Light . Life

LED Tubes | High Lumens Nano-Plastic

120+ LUMENS PER WATT
SUPER EFFICIENT

150 CM - LED Nano-Plastic Tube

22W VT-152

EAN Code

689 - 3000K Warm White

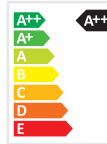
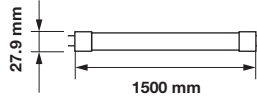
3800157633925

674 - 4000K Day White

3800157632935

675 - 6400K White

3800157632942



3000
Lumens



75w
EQ. Watts



>80
CRI



>0.5
PF



<0.5 s
Instant Start



15000
On/Off



165 g
Weight

Voltage/Frequency	LED Type	Beam Angle	Body Type	Dimension	Life span	Box Qty.
AC:220-240V,50HZ	SMD	160°	Plastic	1500mm x 27.9mm	30000 Hours	25



5 YEARS
WARRANTY

66



60 CM - LED Nano-Plastic Tube

10W VT-061

EAN Code

650 - 3000K Warm White

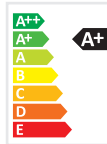
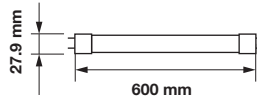
3800157632010

651- 4000K Day White

3800157632027

652- 6400K White

3800157632034



180°
ROTATING



850
Lumens



18w
EQ. Watts



>80
CRI



>0.5
PF



<0.5 s
Instant Start



15000
On/Off



67 g
Weight

Voltage/Frequency	LED Type	Beam Angle	Body Type	Dimension	Life span	Box Qty.
AC:220-240V,50HZ	SMD	160°	Plastic	600mm x 27.9mm	30000 Hours	25

90 CM - LED Nano-Plastic Tube

14W VT-091

EAN Code

682 - 3000K Warm White

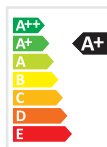
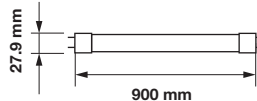
3800157633857

683- 4000K Day White

3800157633864

684- 6400K White

3800157633871



1200
Lumens



24w
EQ. Watts



>80
CRI



>0.5
PF



<0.5 s
Instant Start



15000
On/Off



85 g
Weight

Voltage/Frequency	LED Type	Beam Angle	Body Type	Dimension	Life span	Box Qty.
AC:220-240V,50HZ	SMD	160°	Plastic	900mm X 27.9mm	30000 Hours	25



120 CM - LED Nano-Plastic Tube

18W VT-121

EAN Code

653 - 3000K Warm White

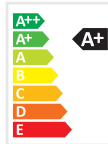
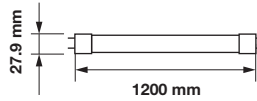
3800157632041

654 - 4000K Day White

3800157632058

655 - 6400K White

3800157632065



180°
ROTATING

1700 Lumens |
 36w EQ. Watts |
 >80 CRI |
 >0.5 PF |
 <0.5 s Instant Start |
 15000 On/Off |
 115 g Weight

Voltage/Frequency	LED Type	Beam Angle	Body Type	Dimension	Life span	Box Qty.
AC:220-240V,50HZ	SMD	160°	Plastic	1200mm x 27.9mm	30000 Hours	25

150 CM - LED Nano-Plastic Tube

22W VT-151

EAN Code

656 - 3000K Warm White

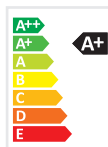
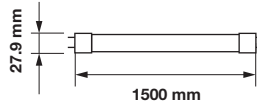
3800157632072

657 - 4000K Day White

3800157632089

658 - 6400K White

3800157632096



2000 Lumens |
 58w EQ. Watts |
 >80 CRI |
 >0.5 PF |
 <0.5 s Instant Start |
 15000 On/Off |
 165 g Weight

Voltage/Frequency	LED Type	Beam Angle	Body Type	Dimension	Life span	Box Qty.
AC:220-240V,50HZ	SMD	160°	Plastic	1500mm X 27.9mm	30000 Hours	25





LED Tri-proof Lights

Our Tri-proof lights just got tougher. 80% lower power consumption than fluorescent lights, IP65 Rating and easy-to-install lights make perfect to use in tough conditions. These high performing Tri-proofs provide the necessary light levels for any indoor and outdoor applications.

- Easy installation and maintenance
- IP65 Rated: Top caliber components used to ensure waterproof/airtight performance
- An ultra-strong enclosure with a minimalistic design
- Great return on investment due to low energy consumption
- Five year warranty

5 V-TAC[®] PRO
YEAR WARRANTY

*Suitable for 10-12 hours daily, usage of the product for 24 hours a day would void warranty



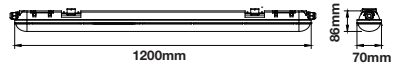
120 CM - LED Water-proof Fitting

60W VT-160

EAN Code

678 - 4000K Day White
679 - 6400K White

3800157632980
3800157632997



7200
Lumens



>80
CRI



>0.9
PF



15000
On/Off



1800 g
Weight

120+ LUMENS PER WATT
SUPER EFFICIENT

Voltage/Frequency	LED Type	Beam Angle	Body Type	Dimension	Life span	Box Qty.
AC:220-240V,50HZ	SMD	110°	PC+Aluminum	1200 X 86 X 70mm	20000 Hours	10

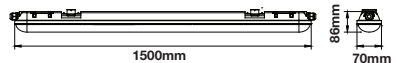
150 CM - LED Water-proof Fitting

70W VT-170

EAN Code

676 - 4000K Day White
677 - 6400K White

3800157632966
3800157632973



8400
Lumens



>80
CRI



>0.9
PF



15000
On/Off



2450 g
Weight

120+ LUMENS PER WATT
SUPER EFFICIENT

Voltage/Frequency	LED Type	Beam Angle	Body Type	Dimension	Life span	Box Qty.
AC:220-240V,50HZ	SMD	110°	PC+Aluminum	1500 X 86 X 70mm	20000 Hours	10

70



180 CM - LED Water-proof Fitting

60W VT-180

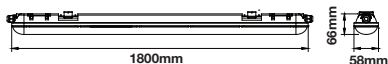
EAN Code

680 - 4000K Day White

3800157634731

681 - 6400K White

3800157634748



5400
Lumens



>80
CRI



>0.9
PF




15000
On/Off



3100 g
Weight

Voltage/Frequency	LED Type	Beam Angle	Body Type	Dimension	Life span	Box Qty.
AC:220-240V,50HZ	SMD	110°	PC	1800 X 66 X 58mm	20000 Hours	10





 **1600**
Lumens/m

 **>80**
CRI

 **240**
LED/M

 **10 meter**
Roll

IP20
RATING

15w/m VT-10-240

EAN Code

320 - 3000K Warm White

3800157634564

321 - 4500K Day White

3800157634571

322 - 6000K White

3800157634588

Voltage	LED Qty:	Beam Angle	Current/M	Width:	Box Qty.
DC:24V	240LEDs/m	120°	0.625A/M	10mm	400

V-TAC[®]
INNOVATIVE LED LIGHTING



provided by
SAMSUNG

AESTHETICALLY FUNCTIONAL




High **CRI**


Experience The
TRUE COLORS

The Right Track

Perfect ecological alternative to Old Halogen Lights, Track lights are the extensive range of modern LED Track Lights! Delivering high performance, excellent durability, and remarkable light output to serve the general Commercial and Retail market.

Black Body

7W VT-407

353 - 3000K Warm White

354 - 4200K Day White

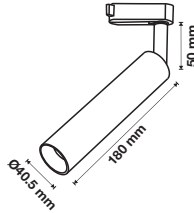
355 - 6500K White

EAN Code

3800157633963

3800157633970

3800157633987



420
Lumens



>90
CRI



>0.5
PF

Voltage/Frequency	LED Type	Beam Angle	Body Type	Dimension	Life span	Box Qty.
AC:220-240V,50HZ	COB	24°	Aluminum	180 X Ø40.5 X 50mm	30000 Hours	40

White Body

7W VT-407

350 - 3000K Warm White

351 - 4200K Day White

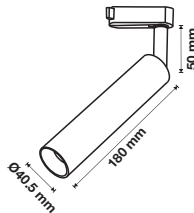
352 - 6500K White

EAN Code

3800157633932

3800157633949

3800157633956



490
Lumens



>90
CRI



>0.5
PF

Voltage/Frequency	LED Type	Beam Angle	Body Type	Dimension	Life span	Box Qty.
AC:220-240V,50HZ	COB	24°	Aluminum	180 X Ø40.5 X 50mm	30000 Hours	40



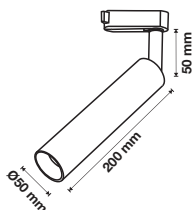
Black Body

15W VT-415

359 - 3000K Warm White
360 - 4200K Day White
361 - 6500K White

EAN Code

3800157634021
3800157634038
3800157634045



1050
Lumens



>90
CRI



>0.5
PF

Voltage/Frequency	LED Type	Beam Angle	Body Type	Dimension	Life span	Box Qty.
AC:220-240V,50HZ	COB	24°	Aluminum	200 X Ø50 X 50mm	30000 Hours	40

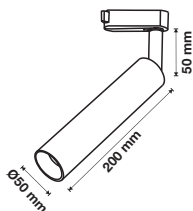
White Body

15W VT-415

356 - 3000K Warm White
357 - 4200K Day White
358 - 6500K White

EAN Code

3800157633994
3800157634007
3800157634014



1200
Lumens



>90
CRI



>0.5
PF

Voltage/Frequency	LED Type	Beam Angle	Body Type	Dimension	Life span	Box Qty.
AC:220-240V,50HZ	COB	24°	Aluminum	200 X Ø50 X 50mm	30000 Hours	40

Black Body

20W VT-420

- 365 - 3000K Warm White
- 366 - 4200K Day White
- 367 - 6500K White

EAN Code
 3800157634083
 3800157634090
 3800157634106



 **1400** Lumens |
  **>90** CRI |
  **>0.9** PF

Voltage/Frequency	LED Type	Beam Angle	Body Type	Dimension	Life span	Box Qty.
AC:220-240V,50HZ	COB	24°	Aluminum	220 X Ø60 X 50mm	30000 Hours	40

White Body

20W VT-420

- 362 - 3000K Warm White
- 363 - 4200K Day White
- 364 - 6500K White

EAN Code
 3800157634052
 3800157634069
 3800157634076



 **1600** Lumens |
  **>90** CRI |
  **>0.9** PF

Voltage/Frequency	LED Type	Beam Angle	Body Type	Dimension	Life span	Box Qty.
AC:220-240V,50HZ	COB	24°	Aluminum	220 X Ø60 X 50mm	30000 Hours	40





V-TAC[®]
INNOVATIVE LED LIGHTING



AESTHETICALLY *FUNCTIONAL*



Out of this World

Highbay lighting is one of the largest and fastest-growing segments of the LED lighting Industry. Its tremendous performance and diverse application makes it a very versatile lighting choice for projects and industrial lighting design.

LIGHTER

more light, more power, less energy



FOR PROFESSIONALS BY PROFESSIONALS

^{*}**5** YEARS
WARRANTY

BUILT TO LAST

*Suitable for 10-12 hours daily, usage of the product for 24 hours a day would void warranty

V-TAC[®]

INNOVATIVE LED LIGHTING

LED Track Lights

Perfect ecological alternative to Old Halogen Lights, Track lights are the extensive range of modern LED Track Lights! Delivering high performance, excellent durability and remarkable light output to serve the general Commercial and Retail market.



- Saves 80% energy
- No Ultraviolet or Infrared Rays
- Totally flexible, Compact & Adjustable design
- No Lead or Mercury content hence environment friendly
- Provides Uniform Radiance & Enhances appeal of any environment.
- Enhances measurable levels of performance as compared to older versions of high wattage halogen & HID light sources in retail & Commercial Lighting applications.

5 V-TAC[®] PRO
YEAR WARRANTY

*Suitable for 10-12 hours daily, usage of the product for 24 hours a day would void warranty



UFO Highbay - MEANWELL Driver

100W VT-9-102

EAN Code

180+ LUMENS PER WATT

SUPER EFFICIENT

566 - 4000K Day White
567 - 6400K White

3800157633048
3800157633055



18000
Lumens



>80
CRI



>0.9
PF

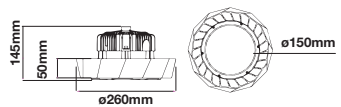


IP65
RATING

Optional

DAYLIGHT SENSOR

SKU - 1369



Voltage/Frequency	LED Type	Beam Angle	Body Type	Dimension	Life span	Box Qty.
AC:100-277V,50/60 Hz	SMD	120°	Aluminum	Ø260 X 145mm	30000 Hours	02

: Cover Options :



Aluminum Reflector
90° SKU-570



Aluminum Reflector
120° SKU-570



PC Transparent Reflector
120° SKU-574

UFO Highbay - MEANWELL Driver

120W VT-9-120

EAN Code

180+ LUMENS PER WATT

SUPER EFFICIENT

568 - 4000K Day White
569 - 6400K White

3800157633321
3800157633338



21600
Lumens



>80
CRI



>0.9
PF

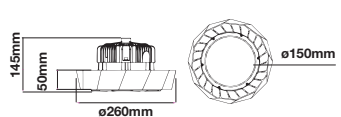


IP65
RATING

Optional

DAYLIGHT SENSOR

SKU - 1369



Voltage/Frequency	LED Type	Beam Angle	Body Type	Dimension	Life span	Box Qty.
AC:100-277V,50/60 Hz	SMD	120°	Aluminum	Ø260 X 145mm	30000 Hours	02

UFO Highbay - MEANWELL Driver

100W VT-9-100

EAN Code

120+ LUMENS
PER WATT
SUPER EFFICIENT

564 - 4000K Day White
565 - 6400K White

3800157632898
3800157632904

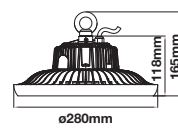
 **12000**
Lumens

 **>80**
CRI

 **>0.9**
PF

 **MEAN WELL**
Super Efficient Power Platform

 **IP65**
RATING



Optional

DAYLIGHT SENSOR
SKU - 1369

1-10V
DIMMABLE

Voltage/Frequency	LED Type	Beam Angle	Body Type	Dimension	Life span	Box Qty.
AC:220-240V,50HZ	SMD	90°	Die cast Aluminum	ø280 X 165mm	30000 Hours	04

UFO Highbay - MEANWELL Driver

150W VT-9-150

EAN Code

120+ LUMENS
PER WATT
SUPER EFFICIENT

560 - 4000K Day White
561 - 6400K White

3800157632850
3800157632867

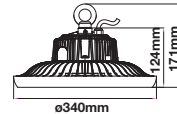
 **18000**
Lumens

 **>80**
CRI

 **>0.9**
PF

 **MEAN WELL**
Super Efficient Power Platform

 **IP65**
RATING



Optional

DAYLIGHT SENSOR
SKU - 1369

1-10V
DIMMABLE

Voltage/Frequency	LED Type	Beam Angle	Body Type	Dimension	Life span	Box Qty.
AC:220-240V,50HZ	SMD	90°	Die cast Aluminum	ø340 X 171mm	30000 Hours	02

UFO Highbay - MEANWELL Driver

100W VT-9-101

EAN Code

120+ LUMENS
PER WATT
SUPER EFFICIENT

562 - 4000K Day White
563 - 6400K White

3800157632874
3800157632881



12000
Lumens

>80
CRI

>0.9
PF

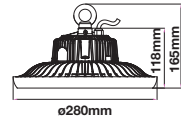


IP65
RATING

Optional

DAYLIGHT SENSOR
SKU - 1369

1-10V
DIMMABLE



Voltage/Frequency	LED Type	Beam Angle	Body Type	Dimension	Life span	Box Qty.
AC:220-240V,50HZ	SMD	120°	Die cast Aluminum	ø280 X 165mm	30000 Hours	04

Auto turns on at sunset
Auto turns off at dawn

UFO Highbay - MEANWELL Driver

150W VT-9-151

EAN Code

120+ LUMENS
PER WATT
SUPER EFFICIENT

558 - 4000K Day White
559 - 6400K White

3800157632836
3800157632843



18000
Lumens

>80
CRI

>0.9
PF

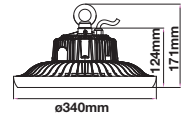


IP65
RATING

Optional

DAYLIGHT SENSOR
SKU - 1369

1-10V
DIMMABLE



Voltage/Frequency	LED Type	Beam Angle	Body Type	Dimension	Life span	Box Qty.
AC:220-240V,50HZ	SMD	120°	Die cast Aluminum	ø340 X 171mm	30000 Hours	02



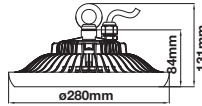
UFO Highbay

100W VT-9-98

556 - 4000K Day White
557 - 6400K White

EAN Code

3800157632799
3800157632805



8000 Lumens |
 >80 CRI |
 >0.9 PF |
 IP44 Rating

Voltage/Frequency	LED Type	Beam Angle	Body Type	Dimension	Life span	Box Qty.
AC:220-240V,50HZ	SMD	90°	Die cast Aluminum	ø280 x 131mm	30000 Hours	04

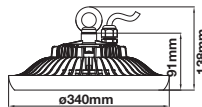
UFO Highbay

150W VT-9-148

552 - 4000K Day White
553 - 6400K White

EAN Code

3800157632775
3800157632782



12000 Lumens |
 >80 CRI |
 >0.9 PF |
 IP44 Rating

Voltage/Frequency	LED Type	Beam Angle	Body Type	Dimension	Life span	Box Qty.
AC:220-240V,50HZ	SMD	90°	Die cast Aluminum	ø340 X 138mm	30000 Hours	02



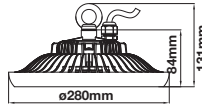
UFO Highbay

100W VT-9-99

554 - 4000K Day White
555 - 6400K White

EAN Code

3800157632799
3800157632805



8000 Lumens |
 >80 CRI |
 >0.9 PF |
 IP44 Rating

Voltage/Frequency	LED Type	Beam Angle	Body Type	Dimension	Life span	Box Qty.
AC:220-240V,50HZ	SMD	120°	Die cast Aluminum	ø280 x 131mm	30000 Hours	04

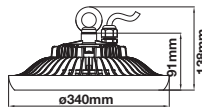
UFO Highbay

150W VT-9-149

550 - 4000K Day White
551 - 6400K White

EAN Code

3800157632836
3800157632843



12000 Lumens |
 >80 CRI |
 >0.9 PF |
 IP44 Rating

Voltage/Frequency	LED Type	Beam Angle	Body Type	Dimension	Life span	Box Qty.
AC:220-240V,50HZ	SMD	120°	Die cast Aluminum	ø340 X 138mm	30000 Hours	02



LED Canopy Light

150W VT-9-155

572 - 4000K Day White

573 - 6400K White

EAN Code

3800157633369

3800157633376

120 + LUMENS
PER WATT
SUPER EFFICIENT



18000
Lumens



>80
CRI



>0.9
PF



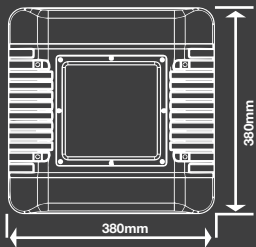
IP65
RATING

Voltage/Frequency	LED Type	Beam Angle	Body Type	Dimension	Life span	Box Qty.
AC:100-277V,50/60 Hz	SMD	110°	Aluminum	380 X 380 X 69.5mm	30000 Hours	02





AESTHETICALLY *FUNCTIONAL*




- Specially designed for gas stations
- Suitable for recessed or surface mounted installation
- Super slim design and nice looking, easier to install
- Instant start, no noise, no flickering.
- Heat and Shock Resistant.
- Reduce maintenance costs up to 90%, almost free of maintenance.
- Suit for both indoor and outdoor use.

The Future is

Bright





For
Professionals
by
Professionals



| CEE/EMC





V-TAC®

PRO

Head Offices

Sofia | London

5 **YEAR**
WARRANTY
PRODUCTS

*Substain for 10-12 hours daily, usage of the product for 24 hours a day would void warranty

Europe Office

1, Iliansko Shanssee Blvd,
Sofia 1220, Bulgaria
www.v-tac.eu

UK Office

Unit No. 9, Armstrong Way,
Western Industrial Park,
Southall, London,
UB24SD, UK.
www.v-tac.co.uk

Middle East Office

Unit# 407/8/9 Jumeirah
Bay Towers,
Plot# X3, JLT,
P.O. Box 45244, Dubai.
www.vtacexports.com

X-ON Electronics

Largest Supplier of Electrical and Electronic Components

Click to view similar products for [LED Backlighting](#) category:

Click to view products by [V-TAC](#) manufacturer:

Other Similar products are found below :

[HBL0218](#) [SSB-COB7540GW](#) [SSB-DL6528SRW](#) [3G3DV130B4294](#) [SSB-CEL8040UWW](#) [4052899961654](#) [49131](#) [0025 INT CLASSIC](#)
[GLACIER WHITE](#) [0025 INT NATURAL BLUE](#) [0100 INT CLASSIC GLACIER WHITE](#) [0100 INT EXTREME ORANGE](#) [0100 INT](#)
[NATURAL BLUE](#) [0200 INT EXTREME BLUE GREEN](#) [30531](#) [30586](#) [30588](#) [30589](#) [30590](#) [30637](#) [4052899149281](#) [4052899326453](#)
[44865WFL](#) [JDR20W38 E14](#) [JDR50W38 GU10](#) [KB-2600ID](#) [KB-2855SGW](#) [4052899913615](#) [L-875/4IDT](#) [L-875/4SRDT](#) [44860WFL](#)
[44870WFL](#) [MR16 60ST 20W](#) [MR16 60ST 50W](#) [64465](#) [64695 ECO](#) [64698 ECO](#) [64701 ECO](#) [64702 ECO](#) [64760](#) [30597](#) [SL2CD](#) [SKU 165](#)
[SKU 167](#) [SKU 193](#) [SKU 194](#) [SKU 203](#) [4052899973428](#) [8718696537015](#) [8718696728352](#) [8718696598375](#)