




LED LIGHTING CATALOG

Q-4 2020



ONE COMPANY,  
ENDLESS SOLUTIONS!

**5** YEAR  
WARRANTY

- LED TUBES
- LED PANELS
- HIGHBAYS
- SMART LIGHTS
- WALL LIGHTS
- MOTION SENSORS
- FLOODLIGHTS
- STREET LIGHTS
- LED TRACK LIGHTS
- LED DOME LIGHTS
- LED BULBS
- LED DOWN LIGHTS
- SMART HOME
- EXIT LIGHTS



**2009**



V-TAC was founded with the vision of providing energy-efficient LED lighting solutions worldwide



**2011**



Began our EU expansion by opening the first V-TAC warehouse and office in Sofia, Bulgaria



**2012**



Manufacturing joint venture with MEKA Lighting



**2013**



Started building our distribution network in the UK from our office in Southall, London.



**2015**



Launched our in-house product testing lab in Sofia, Bulgaria.



**2016**




Achieved \$100M Annual Turnover- Manufacturing Joint Venture with DASHER Lighting for decorative lighting



**2017**



In-brand Partnership with Samsung and launched the V-TAC PRO Series



**2018**



• Partnership with Tuya and launched new Smart Series  
• Unveiled the new V-TAC Showroom in Slough, UK



**2019**



Opened new 2500 meter square showroom in Bulgaria.

We at V-TAC concluded a very successful 2019, fueled by accelerating growth in our newly launched PRO-Series product range. Developed in partnership with Samsung, the unprecedented popularity of the PRO-Series led to the product line's expansion to meet customer requirements. V-TAC's flagship product range, the PRO-Series feature LEDs from Samsung and five-year warranties.



Unwilling to sit back, V-TAC followed up the successful launch of PRO-Series in 2018 with the all-new Evolution Series in 2019. By utilizing the latest in LED technology to offer a superior 160 Lumens per Watt output, V-TAC Evolution Series offer a total fusion of super-bright light, reliability, and energy savings.

The Evolution Series is just one of many product lines that we will be developing in the future as we continue our path to a brighter future.

INTRODUCING THE NEW SERIES



Following are the new series that we plan to develop more in the coming year.



WiFi-supported home lighting system simultaneously controlled through the VTAC app; works with Amazon Alexa & Google Home.



Long-lasting, fast-charging data cables for everyday use. Includes a wide range of cable finish and connectors for different usage types.



WiFi-supported home solutions to convert any device into a smart device, and ultimately convert any home into a smart home. Have a systematic, unified control on all your smart devices through the official V-TAC app, Amazon Alexa, and Google Home.



Power strips with surge protectors and lighted switches, cable reels, adapters, and direct USB ports — all designed to bring convenience and safety to modern electrical needs.



Premium quality battery packs for any device with extensive features such as power capacity, battery indicators, and more to power up the modern lifestyle.



New series of wireless speakers devices with various modes & wireless controls for a dynamic sound experience & maximum portability.

Download Our Retail Catalog:  
<http://tiny.cc/9dgrcz>



**LED Flood Lights - 08**

**LED Flood Lights**

White | Grey | Black



PAGE  
**10**

**LED Flood Lights**

PIR Sensor White | Black



PAGE  
**32**

**LED Flood Lights**

Rechargeable FloodLights

**NEW ADDITION**



PAGE  
**36**

**LED Flood Lights**

Sports Light



PAGE  
**40**

**LED Flood Lights**

Super Pro Series



PAGE  
**42**

**LED Street Lights - 44**

**Street Lights**

Super Pro Series



PAGE  
**46**

**LED Garden Light**

Super Pro Series



PAGE  
**48**

**Street Lights**

140 Lumen/w



PAGE  
**50**

**Street Lights**

120 Lumen/w



PAGE  
**54**

**Street Lights**



PAGE  
**58**

**LED Highbays - 60**

**Reflector Highbays**

High Lumens



PAGE  
**62**

**LED UFO Highbays**

120 Lumen/w



PAGE  
**66**

**LED Linear Lights**

LED Low Bay Lights



PAGE  
**70**

**LED Highbays**

LED Canopy Light



PAGE  
**72**

**LED Panels - 74**

**LED Big Panels**



**NEW ADDITION**



PAGE  
**76**

**LED Mini Panels**

Adjustable Panels



PAGE  
**78**

**LED Mini Panels**

Premium Series Panels



PAGE  
**82**

**LED Mini Panels**

Edge Series



PAGE  
**86**

**LED Tubes - 90**

**LED Tubes**

G13-T8 -Nano Plastic Tube



PAGE  
**92**

**Fixtures with LED**

LED Prismatic Fittings



PAGE  
**98**

**Fixtures with LED**

LED Batten Fitting

**NEW ADDITION**



PAGE  
**102**

**Fixtures with LED**

CCT Changeable

Batten Fitting



PAGE  
**106**

**Fixtures with LED**

LED Waterproof Fittings



PAGE  
**108**

**LED Linear Lights - 116**

**Linear Lights**

Linear Hanging Lights



PAGE  
**118**

**Linear Lights**

Recessed Linear



PAGE  
**130**

**Linear Lights**

Linear Trunking



PAGE  
**134**

**Magnetic Track Lights**

Up-down Lights

**NEW**



PAGE  
**138**

**LED TrackLights**

4 Line TrackLights



PAGE  
**146**

**LED Bulkhead and DownLights - 152**

**2D Bulkhead**

Emergency Battery Backup and Sensor

NEW ADDITION



PAGE  
**154**

**Reflector Downlight**



PAGE  
**168**

**LED Down Lights**

Fire Rated Downlight



PAGE  
**172**

**LED Down Lights**

LED Cabinet & Night Lights



PAGE  
**176**

**LED Solar Lights**

LED Solar Wall and Bollard Lights



NEW ADDITION

PAGE  
**178**

**LED Emergency Lights - 180**

**Exit Light**

Surface & Recessed



PAGE  
**182**

**Exit Light**

Bulkhead



PAGE  
**183**

**LED Strip Lights - 184**

**LED Strip Lights**

CRI >95



PAGE  
**186**

**LED Strip Lights**

Neon Flex Light



PAGE  
**187**

**LED Spot Lights - 188**

**LED Spot Lights**

LED Capsules Lights



PAGE  
**190**

**LED Spot Lights**

LED GU10 Lights



PAGE  
**191**

**LED Spot Lights**

MR16 | GU10



PAGE  
**192**

**LED Filament Bulbs - 194**

**LED Bulbs**

evolution



PAGE  
**196**

**LED Bulbs**

Amber Filament Bulbs



PAGE  
**198**

**LED Filament Bulbs**

Clear Filament Bulbs



PAGE  
**200**

**LED Plastic Bulbs - 203**

**LED Plastic Bulbs**

High Lumen Bulbs



PAGE  
**204**

**LED Plastic Bulbs**

Candle | A58 | A65 | A80



PAGE  
**206**

**LED Plastic Bulbs**

Reflectors & PAR Bulbs



PAGE  
**215**

**LED Plastic Bulbs**

UFO Bulbs



PAGE  
**217**

**LED Plastic Bulbs**

LED Big Bulb



PAGE  
**219**



# LED FLOODLIGHTS

V-TAC's LED Floodlights are manufactured with industry-leading components to deliver an exceptional performance, making them the perfect choice for efficient outdoor lighting. Each unit is designed and made of diecast Aluminium for extreme durability. With the IP65 rating, all the floodlights in this series are also waterproof and dustproof.

This extensive range of floodlights is ready to impress in terms of efficiency brought by the Samsung LED chip. The auto-cutoff function comes with the PIR series which disables the sensor with a switch.

## APPLICATION

Recommended for any outdoor lighting application in residential, commercial, and industrial areas

**V-TAC**<sup>®</sup>  
INNOVATIVE LED LIGHTING






## KEY FEATURES

- 10w to 1000w
- IP65 rating — high-quality components used to ensure waterproof/airtight performance
- Modern and strong diecast Aluminium enclosure with a minimalistic design, for high-end support and design
- Product category includes high-lumen, slimline, PIR series, rechargeable, work floodlight, and sports floodlights
- Select units are inclusive of a 1-metre wire for convenience and easy installation





# LED FLOODLIGHTS

## Evolution Series Floodlight



Only from v-tac — the first and only led flood lights with 160 lumens per watt rating from the super bright series offer superior efficiency and great energy savings.

- Aluminium body
- 100° beam angle
- 30,000-hr lifespan
- CRI: >70
- PF: >0.9
- AC:220-240V,50Hz
- IP65 Rating

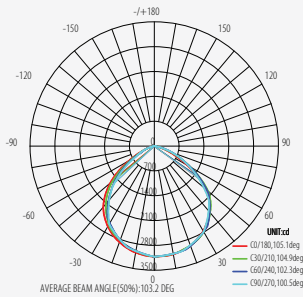




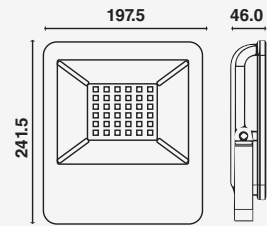
**VT-4961**

SKU: 5918 - 4000K DAY WHITE  
SKU: 5919 - 6400K WHITE

WATTS	LUMENS	BOX QTY.
50w	8000lm	10 pcs



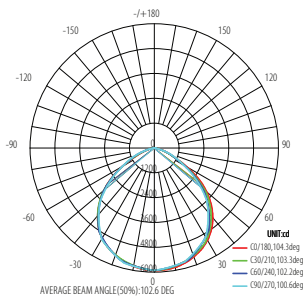
Super BRIGHT  
**160**  
LUMENS/W



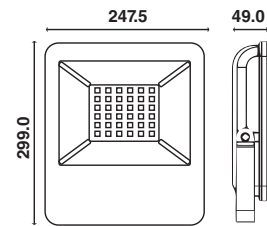
**VT-49161**

SKU: 5920 - 4000K DAY WHITE  
SKU: 5921 - 6400K WHITE

WATTS	LUMENS	BOX QTY.
100w	16000lm	4 pcs



Super BRIGHT  
**160**  
LUMENS/W



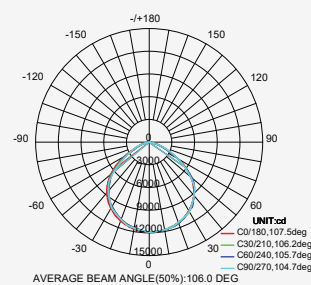
① METER WIRE



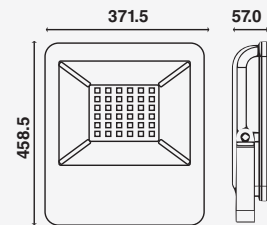
**VT-49261**

SKU: 5922 - 4000K DAY WHITE  
SKU: 5923 - 6400K WHITE

WATTS	LUMENS	BOX QTY.
200w	32000lm	2 pcs



Super BRIGHT  
**160**  
LUMENS/W



① METER WIRE



# LED FLOODLIGHTS

## Slimline-White Body-High Lumen



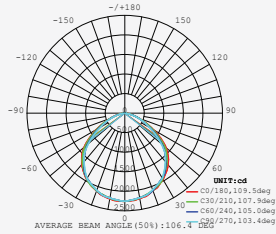
**120**  
lm/W

More bright, energy efficient  
50% better than normal LED

The V-TAC LED High Lumen Floodlight offers energy efficient, high output illumination for intensive lighting applications. This series consumes around 80% less energy than traditional outdoor lighting through pioneering optics and the latest LED technology from Samsung.

- Diecast aluminium body
- 100° beam angle
- 30,000-hr lifespan
- CRI: >80
- PF: >0.9
- AC:220-240V,50Hz
- IP65 Rating

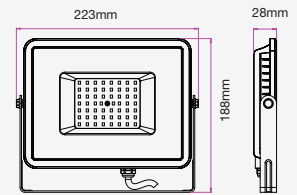
LUMINOUS INTENSITY DISTRIBUTION DIAGRAM



**VT-56-W**

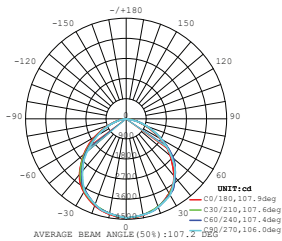
SKU: 762 | 4000K DAY WHITE  
 SKU: 763 | 6400K WHITE

**120**  
 Lumen/W



WATTS	LUMENS	BOX QTY.
50w	6000	8 pcs

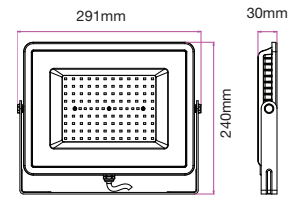
LUMINOUS INTENSITY DISTRIBUTION DIAGRAM



**VT-106-W**

SKU: 768 | 4000K DAY WHITE  
 SKU: 769 | 6400K WHITE

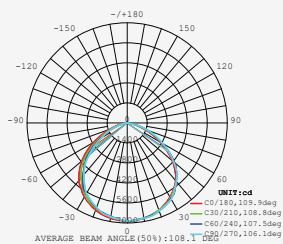
**120**  
 Lumen/W



WATTS	LUMENS	BOX QTY.
100w	12000	4 pcs

① METER WIRE

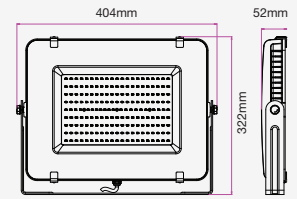
LUMINOUS INTENSITY DISTRIBUTION DIAGRAM



**VT-156-W**

SKU: 774 | 4000K DAY WHITE  
 SKU: 775 | 6400K WHITE

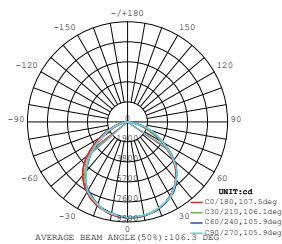
**120**  
 Lumen/W



WATTS	LUMENS	BOX QTY.
150w	18000	2 pcs

① METER WIRE

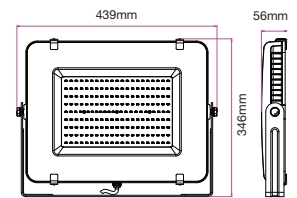
LUMINOUS INTENSITY DISTRIBUTION DIAGRAM



**VT-206-W**

SKU: 787 | 4000K DAY WHITE  
 SKU: 788 | 6400K WHITE

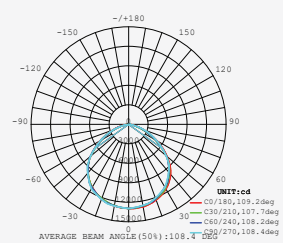
**120**  
 Lumen/W



WATTS	LUMENS	BOX QTY.
200w	24000	2 pcs

① METER WIRE

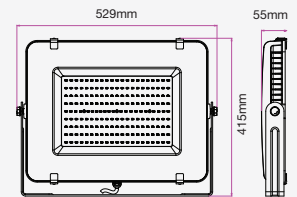
LUMINOUS INTENSITY DISTRIBUTION DIAGRAM



**VT-306-W**

SKU: 793 | 4000K DAY WHITE  
 SKU: 794 | 6400K WHITE

**120**  
 Lumen/W



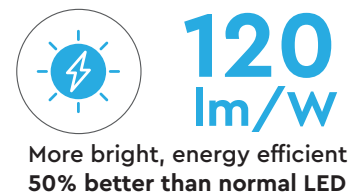
WATTS	LUMENS	BOX QTY.
300w	36000	2 pcs

① METER WIRE



# LED FLOODLIGHTS

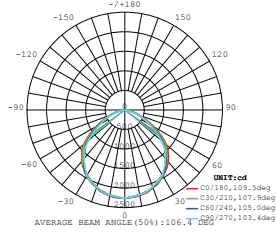
## Slimline-Black Body-High Lumen



The V-TAC LED High Lumen Floodlight offers energy efficient, high output illumination for intensive lighting applications. This series consumes around 80% less energy than traditional outdoor lighting through pioneering optics and the latest LED technology from Samsung.

- Diecast aluminium body
- 100° beam angle
- 30,000-hr lifespan
- CRI: >80
- PF: >0.9
- AC:220-240V,50Hz
- IP65 Rating

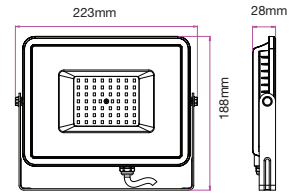
LUMINOUS INTENSITY DISTRIBUTION DIAGRAM



**VT-56-B**

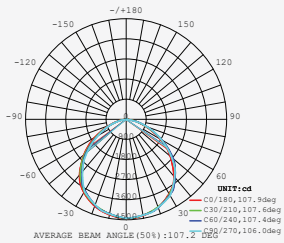
SKU: 760 | 4000K DAY WHITE  
 SKU: 761 | 6400K WHITE

**120**  
 Lumen/W



WATTS	LUMENS	BOX QTY.
50w	6000	8 pcs

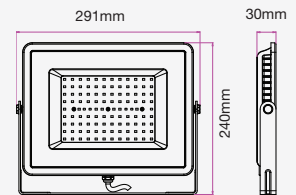
LUMINOUS INTENSITY DISTRIBUTION DIAGRAM



**VT-106-B**

SKU: 766 | 4000K DAY WHITE  
 SKU: 767 | 6400K WHITE

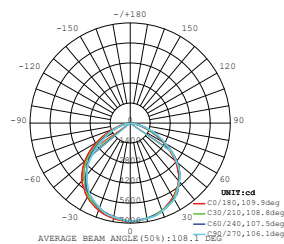
**120**  
 Lumen/W



WATTS	LUMENS	BOX QTY.
100w	12000	4 pcs

① METER WIRE

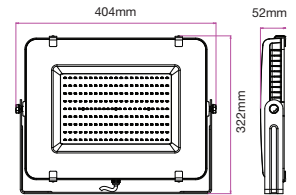
LUMINOUS INTENSITY DISTRIBUTION DIAGRAM



**VT-156-B**

SKU: 772 | 4000K DAY WHITE  
 SKU: 773 | 6400K WHITE

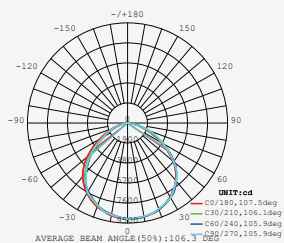
**120**  
 Lumen/W



WATTS	LUMENS	BOX QTY.
150w	18000	2 pcs

① METER WIRE

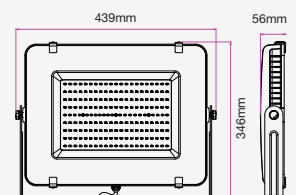
LUMINOUS INTENSITY DISTRIBUTION DIAGRAM



**VT-206-B**

SKU: 778 | 4000K DAY WHITE  
 SKU: 779 | 6400K WHITE

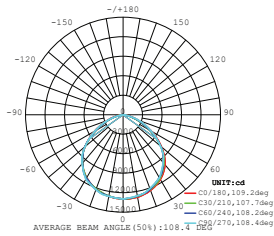
**120**  
 Lumen/W



WATTS	LUMENS	BOX QTY.
200w	24000	2 pcs

① METER WIRE

LUMINOUS INTENSITY DISTRIBUTION DIAGRAM

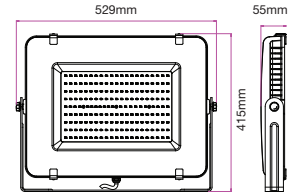


### VT-306-B

SKU: 791 | 4000K DAY WHITE  
 SKU: 792 | 6400K WHITE

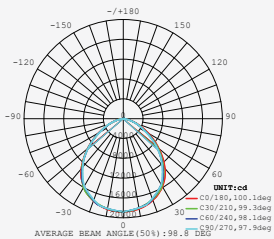
WATTS	LUMENS	BOX QTY.
300w	36000	2 pcs

**120**  
 Lumen/W



① METER WIRE

LUMINOUS INTENSITY DISTRIBUTION DIAGRAM

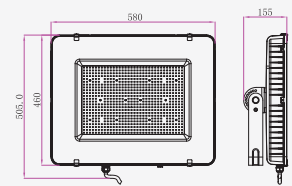


### VT-405

SKU: 964 | 4000K DAY WHITE  
 SKU: 965 | 6400K WHITE

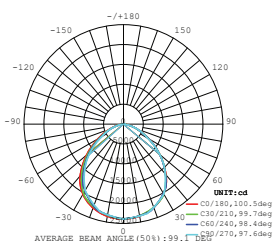
WATTS	LUMENS	BOX QTY.
400w	48000	1 pcs

**120**  
 Lumen/W



① METER WIRE

LUMINOUS INTENSITY DISTRIBUTION DIAGRAM

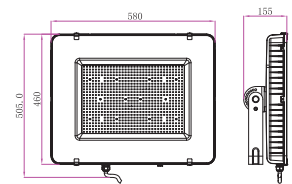


### VT-505

SKU: 966 | 4000K DAY WHITE  
 SKU: 967 | 6400K WHITE

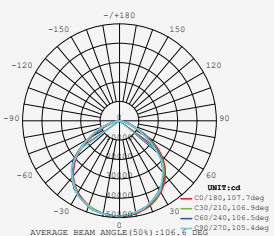
WATTS	LUMENS	BOX QTY.
500w	60000	1 pcs

**120**  
 Lumen/W



① METER WIRE

LUMINOUS INTENSITY DISTRIBUTION DIAGRAM

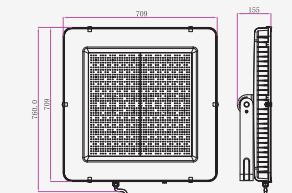


### VT-1055


SKU: 968 | 4000K DAY WHITE  
 SKU: 969 | 6400K WHITE

WATTS	LUMENS	BOX QTY.
1000w	120000	1 pcs

**120**  
 Lumen/W



① METER WIRE



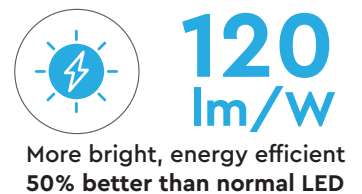
## LED FLOODLIGHTS

[www.v-tac.eu](http://www.v-tac.eu) | [www.vtacexports.com](http://www.vtacexports.com)



# LED FLOODLIGHTS

## Slimline-Grey Body-High Lumen

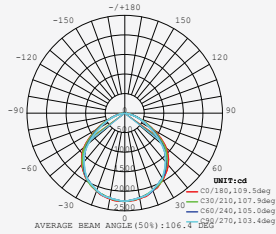


The V-TAC LED High Lumen Floodlight offers energy efficient, high output illumination for intensive lighting applications. This series consumes around 80% less energy than traditional outdoor lighting through pioneering optics and the latest LED technology from Samsung.

- Diecast aluminium body
- 100° beam angle
- 30,000-hr lifespan
- CRI: >80
- CRI: >80
- PF: >0.9
- AC:220-240V,50Hz
- IP65 Rating



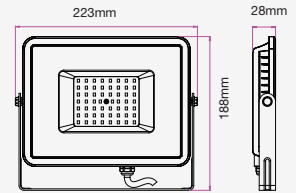
LUMINOUS INTENSITY DISTRIBUTION DIAGRAM



**VT-56-G**

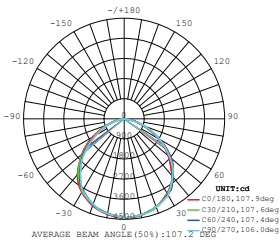
SKU: 764 | 4000K DAY WHITE  
 SKU: 765 | 6400K WHITE

**120**  
 Lumen/W



WATTS	LUMENS	BOX QTY.
50w	6000	8 pcs

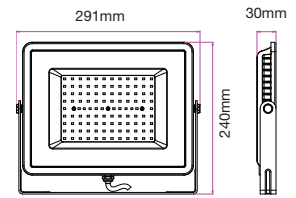
LUMINOUS INTENSITY DISTRIBUTION DIAGRAM



**VT-106-G**

SKU: 770 | 4000K DAY WHITE  
 SKU: 771 | 6400K WHITE

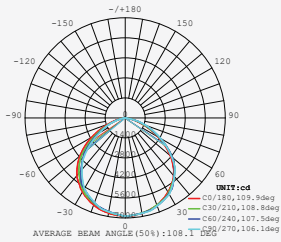
**120**  
 Lumen/W



WATTS	LUMENS	BOX QTY.
100w	12000	4 pcs

① METER WIRE

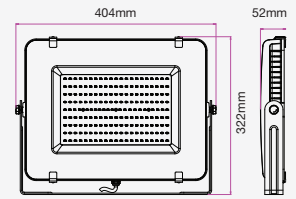
LUMINOUS INTENSITY DISTRIBUTION DIAGRAM



**VT-156-G**

SKU: 776 | 4000K DAY WHITE  
 SKU: 777 | 6400K WHITE

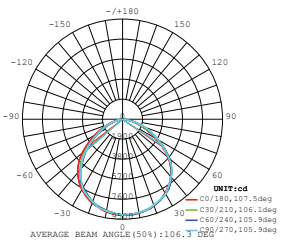
**120**  
 Lumen/W



WATTS	LUMENS	BOX QTY.
150w	18000	2 pcs

① METER WIRE

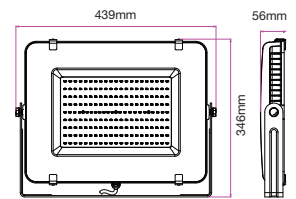
LUMINOUS INTENSITY DISTRIBUTION DIAGRAM



**VT-206-G**

SKU: 789 | 4000K DAY WHITE  
 SKU: 790 | 6400K WHITE

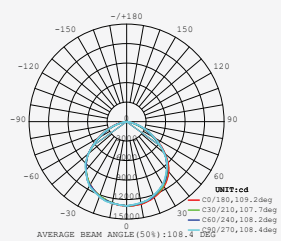
**120**  
 Lumen/W



WATTS	LUMENS	BOX QTY.
200w	24000	2 pcs

① METER WIRE

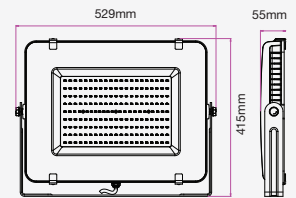
LUMINOUS INTENSITY DISTRIBUTION DIAGRAM



**VT-306-G**

SKU: 795 | 4000K DAY WHITE  
 SKU: 796 | 6400K WHITE

**120**  
 Lumen/W



WATTS	LUMENS	BOX QTY.
300w	36000	2 pcs

① METER WIRE



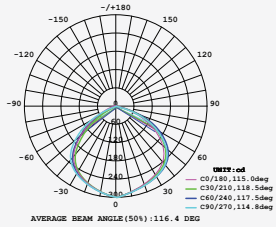
# LED FLOODLIGHTS

## Slimline-White Body

V-TAC's PRO Series LED floodlights are equipped with Samsung LED chips for a well-diffused, high-performance outdoor lighting encased in a diecast IP65 body for durability. Available in 10w to 300 watts, in a clean and ivory white finish. Select models come with a one (1) metre wire.

- **Diecast body**
- **100° beam angle**
- **30,000-hr lifespan**
- **CRI: >80**
- **PF: >0.9**
- **AC:220-240V,50Hz**
- **IP65 Rating**

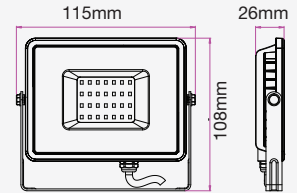
LUMINOUS INTENSITY DISTRIBUTION DIAGRAM



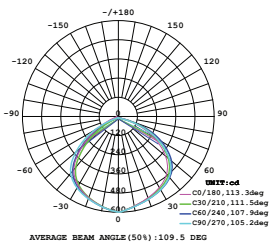
## VT-10-W

SKU: 427 | 3000K WARM WHITE  
 SKU: 428 | 4000K DAY WHITE  
 SKU: 429 | 6400K WHITE

WATTS	LUMENS	BOX QTY.
10w	800	20 pcs



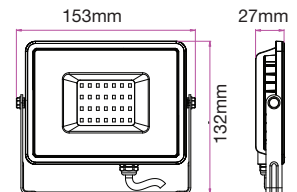
LUMINOUS INTENSITY DISTRIBUTION DIAGRAM



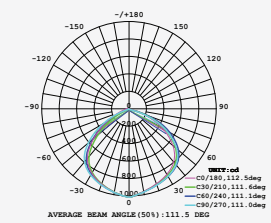
## VT-20-W

SKU: 442 | 3000K WARM WHITE  
 SKU: 443 | 4000K DAY WHITE  
 SKU: 444 | 6400K WHITE

WATTS	LUMENS	BOX QTY.
20w	1600	20 pcs



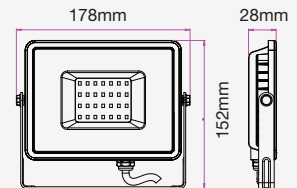
LUMINOUS INTENSITY DISTRIBUTION DIAGRAM



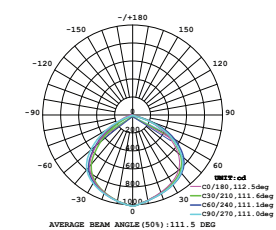
## VT-30-W

SKU: 403 | 3000K WARM WHITE  
 SKU: 404 | 4000K DAY WHITE  
 SKU: 405 | 6400K WHITE

WATTS	LUMENS	BOX QTY.
30w	2400	10 pcs



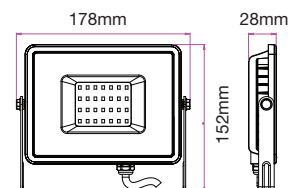
LUMINOUS INTENSITY DISTRIBUTION DIAGRAM



## VT-30-1-W

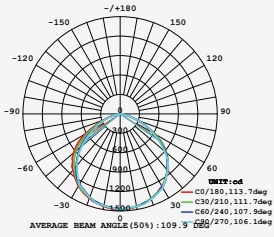
SKU: 950 | 6400K WHITE

WATTS	LUMENS	BOX QTY.
30w	2400	10 pcs



**1 METER WIRE**

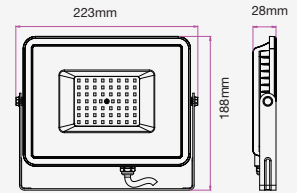
LUMINOUS INTENSITY DISTRIBUTION DIAGRAM



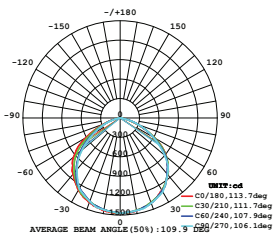
## VT-50-W

SKU: 409 | 3000K WARM WHITE  
 SKU: 410 | 4000K DAY WHITE  
 SKU: 411 | 6400K WHITE

WATTS	LUMENS	BOX QTY.
50w	4000	8 pcs



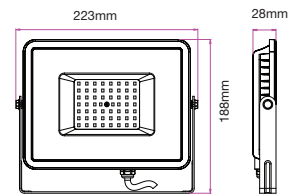
LUMINOUS INTENSITY DISTRIBUTION DIAGRAM



## VT-50-1-W

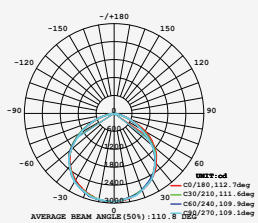
SKU: 952 | 6400K WHITE

WATTS	LUMENS	BOX QTY.
50w	4000	8 pcs



① METER WIRE

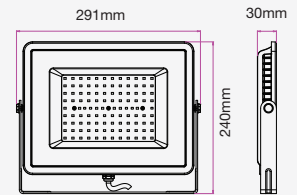
LUMINOUS INTENSITY DISTRIBUTION DIAGRAM



## VT-100-W

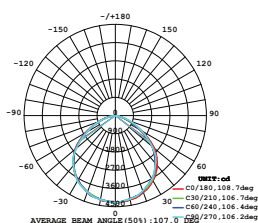
SKU: 415 | 3000K WARM WHITE  
 SKU: 416 | 4000K DAY WHITE  
 SKU: 417 | 6400K WHITE

WATTS	LUMENS	BOX QTY.
100w	8000	4 pcs



① METER WIRE

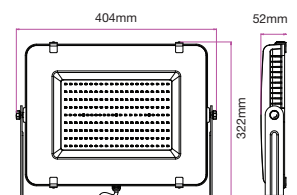
LUMINOUS INTENSITY DISTRIBUTION DIAGRAM



## VT-150-W

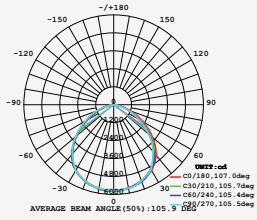
SKU: 478 | 3000K WARM WHITE  
 SKU: 479 | 4000K DAY WHITE  
 SKU: 480 | 6400K WHITE

WATTS	LUMENS	BOX QTY.
150w	12000	2 pcs



① METER WIRE

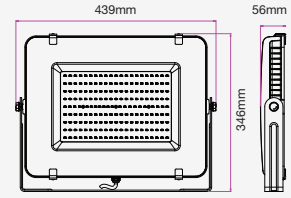
LUMINOUS INTENSITY DISTRIBUTION DIAGRAM



## VT-200-W

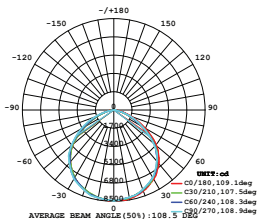
SKU: 420 | 4000K DAY WHITE  
 SKU: 421 | 6400K WHITE

WATTS	LUMENS	BOX QTY.
200w	16000	2 pcs



**1 METER WIRE**

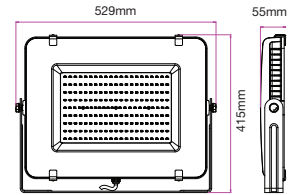
LUMINOUS INTENSITY DISTRIBUTION DIAGRAM



## VT-300-W

SKU: 486 | 4000K DAY WHITE  
 SKU: 487 | 6400K WHITE

WATTS	LUMENS	BOX QTY.
300w	24000	2 pcs



**1 METER WIRE**





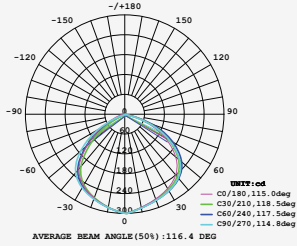
# LED FLOODLIGHTS

## Slimline-Black Body

V-TAC's PRO Series LED floodlights are equipped with Samsung LED chips for a well-diffused, high-performance outdoor lighting encased in a diecast IP65 body for durability. Available in 10w to 300 watts, in a classic, jet black finish. Select models come with a one (1) metre wire.

- **Diecast body**
- **100° beam angle**
- **30,000-hr lifespan**
- **CRI: >80**
- **PF: >0.9**
- **AC:220-240V,50Hz**
- **IP65 Rating**

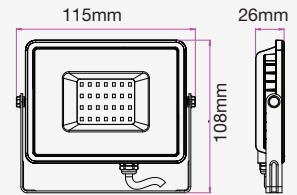
LUMINOUS INTENSITY DISTRIBUTION DIAGRAM



## VT-10-1-B

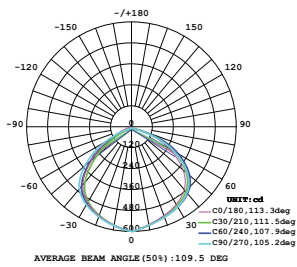
SKU: 947 | 6400K WHITE

WATTS	LUMENS	BOX QTY.
10w	800	20 pcs



① METER WIRE

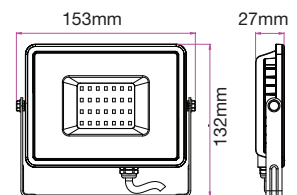
LUMINOUS INTENSITY DISTRIBUTION DIAGRAM



## VT-20-1-B

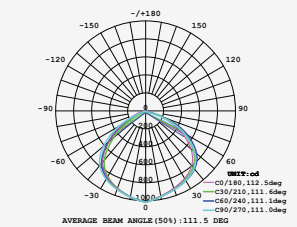
SKU: 20012 | 4000K DAY WHITE  
 SKU: 948 | 6400K WHITE

WATTS	LUMENS	BOX QTY.
20w	1600	20 pcs



① METER WIRE

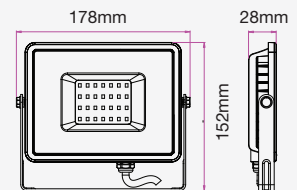
LUMINOUS INTENSITY DISTRIBUTION DIAGRAM



## VT-30-1-B

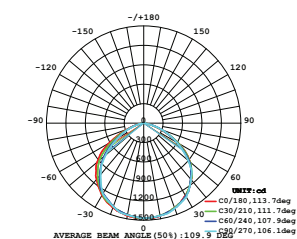
SKU: 20013 | 4000K DAY WHITE  
 SKU: 949 | 6400K WHITE

WATTS	LUMENS	BOX QTY.
30w	2400	10 pcs



① METER WIRE

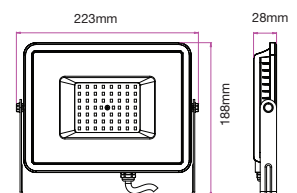
LUMINOUS INTENSITY DISTRIBUTION DIAGRAM



## VT-50-1-B

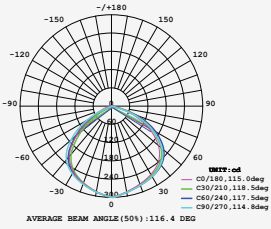
SKU: 20014 | 4000K DAY WHITE  
 SKU: 951 | 6400K WHITE

WATTS	LUMENS	BOX QTY.
50w	4000	8 pcs



① METER WIRE

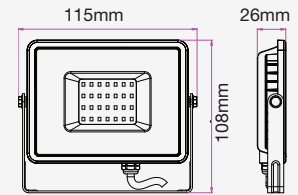
LUMINOUS INTENSITY DISTRIBUTION DIAGRAM



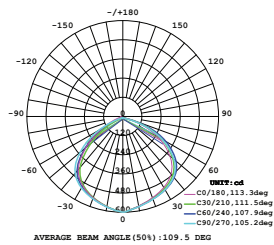
## VT-10-B

- SKU: 424 | 3000K WARM WHITE
- SKU: 425 | 4000K DAY WHITE
- SKU: 426 | 6400K WHITE

WATTS	LUMENS	BOX QTY.
10w	800	20 pcs



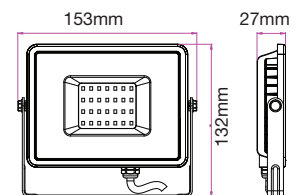
LUMINOUS INTENSITY DISTRIBUTION DIAGRAM



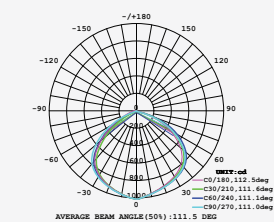
## VT-20-B

- SKU: 439 | 3000K WARM WHITE
- SKU: 440 | 4000K DAY WHITE
- SKU: 441 | 6400K WHITE

WATTS	LUMENS	BOX QTY.
20w	1600	20 pcs



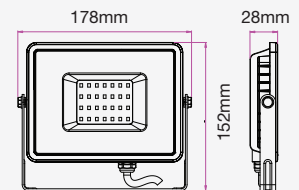
LUMINOUS INTENSITY DISTRIBUTION DIAGRAM



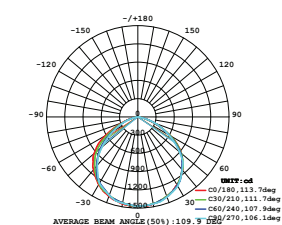
## VT-30-B

- SKU: 400 | 3000K WARM WHITE
- SKU: 401 | 4000K DAY WHITE
- SKU: 402 | 6400K WHITE

WATTS	LUMENS	BOX QTY.
30w	2400	10 pcs



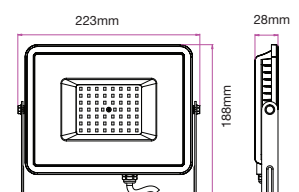
LUMINOUS INTENSITY DISTRIBUTION DIAGRAM



## VT-50-B

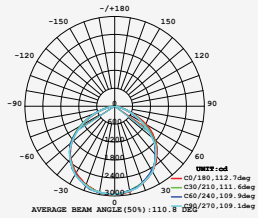
- SKU: 406 | 3000K WARM WHITE
- SKU: 407 | 4000K DAY WHITE
- SKU: 408 | 6400K WHITE

WATTS	LUMENS	BOX QTY.
50w	4000	8 pcs





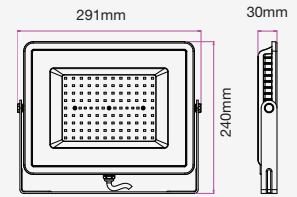
LUMINOUS INTENSITY DISTRIBUTION DIAGRAM



## VT-100-B

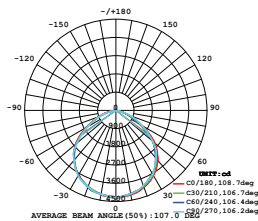
- SKU: 412 | 3000K WARM WHITE
- SKU: 413 | 4000K DAY WHITE
- SKU: 414 | 6400K WHITE

WATTS	LUMENS	BOX QTY.
100w	8000	4 pcs



① METER WIRE

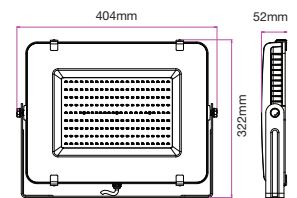
LUMINOUS INTENSITY DISTRIBUTION DIAGRAM



## VT-150-B

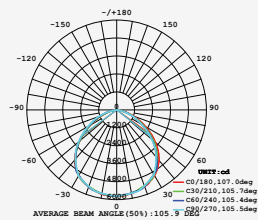
- SKU: 475 | 3000K WARM WHITE
- SKU: 476 | 4000K DAY WHITE
- SKU: 477 | 6400K WHITE

WATTS	LUMENS	BOX QTY.
150w	12000	2 pcs



① METER WIRE

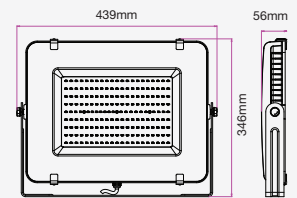
LUMINOUS INTENSITY DISTRIBUTION DIAGRAM



## VT-200-B

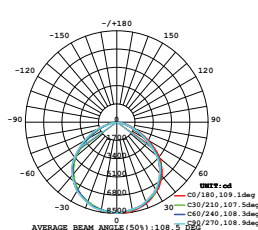
- SKU: 418 | 4000K DAY WHITE
- SKU: 419 | 6400K WHITE

WATTS	LUMENS	BOX QTY.
200w	16000	2 pcs



① METER WIRE

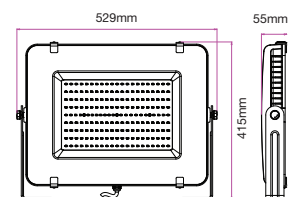
LUMINOUS INTENSITY DISTRIBUTION DIAGRAM



## VT-300-B

- SKU: 422 | 4000K DAY WHITE
- SKU: 423 | 6400K WHITE

WATTS	LUMENS	BOX QTY.
300w	24000	2 pcs



① METER WIRE



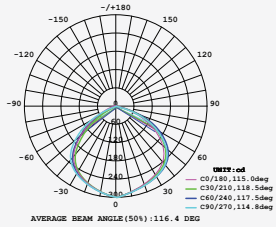
# LED FLOODLIGHTS

## Slimline-Grey Body

V-TAC's PRO Series LED floodlights are equipped with Samsung LED chips for a well-diffused, high-performance outdoor lighting encased in a diecast IP65 body for durability. Available in 10w to 300 watts, in a modern, neutral grey finish. Select models come with a one (1) metre wire.

- **Diecast body**
- **100° beam angle**
- **30,000-hr lifespan**
- **CRI: >80**
- **PF: >0.9**
- **AC:220-240V,50Hz**
- **IP65 Rating**

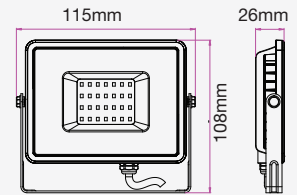
LUMINOUS INTENSITY DISTRIBUTION DIAGRAM



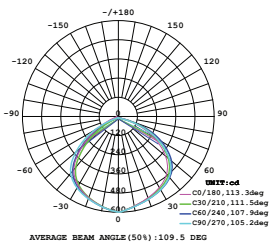
### VT-10-G

- SKU: 430 | 3000K WARM WHITE
- SKU: 431 | 4000K DAY WHITE
- SKU: 432 | 6400K WHITE

WATTS	LUMENS	BOX QTY.
10w	800	20 pcs



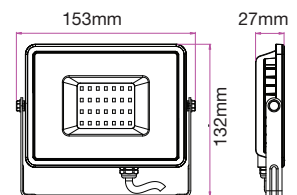
LUMINOUS INTENSITY DISTRIBUTION DIAGRAM



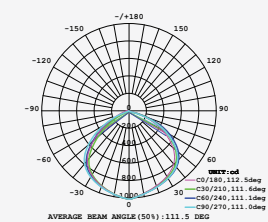
### VT-20-G

- SKU: 445 | 3000K WARM WHITE
- SKU: 446 | 4000K DAY WHITE
- SKU: 447 | 6400K WHITE

WATTS	LUMENS	BOX QTY.
20w	1600	20 pcs



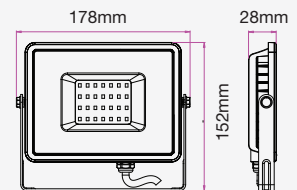
LUMINOUS INTENSITY DISTRIBUTION DIAGRAM



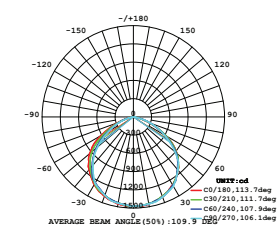
### VT-30-G

- SKU: 454 | 3000K WARM WHITE
- SKU: 455 | 4000K DAY WHITE
- SKU: 456 | 6400K WHITE

WATTS	LUMENS	BOX QTY.
30w	2400	10 pcs



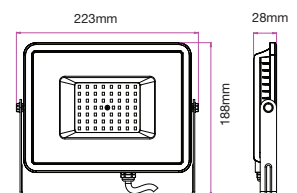
LUMINOUS INTENSITY DISTRIBUTION DIAGRAM



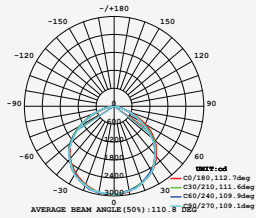
### VT-50-G

- SKU: 463 | 3000K WARM WHITE
- SKU: 464 | 4000K DAY WHITE
- SKU: 465 | 6400K WHITE

WATTS	LUMENS	BOX QTY.
50w	4000	8 pcs



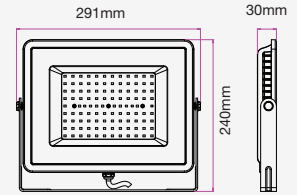
LUMINOUS INTENSITY DISTRIBUTION DIAGRAM



### VT-100-G

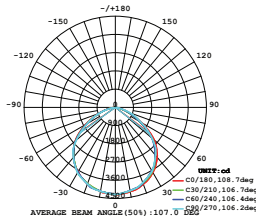
- SKU: 472 | 3000K WARM WHITE
- SKU: 473 | 4000K DAY WHITE
- SKU: 474 | 6400K WHITE

WATTS	LUMENS	BOX QTY.
100w	8000	4 pcs



① METER WIRE

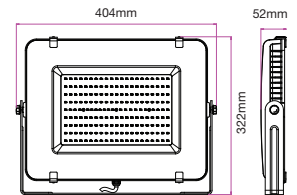
LUMINOUS INTENSITY DISTRIBUTION DIAGRAM



### VT-150-G

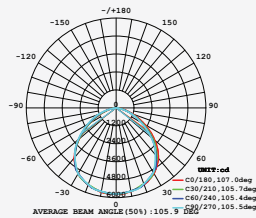
- SKU: 481 | 3000K WARM WHITE
- SKU: 482 | 4000K DAY WHITE
- SKU: 483 | 6400K WHITE

WATTS	LUMENS	BOX QTY.
150w	12000	2 pcs



① METER WIRE

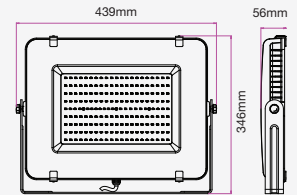
LUMINOUS INTENSITY DISTRIBUTION DIAGRAM



### VT-200-G

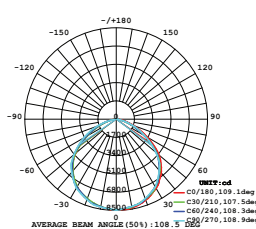
- SKU: 484 | 4000K DAY WHITE
- SKU: 485 | 6400K WHITE

WATTS	LUMENS	BOX QTY.
200w	16000	2 pcs



① METER WIRE

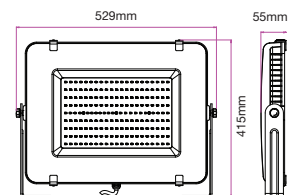
LUMINOUS INTENSITY DISTRIBUTION DIAGRAM



### VT-300-G

- SKU: 488 | 4000K DAY WHITE
- SKU: 489 | 6400K WHITE

WATTS	LUMENS	BOX QTY.
300w	24000	2 pcs



① METER WIRE



## LED FLOODLIGHTS

[www.v-tac.eu](http://www.v-tac.eu) | [www.vtacexports.com](http://www.vtacexports.com)



**IP65**  
RATING



**5** YEAR  
WARRANTY\*

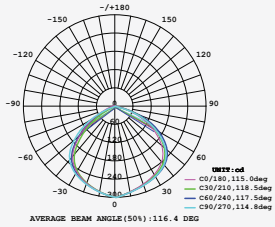
# LED FLOODLIGHTS

## PIR Sensor White Body

Incorporating security functionalities, V-TAC offers a new range of LED floodlights equipped with PIR sensors and Samsung LED for an even better, high-end performance. Can be used as a regular floodlight through the Auto Cut-off function(manual override). Widely used for security lighting in residential, commercial, or industrial areas.

- **SMD Samsung LED**
- **30,000-hr lifespan**
- **100° Beam Angle**
- **AC:220-240V,50Hz**
- **CRI: >70**
- **PF>0.7 for 10,20w; 0.9 for 30,50w**
- **On/Off cycle: >15000**
- **Instant start in <1sec**
- **Die casting Aluminium Body**
- **Auto-cutoff function: disable sensor with a switch**
- **Detection range:120°**
- **Detection distance:2-8m**
- **Time delay: MINI2+-3sec MAX6+-2min**
- **Installation height: 1.8-2.5m**

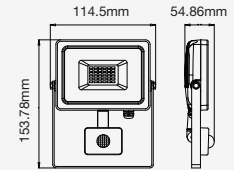
LUMINOUS INTENSITY DISTRIBUTION DIAGRAM



## VT-10-S-W

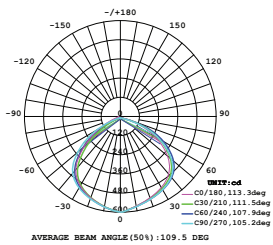
SKU: 433 | 3000K WARM WHITE  
 SKU: 434 | 4000K DAY WHITE  
 SKU: 435 | 6400K WHITE

WATTS	LUMENS	BOX QTY.
10w	800	20 pcs



① METER WIRE

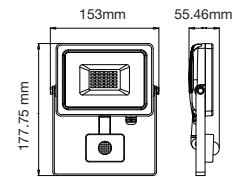
LUMINOUS INTENSITY DISTRIBUTION DIAGRAM



## VT-20-S-W

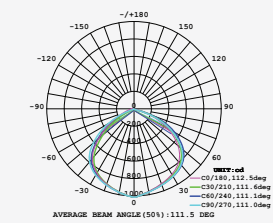
SKU: 448 | 3000K WARM WHITE  
 SKU: 449 | 4000K DAY WHITE  
 SKU: 450 | 6400K WHITE

WATTS	LUMENS	BOX QTY.
20w	1600	20 pcs



① METER WIRE

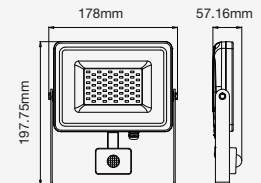
LUMINOUS INTENSITY DISTRIBUTION DIAGRAM



## VT-30-S-W

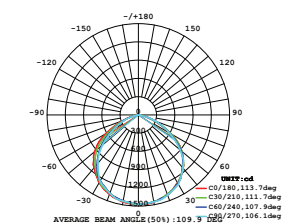
SKU: 457 | 3000K WARM WHITE  
 SKU: 458 | 4000K DAY WHITE  
 SKU: 459 | 6400K WHITE

WATTS	LUMENS	BOX QTY.
30w	2400	20 pcs



① METER WIRE

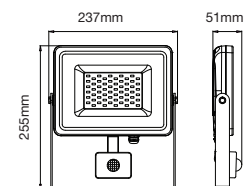
LUMINOUS INTENSITY DISTRIBUTION DIAGRAM



## VT-50-S-W

SKU: 466 | 3000K WARM WHITE  
 SKU: 467 | 4000K DAY WHITE  
 SKU: 468 | 6400K WHITE

WATTS	LUMENS	BOX QTY.
50w	4000	10 pcs



① METER WIRE



**IP65**  
RATING



**5** YEAR  
WARRANTY\*

# LED FLOODLIGHTS

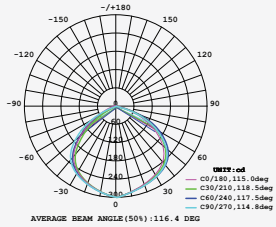
## PIR Sensor Black Body

Incorporating security functionalities, V-TAC offers a new range of LED floodlights equipped with PIR sensors and Samsung LED for an even better, high-end performance. Can be used as a regular floodlight through the Auto Cut-off function(manual override). Widely used for security lighting in residential, commercial, or industrial areas.

- **SMD Samsung LED**
- **30,000-hr lifespan**
- **100° Beam Angle**
- **AC:220-240V,50Hz**
- **CRI: >70**
- **PF>0.7 for 10,20w; 0.9 for 30,50w**
- **On/Off cycle: >15000**
- **Instant start in <1sec**
- **Die casting Aluminium Body**
- **Auto-cutoff function: disable sensor with a switch**
- **Detection range:120°**
- **Detection distance:2-8m**
- **Time delay: MINI2+-3sec MAX6+-2min**
- **Installation height: 1.8-2.5m**



LUMINOUS INTENSITY DISTRIBUTION DIAGRAM

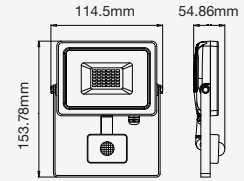


## VT-10-S-B

**NEW**

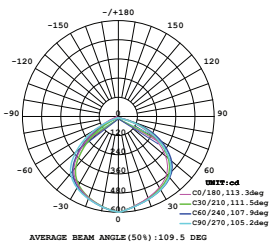
- SKU: 436 | 3000K WARM WHITE
- SKU: 437 | 4000K DAY WHITE
- SKU: 438 | 6400K WHITE

WATTS	LUMENS	BOX QTY.
10w	800	20 pcs



**1 METER WIRE**

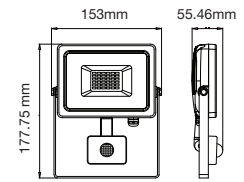
LUMINOUS INTENSITY DISTRIBUTION DIAGRAM



## VT-20-S-B

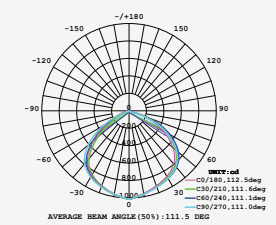
- SKU: 451 | 3000K WARM WHITE
- SKU: 452 | 4000K DAY WHITE
- SKU: 453 | 6400K WHITE

WATTS	LUMENS	BOX QTY.
20w	1600	20 pcs



**1 METER WIRE**

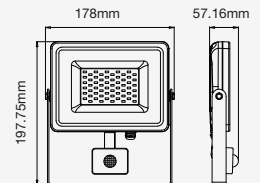
LUMINOUS INTENSITY DISTRIBUTION DIAGRAM



## VT-30-S-B

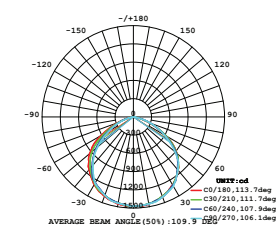
- SKU: 460 | 3000K WARM WHITE
- SKU: 461 | 4000K DAY WHITE
- SKU: 462 | 6400K WHITE

WATTS	LUMENS	BOX QTY.
30w	2400	20 pcs



**1 METER WIRE**

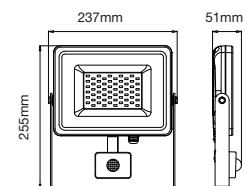
LUMINOUS INTENSITY DISTRIBUTION DIAGRAM



## VT-50-S-B

- SKU: 469 | 3000K WARM WHITE
- SKU: 470 | 4000K DAY WHITE
- SKU: 471 | 6400K WHITE

WATTS	LUMENS	BOX QTY.
50w	4000	10 pcs



**1 METER WIRE**



**MICRO SOCKET**

# RECHARGEABLE FLOODLIGHT

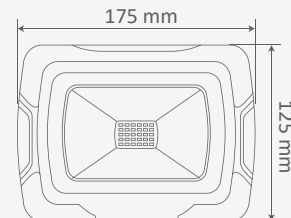
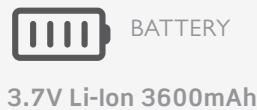
Strong, reliable portable lamp — V-TAC's new compact and rechargeable LED floodlights can easily be recharged through the micro socket & USB port making it perfect for home projects, garages, warehouses, car repair shops, parking lots, camping and more.

- **IP Rating - IP44**
- **AC: 100-240V**
- **On/Off cycle: >15000**
- **CRI>80**
- **Rechargeable**
- **30,000 Hours Life**
- **PF>0.9**
- **Beamangle: 100**

## VT-10-R

SKU: 20038 | 4000K DAY WHITE  
 SKU:503 | 6400K WHITE

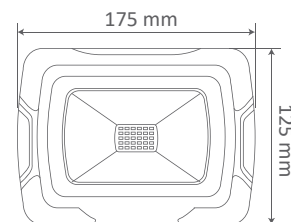
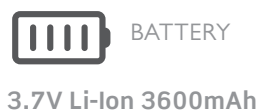
WATTS	LUMENS	BOX QTY.
10w	700	20 pcs



## VT-11-R

SKU: 20037 | 4000K DAY WHITE  
 SKU:502 | 6400K WHITE

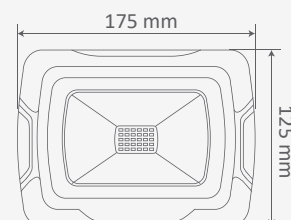
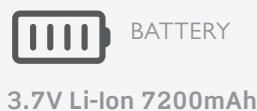
WATTS	LUMENS	BOX QTY.
10w	700	20 pcs



## VT-20-R

SKU: 20039 | 4000K DAY WHITE  
 SKU:504 | 6400K WHITE

WATTS	LUMENS	BOX QTY.
20w	1400	20 pcs





**DUAL VOLTAGE**  
**85V- 265V**



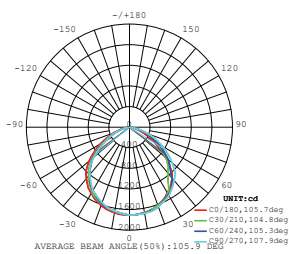
**METER WIRE**

# WORK FLOODLIGHT

Heavy-duty, reliable LED work floodlight — V-TAC's LED Work Light is designed with dual voltage AC:85-265V and comes with 3-metre wire. Built with optional EU/BS plug for direct connection, with adjustable stand and carry handle. Suitable for garages, workshops, basements, car repair shops and more.

- **Input AC:85-265V,50Hz**
- **CRI >80**
- **PF >0.9**
- **30,000 Life Hours**
- **100° Beam Angle**
- **Material Die cast aluminium**
- **3 Meter wire length**
- **IP44**

LUMINOUS INTENSITY DISTRIBUTION DIAGRAM

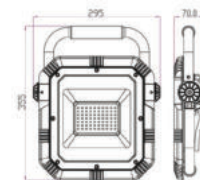


## VT-51

SKU: 945 | 4000K DAY WHITE  
 SKU: 946 | 6400K WHITE

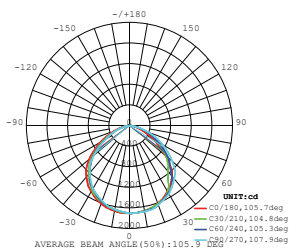


**EU PLUG**



WATTS	LUMENS	BOX QTY.
50w	4000	8 pcs

LUMINOUS INTENSITY DISTRIBUTION DIAGRAM

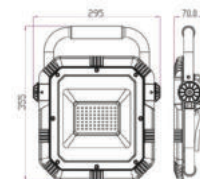


## VT-51-BS

SKU: 20065 | 6400K WHITE



**BS PLUG**



WATTS	LUMENS	BOX QTY.
50W	4000	8 pcs



**WIDE VOLTAGE**  
**100-265V**

**1.5**  
**METER WIRE**

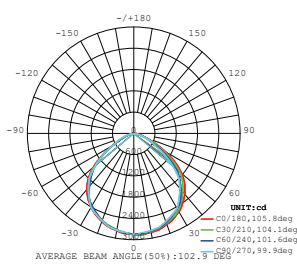
**IP65**  
**RATING**

# YELLOW BODY FLOODLIGHT

- AC:100-265V,50/60Hz
- 100° beam angle
- 30,000-hr lifespan
- CRI >80
- PF >0.9
- IP65 Rating
- Material: Diecast Aluminum
- On/Off cycle: >15000
- BS Plug with 1.5 Meter Wire Length

**5** YEAR  
**WARRANTY\***

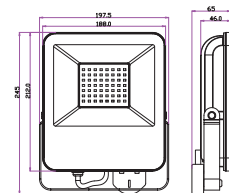
LUMINOUS INTENSITY DISTRIBUTION DIAGRAM



**NEW**

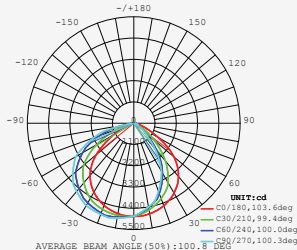
**VT-58**

SKU:20121 | 6400K WHITE



WATTS	LUMENS	BOX QTY.
50W	5000	10 pcs

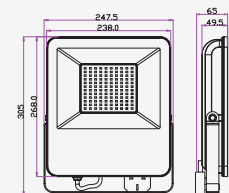
LUMINOUS INTENSITY DISTRIBUTION DIAGRAM



**NEW**

**VT-108**

SKU:20122 | 6400K WHITE



WATTS	LUMENS	BOX QTY.
100W	10000	4 pcs



**METER WIRE**

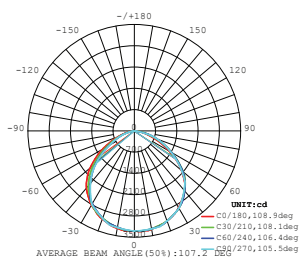
# SLIM FLOODLIGHT - H STAND

Powerful, slim-built floodlight with heavy-duty H stand for high-quality outdoor lighting performance. The floodlight is tiltable/adjustable and comes with a three-metre wire for maximum portability. Perfect for industrial areas – construction sites, repair shops and garages, warehouses, etc.

- Input AC:220-240V,50Hz
- CRI >80
- PF >0.9
- 25,000 Life Hours
- 100° Beam Angle
- Material: Diecast Aluminum
- On/Off cycle: >15000
- H Stand with 3 meter wire (EU Plug)

**5** YEAR  
**WARRANTY\***

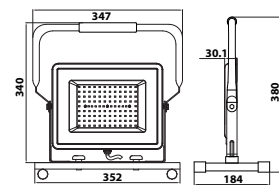
LUMINOUS INTENSITY DISTRIBUTION DIAGRAM




**NEW**

## VT-109

SKU: 20124 | 4000K DAY WHITE  
 SKU: 20125 | 6400K WHITE



WATTS	LUMENS	BOX QTY.
100W	8000	10 pcs



**DIMMABLE**



*Your Reliable Power Partner*

**5** YEAR  
**WARRANTY\***

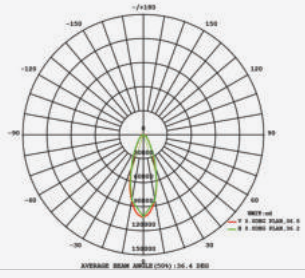
# LED FLOODLIGHTS

## Sports Light

**120**  
Lumen/W

The new LED Sports Light with Samsung LED offers excellent energy efficiency, low maintenance, and an unbreakable, strong design that can eliminate chances of breaking at ball strikes compared to traditional fluorescent and HID options.

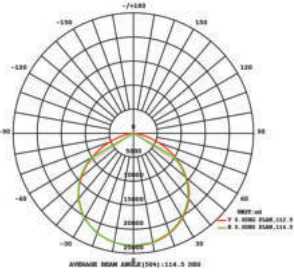
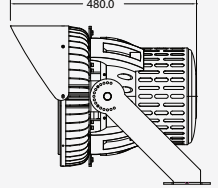
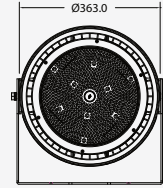
- **Using MEAN WELL driver**
- **No Lead or Mercury content**
- **Life Hours of 30,000 Hours**
- **LED provided by Samsung**
- **Saves 80% energy**
- **IP65 Rating**



**VT-500D**

SKU: 490 | 5000K WHITE

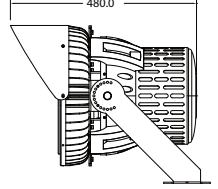
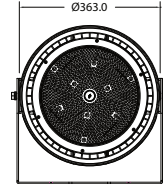
WATTS	LUMENS	BEAM ANGLE	BOX QTY.
500w	67500	45°	1 pcs




**VT-501D**

SKU: 493 | 5000K WHITE

WATTS	LUMENS	BEAM ANGLE	BOX QTY.
500w	67500	110°	1 pcs





# LED FLOODLIGHTS

## LED Super Pro Floodlights



Available in 250W, 500W, and 1000W, our heavy-duty IP66 LED Floodlights are perfect for industrial lighting. Never worry about efficiency — these floodlights are equipped with highly acclaimed LEDs provided by Samsung and Mean Well drivers for energy saving and temperature dissipation excellence.

- AC: 100-277V
- IP66 Rating and strong die cast aluminum body for durability
- 50,000-hr lifespan
- 60° & 120° Beam Angle (Rotatable)
- CRI: >70
- PF: > 0.9



BEAM ANGLE 120°

### VT-253D

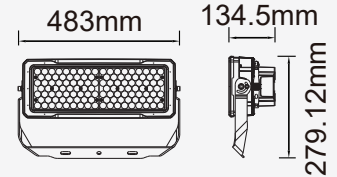
SKU: 494 | 4000K DAY WHITE  
SKU: 500 | 6400K WHITE

WATTS	LUMENS	BOX QTY.	WEIGHT
250w	30000	1 pcs	8KG

BEAM ANGLE 60°

### VT-252D

SKU: 495 | 4000K DAY WHITE  
SKU: 501 | 6400K WHITE



BEAM ANGLE 120°

### VT-503D

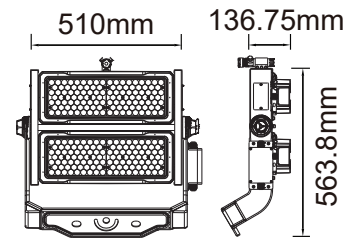
SKU: 496 | 4000K DAY WHITE

WATTS	LUMENS	BOX QTY.	WEIGHT
500w	60000	1 pcs	20.5KG

BEAM ANGLE 60°

### VT-502D

SKU: 497 | 4000K DAY WHITE



BEAM ANGLE 120°

### VT-1003D

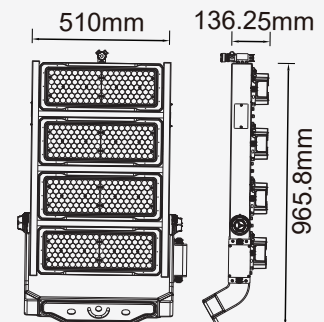
SKU: 498 | 4000K DAY WHITE

WATTS	LUMENS	BOX QTY.	WEIGHT
1000w	120000	1 pcs	30.8KG

BEAM ANGLE 60°

### VT-1002D

SKU: 499 | 4000K DAY WHITE







## LED STREET LIGHTS

Light the path to a brighter future -- V-TAC's LED street lights are equipped with premium-quality LEDs from Samsung and high performance drivers from DALI, Inventronics, and Mean Well to provide uniform brightness and illumination on highways, streets, tunnels, plazas, industrial facilities, car parks, etc. Includes Class I & Class II Type 3 lenses.

### KEY FEATURES

- Modern and efficient replacement for traditional streetlights
- Saves 80% on electricity cost
- Low maintenance; longer lifespan
- Weatherproof body – IP65/66 sealed optical cavities
- Optically optimized glass lenses to prevent eye strains
- Uniformity in light distribution – maximizes efficiency
- Fully operational in extreme weather
- DALI, Inventronics, Mean Well drivers


### APPLICATION

Optimized and engineered for streets, public parks, roads & highways, crossroads, tunnels, car parks, industrial facilities, etc.



**130**  
LUMENS/WATT

**5** YEAR  
WARRANTY\*



# LED STREETLIGHT

## CLASS II, TYPE III-M LENS



The new Class II Type III-M lens from V-TAC offers a wide beam angle of 150x80° — especially designed for road lighting in highways, general parking areas, and other spaces where a wide-area lighting is required. Available in 80w to 200w, with select models available with DALI driver.

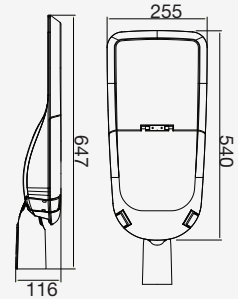
- **CRI: >70**
- **PF: > 0.9**
- **Up to 26000 lumen output available**
- **AC: 175-265V, 50HZ**
- **IP66 Rating and strong & durable diecast Aluminium body**
- **30,000-hr lifespan**
- **150 x 80° Beam Angle**

### VT-80ST

SKU: 541 | 4000K DAY WHITE

WATTS	LUMENS	BOX QTY.
80w	10400	1 pcs

**130**  
Lumen/W

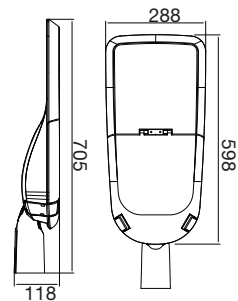


### VT-120ST

SKU: 542 | 4000K DAY WHITE

WATTS	LUMENS	BOX QTY.
120w	15600	1 pcs

**130**  
Lumen/W

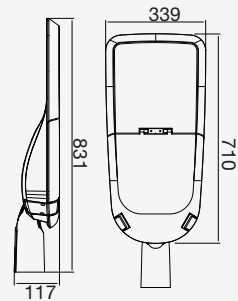


### VT-160ST

SKU: 543 | 4000K DAY WHITE

WATTS	LUMENS	BOX QTY.
160w	20800	1 pcs

**130**  
Lumen/W

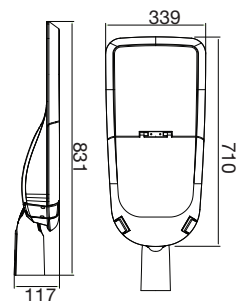


### VT-200ST

SKU: 544 | 4000K DAY WHITE

WATTS	LUMENS	BOX QTY.
200w	26000	1 pcs

**130**  
Lumen/W





**IP65**  
RATING

**130**  
LUMENS/WATT

**5** YEAR  
WARRANTY\*



# LED GARDEN LIGHT

## CLASS II, TYPE III-M LENS



The LED Garden Light series offers our high lumen 50W & 100W upright and suspended lighting for outdoor applications. Equipped with high-quality LEDs from Samsung and drivers from Mean Well, these efficient, energy-saving garden lights are a great alternative to traditional street lighting.

- **Instant start: 0-100% in <1sec**
- **On/off cycle: >20,000 times**
- **CRI: >70**
- **PF: > 0.9**
- **IK08 rating**
- **AC: 176-265V, 50HZ**
- **IP65 Rating and strong & durable diecast Aluminium body**
- **30,000-hr lifespan**
- **Beam Angle: 150x80° | 160x100° (Suspended Light)**

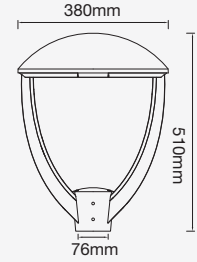
Garden Light

**VT-55-1**

SKU: 782 | 4000K DAY WHITE

WATTS	LUMENS	WEIGHT	BOX QTY.
50w	6500	8.36	1 pcs

**130**  
Lumen/W



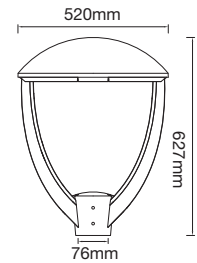
Garden Light

**VT-105**

SKU: 783 | 4000K DAY WHITE

WATTS	LUMENS	WEIGHT	BOX QTY.
100w	13000	13.28	1 pcs

**130**  
Lumen/W



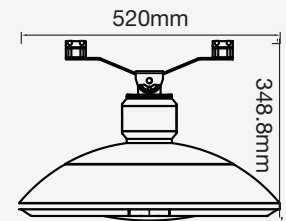
Suspended Light

**VT-115ST**

SKU: 545 | 4000K DAY WHITE

WATTS	LUMENS	WEIGHT	BOX QTY.
100w	13000	11.16	1 pcs

**130**  
Lumen/W



**NEW**



**STREET LIGHT**



**SUSPENDED**



**GARDEN LIGHT**

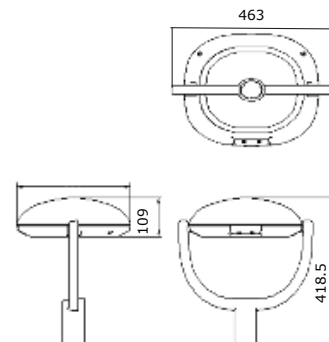
CLASS I, TYPE III-M LENS Garden Light

**VT-895**

SKU: 8679 | 5700K WHITE

WATTS	LUMENS	BOX QTY.
50w	6750	1 pcs

**130**  
Lumen/W





**IP65**  
RATING

**140+**  
LUMENS/WATT

**5** YEAR  
WARRANTY\*

# LED STREETLIGHT

## Class I, Inventronics Driver Streetlight

The LED Streetlight (Class I Type) offers a high-lumen output and highly efficient performance improved through the industry-leading Inventronics driver. Especially designed for road lighting in highways, general parking areas, and other spaces where a wide-area lighting is required. Available in 50w to 150w.

- **CRI: >70**
- **PF: > 0.9**
- **AC: 90-305V,50Hz**
- **IP65 Rating and strong & durable diecast Aluminium body**
- **30,000-hr lifespan**
- **153x70° Beam Angle**





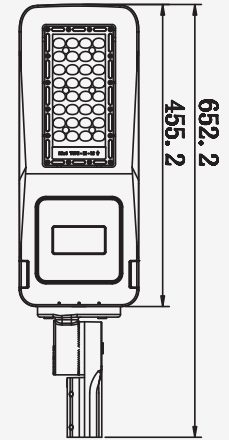
**140**  
 Lumen/W

**VT-53ST**

SKU: 953 | 5700K WHITE

WATTS	LUMENS	BOX QTY.
50w	7000	2 pcs

**INVENTRONICS**  
 DRIVER



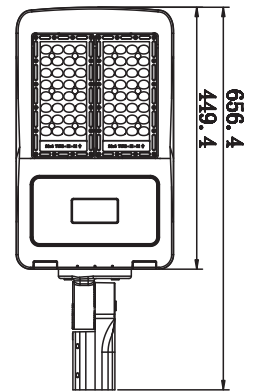
**140**  
 Lumen/W

**VT-103ST**

SKU: 954 | 5700K WHITE

WATTS	LUMENS	BOX QTY.
100w	14000	2 pcs

**INVENTRONICS**  
 DRIVER



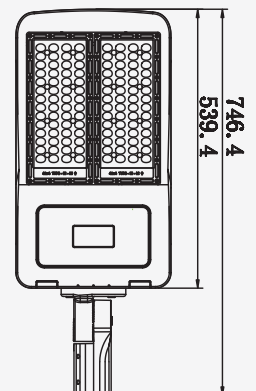
**140**  
 Lumen/W

**VT-153ST**

SKU: 955 | 5700K WHITE

WATTS	LUMENS	BOX QTY.
150w	21000	1 pcs

**INVENTRONICS**  
 DRIVER





**IP65**  
RATING

**140**  
LUMENS/WATT

**5**  
YEAR  
WARRANTY\*

## LED STREETLIGHT

Available in 100W to 200W, V-TAC's innovative range of streetlights introduces the new dimmable series with LEDs provided by Samsung and world-renowned Inventronics driver. These streetlights are recommendable to help streets easily adapt to the varied night lighting need of different areas or regions which can ultimately lead to even bigger savings in energy consumption.

- **CRI: >70**
- **PF: > 0.9**
- **Up to 28000 lumen output available**
- **AC:200-240V**
- **IP65 Rating and strong & durable diecast Aluminium body**
- **30,000-hr lifespan**
- **153x70° Beam Angle**

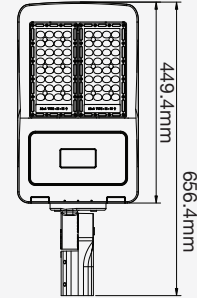
### VT-102ST

SKU: 883 | 4000K DAY WHITE  
SKU: 884 | 5700K WHITE

WATTS	LUMENS	BOX QTY.
100w	14000	1 pcs

### INVENTRONICS DRIVER

**140**  
Lumen/W



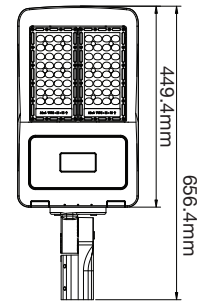
### VT-122ST

SKU: 885 | 4000K DAY WHITE  
SKU: 886 | 5700K WHITE

WATTS	LUMENS	BOX QTY.
120w	16800	1 pcs

### INVENTRONICS DRIVER

**140**  
Lumen/W



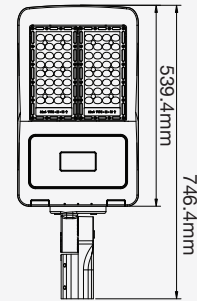
### VT-152ST

SKU: 887 | 4000K DAY WHITE  
SKU: 888 | 5700K WHITE

WATTS	LUMENS	BOX QTY.
150w	21000	1 pcs

### INVENTRONICS DRIVER

**140**  
Lumen/W



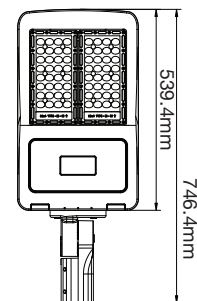
### VT-202ST

SKU: 889 | 4000K DAY WHITE  
SKU: 890 | 5700K WHITE

WATTS	LUMENS	BOX QTY.
200w	28000	1 pcs

### INVENTRONICS DRIVER

**140**  
Lumen/W





120+  
+  
LUMENS/WATT

5 YEAR  
WARRANTY\*

# LED STREETLIGHT

## Slim Streetlight

The Slim Streetlight series from V-TAC offers a sleeker, leaner design without compromising the high lumen output that V-TAC streetlights are known for. Especially designed for road lighting in highways, general parking areas, and other spaces where a wide-area lighting is required. Available in 30w to 150w.

- **30,000 Life Hours**
- **110° Beam Angle**
- **Material aluminium**
- **Input AC:220-240V,50Hz**
- **CRI >70**
- **PF >0.9**

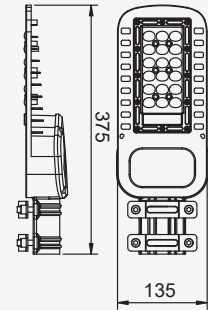


**120**  
 Lumen/W

**VT-34ST**

SKU: 956 | 4000K DAY WHITE  
 SKU: 957 | 6400K WHITE

WATTS	LUMENS	BOX QTY.
30w	3600	4 pcs

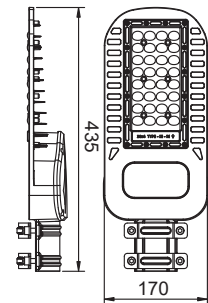


**120**  
 Lumen/W

**VT-54ST**

SKU: 958 | 4000K DAY WHITE  
 SKU: 959 | 6400K WHITE

WATTS	LUMENS	BOX QTY.
50w	6000	4 pcs

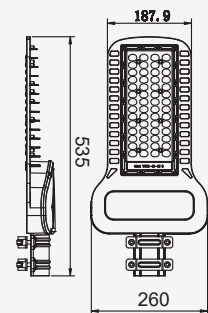


**120**  
 Lumen/W

**VT-104ST**

SKU: 960 | 4000K DAY WHITE  
 SKU: 961 | 6400K WHITE

WATTS	LUMENS	BOX QTY.
100w	12000	2 pcs

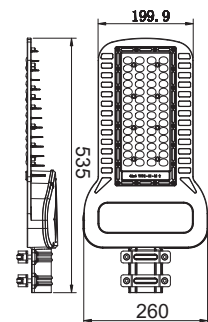


**120**  
 Lumen/W

**VT-154ST**

SKU: 962 | 4000K DAY WHITE  
 SKU: 963 | 6400K WHITE

WATTS	LUMENS	BOX QTY.
150w	18000	2 pcs





120+  
LUMENS/WATT

5 YEAR  
WARRANTY\*

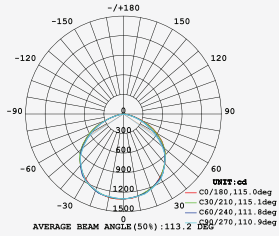
# LED STREETLIGHT

## Streetlight-Grey

Retaining the classic design of the V-TAC streetlight, the grey streetlight series boasts of high-quality LEDs from Samsung with superb energy efficiency. Available in 30W to 150W, and impressive lumen output of up to 18000.

- 110° Beam Angle
- CRI: >70
- PF: > 0.9
- Up to 18000 lumen output available
- AC: 175-265V,50Hz
- IP65 Rating and strong & durable diecast Aluminium body
- 30,000-hr lifespan

LUMINOUS INTENSITY DISTRIBUTION DIAGRAM

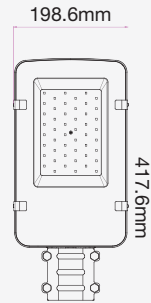


### VT-30ST

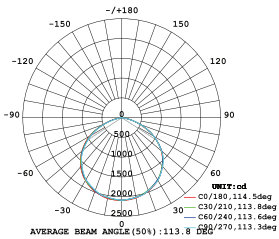
SKU: 525 | 4000K DAY WHITE  
 SKU: 526 | 6400K WHITE

**120**  
 Lumen/W

WATTS	LUMENS	BOX QTY.
30w	3600	4 pcs



LUMINOUS INTENSITY DISTRIBUTION DIAGRAM

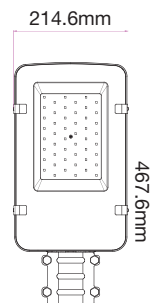


### VT-50ST

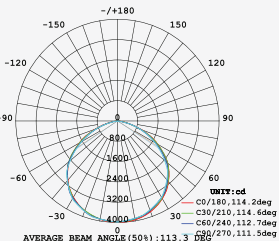
SKU: 527 | 4000K DAY WHITE  
 SKU: 528 | 6400K WHITE

**120**  
 Lumen/W

WATTS	LUMENS	BOX QTY.
50w	6000	4 pcs



LUMINOUS INTENSITY DISTRIBUTION DIAGRAM

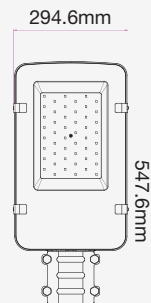


### VT-100ST

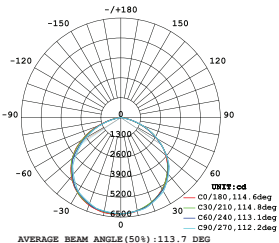
SKU: 529 | 4000K DAY WHITE  
 SKU: 530 | 6400K WHITE

**120**  
 Lumen/W

WATTS	LUMENS	BOX QTY.
100w	12000	2 pcs



LUMINOUS INTENSITY DISTRIBUTION DIAGRAM

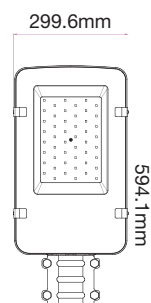



### VT-150ST

SKU: 531 | 4000K DAY WHITE  
 SKU: 532 | 6400K WHITE

**120**  
 Lumen/W

WATTS	LUMENS	BOX QTY.
150w	18000	2 pcs





**IP65**  
RATING

**3** YEAR  
WARRANTY\*

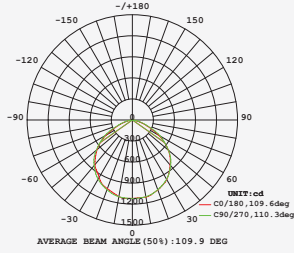
## LED STREETLIGHT

Retaining the classic design of the V-TAC streetlight in Iron Grey finish, this series boasts of high-quality LEDs from Samsung with superb energy efficiency. Available in 30W to 120W, and impressive lumen output of up to 12000

- **CRI: >70**
- **PF: > 0.9**
- **30,000-hr lifespan**
- **AC:200-240V**
- **IP65 Rating and strong & durable diecast Aluminium body**
- **Beam Angle: 110° | 65x135° (with lens)**



LUMINOUS INTENSITY DISTRIBUTION DIAGRAM

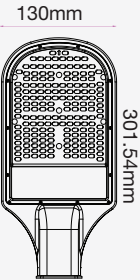


### VT-31ST

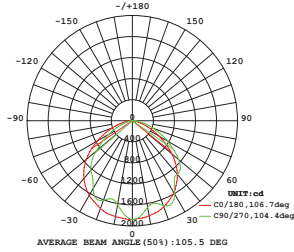
SKU: 537 | 4000K DAY WHITE

SKU: 538 | 6400K WHITE

WATTS	LUMENS	BOX QTY.
30w	3000	4 pcs



LUMINOUS INTENSITY DISTRIBUTION DIAGRAM

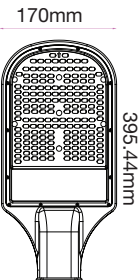


### VT-51ST

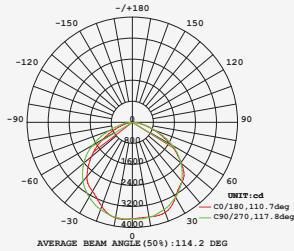
SKU: 539 | 4000K DAY WHITE

SKU: 540 | 6400K WHITE

WATTS	LUMENS	BOX QTY.
50w	5000	4 pcs



LUMINOUS INTENSITY DISTRIBUTION DIAGRAM

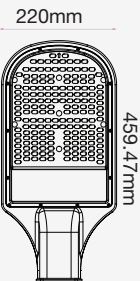


### VT-101ST

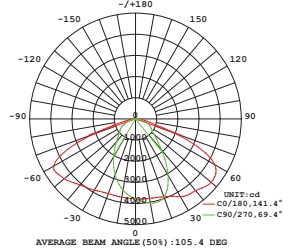
SKU: 535 | 4000K DAY WHITE

SKU: 536 | 6400K WHITE

WATTS	LUMENS	BOX QTY.
100w	10000	2 pcs



LUMINOUS INTENSITY DISTRIBUTION DIAGRAM

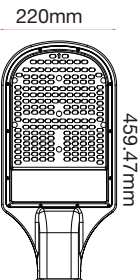


### VT-121ST

SKU: 533 | 4000K DAY WHITE

SKU: 534 | 6400K WHITE

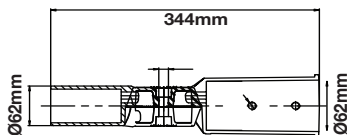
WATTS	LUMENS	BOX QTY.
120w	12000	2 pcs



STREETLIGHT-ADAPTER

### VT-795

SKU: 3624 3800157608152



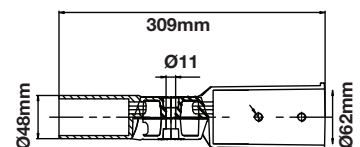
Compatible with 100W, 120W and 150W models, this adapter allows the angle of the streetlight to be adjusted as per client's requirements.



STREETLIGHT-ADAPTER

### VT-795-1

SKU: 3668 3800157625029



Compatible with 30W and 50W models, this adapter allows the angle of the streetlight to be adjusted as per client's requirements.



## LED Highbay

Our world-class highbay range includes models with drivers from Mean Well and Samsung -- both key players in the LED driver market that boasts of exceptional energy-saving features.

With up to a staggering 180++ lumen-per-watt rating and drivers that provide a lifespan of up to 50,000 hours, V-TAC's new generation of LED highbays are the strongest and most efficient LED high bays available in the market today. Available in 100W to 500W.

## APPLICATION

Recommended for lighting in warehouses, factories, gymnasiums, or any large open area with high ceiling





## KEY FEATURES

- Professional upgraded drivers from Mean Well and Samsung
- Strong and durable diecast aluminum body
- IP65 rating
- SMD LED
- Compatible with Daylight Sensors
- Up to 30,000-hr lifespan
- Available reflectors for a customized beam angle: aluminum & PC transparent



120  
LUMENS/WATT

IP65  
RATING

USING  
**SAMSUNG**  
POWER SUPPLY

Optional  
DAYLIGHT SENSOR  
SKU - 1369

1-10V  
DIMMABLE



## REFLECTOR HIGHBAYS

### SAMSUNG Power Supply

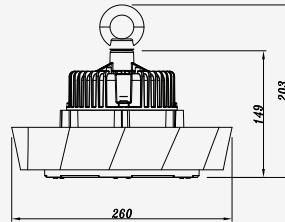
With our latest in-branding program with Samsung, these highbays offer a high-lumen output of up to 180 lm/w and boasts of efficiency in every lumen with Samsung's cutting edge drivers. With strong, IP65-rated diecast aluminum enclosing and unparalleled lighting performance, these LED highbays are sure to take the industrial lighting market by storm.

- 120 lm/w
- 30,000 hrs Lifespan
- AC:220-240V,50Hz
- PF: >0.9
- CRI:>80
- Die cast Aluminum

**5** YEAR  
WARRANTY\*

MODEL	WATTS	LUMENS	BEAM ANGLE	BOX QTY.
VT-9-113	100w	16000	120°	1 pcs

SKU: 20024 | 4000K DAY WHITE  
SKU: 20025 | 6000K WHITE



SuperBRIGHT

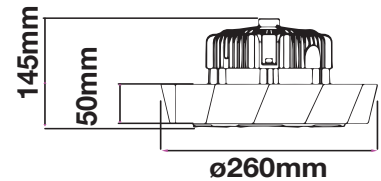
160

LUMENS/W



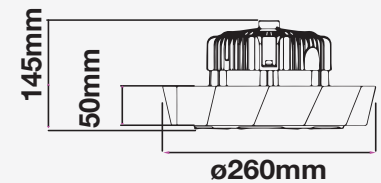
MODEL	WATTS	LUMENS	BEAM ANGLE	BOX QTY.
VT-9-108	100w	18000	120°	1 pcs

SKU: 575 | 4000K DAY WHITE  
SKU: 576 | 6400K WHITE



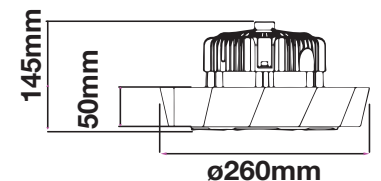
MODEL	WATTS	LUMENS	BEAM ANGLE	BOX QTY.
VT-9-103	100w	12000	120°	1 pcs

SKU: 577 | 4000K DAY WHITE  
SKU: 578 | 6400K WHITE



MODEL	WATTS	LUMENS	BEAM ANGLE	BOX QTY.
VT-9-105	100w	12000	90°	1 pcs

SKU: 583 | 4000K DAY WHITE  
SKU: 584 | 6400K WHITE



### COVER OPTIONS



Aluminum Reflector  
90° SKU-570



Aluminum Reflector  
120° SKU-571



PC Transparent Reflector  
120° SKU-574



PC Dustproof Cover  
SKU-586

V-TAC PERFORMANCE  
**180**  
LUMENS/WATT

 **IP65**  
RATING

**MW**  
MEAN WELL  
*Your Reliable Power Partner*

**Optional**  
DAYLIGHT SENSOR  
SKU - 1369

  
1-10V  
DIMMABLE



# REFLECTOR HIGHBAYS

## MEAN WELL Driver

Powerful performance with ultra-efficient energy management. With a staggering high-lumen rating of 180 lm/w matched with the highly acclaimed Mean Well driver and IP65 Aluminum body, this range of highbays with LEDs provided by Samsung is the optimal choice for heavy-duty industrial lighting in warehouses, factories, and workshops. Perfectly compatible with daylight sensors, Aluminum and PC reflectors are also available for maximum directional customizability.

- **PF: >0.9**
- **CRI:>80**
- **Die cast Aluminum**
- **SMD LED Type**
- **30,000 hrs Lifespan**
- **AC:220-240V,50Hz**

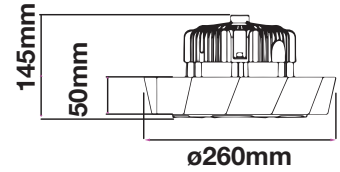
**5** YEAR  
WARRANTY\*

MODEL	WATTS	LUMENS	BEAM ANGLE	BOX QTY.
VT-9-102	100w	18000	120°	2 pcs

SKU: 566 | 4000K DAY WHITE  
 SKU: 567 | 6400K WHITE



**1-10V**  
 DIMMABLE

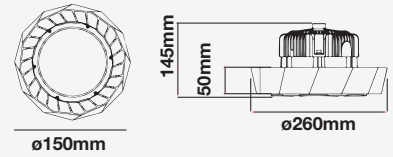


MODEL	WATTS	LUMENS	BEAM ANGLE	BOX QTY.
VT-9-120	120w	21600	120°	2 pcs

SKU: 568 | 4000K DAY WHITE  
 SKU: 569 | 6400K WHITE



**1-10V**  
 DIMMABLE



COVER OPTIONS



Aluminum Reflector  
 90° SKU-570



Aluminum Reflector  
 120° SKU-571



PC Transparent Reflector  
 120° SKU-574




PC Dustproof Cover  
 SKU-586



120  
LUMENS/WATT



Optional  
DAYLIGHT SENSOR  
SKU - 1369



## UFO HIGHBAYS

### MEAN WELL Driver

This advanced LED highbays are ready to impress with its high-lumen ratings and LED chips from Samsung. This range is equipped with drivers from Mean Well — a key player in the LED driver industry for a strong and efficient performance.

- Available in 100 - 500 watts
- 50,000 hrs Lifespan
- On/Off cycle: >25000
- Instant start: 0-100% in <1s
- AC:95-265V,50/60Hz
- Die cast Aluminum
- PF: >0.9
- CRI:>80

**5** YEAR  
WARRANTY\*

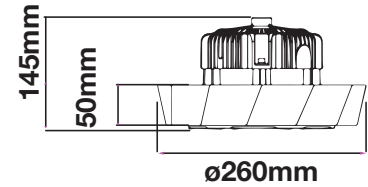


MODEL	WATTS	LUMENS	BEAM ANGLE	BOX QTY.
VT-9-106	100w	12000	120°	1 pcs

SKU: 585 | 4000K DAY WHITE



**DALI**  
 Dimming

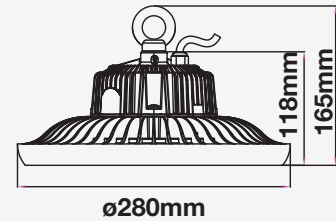


MODEL	WATTS	LUMENS	BEAM ANGLE	BOX QTY.
VT-9-100	100w	12000	90°	4 pcs

SKU: 564 | 4000K DAY WHITE  
 SKU: 565 | 6400K WHITE



**1-10V**  
 DIMMABLE

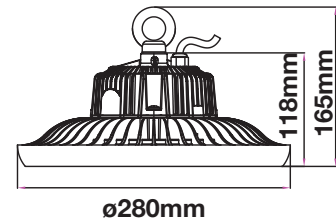


MODEL	WATTS	LUMENS	BEAM ANGLE	BOX QTY.
VT-9-101	100w	12000	120°	4 pcs

SKU: 562 | 4000K DAY WHITE  
 SKU: 563 | 6400K WHITE



**1-10V**  
 DIMMABLE

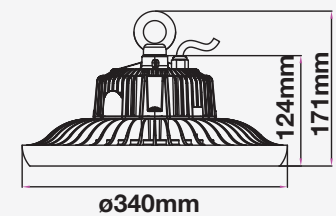


MODEL	WATTS	LUMENS	BEAM ANGLE	BOX QTY.
VT-9-150	150w	18000	90°	2 pcs

SKU: 560 | 4000K DAY WHITE  
 SKU: 561 | 6400K WHITE

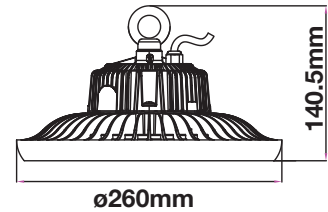


**1-10V**  
 DIMMABLE



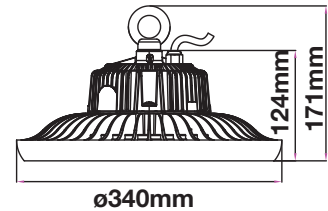
MODEL	WATTS	LUMENS	BEAM ANGLE	BOX QTY.
VT-9-114	100W	12000	120°	1 pcs

SKU: 20063 | 4000K DAY WHITE  
 SKU:20064 | 5000K WHITE



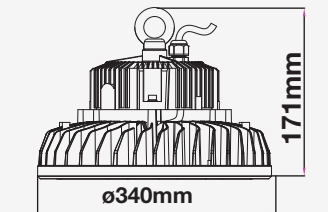
MODEL	WATTS	LUMENS	BEAM ANGLE	BOX QTY.
VT-9-151	150w	18000	120°	2 pcs

SKU: 558 | 4000K DAY WHITE  
 SKU: 559 | 6400K WHITE



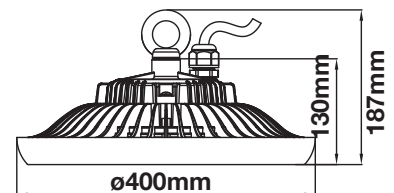
MODEL	WATTS	LUMENS	BEAM ANGLE	BOX QTY.
VT-9-151N	150W	21000	120°	1 pcs

SKU: 55811 | 4000K DAY WHITE  
 SKU: 55911 | 6400K WHITE



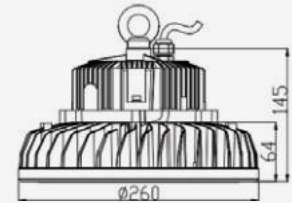
MODEL	WATTS	LUMENS	BEAM ANGLE	BOX QTY.
VT-9-200	200w	24000	120°	1 pcs

SKU: 580 | 4000K DAY WHITE  
 SKU: 581 | 6400K WHITE



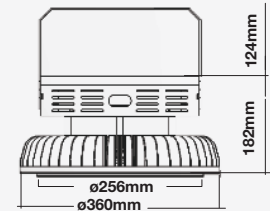
MODEL	WATTS	LUMENS	BEAM ANGLE	BOX QTY.
VT-9-200N	200w	28000	120°	1 pcs

SKU: 58011 | 4000K DAY WHITE  
 SKU: 58111 | 6400K WHITE



MODEL	WATTS	LUMENS	BEAM ANGLE	BOX QTY.
VT-9-500	500w	60000	120°	1 pcs

SKU: 509 | 4000K DAY WHITE



## I 40LM/W High Bay Sensor

SKU: 20123



- Rated Voltage: AC:100/277V, 50/60Hz
- Working Mode: On/Off Function, 1-10V step dimming
- IP Rating: IP65
- Hold Time: 5s/30s/1min/3min/5min/10min/20min/30min
- Stand-by Dim Level: 10%/20%/30%/50%
- Stand-by Period: 0s/10s/1min/3min/5min/10min/30min/+∞
- Detection Area: 25%/50%/75%/100%
- Detection Angle: 360°(ceiling mounting)
- Daylight Sensor: 5lux/15lux/30lux/50lux/100lux/150lux/Disable (Ambient light diffusion)
- Compatible with VT-9-151N and VT-9-200N



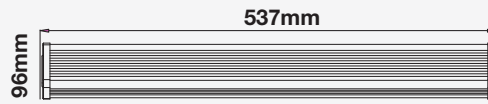
## LED LINEAR LOW BAY

Our series of LED Low Bay fixtures allow parallel lighting on supermarket aisles, workshops, warehouses, and factories which is proven to be approximately 50% more efficient than a perpendicular lighting layout and also decreases eye strain. This range offers strong and ample light with promising 120 lm/w options and impressive energy-saving features compared to its traditional counterparts. Available in 100w to 200w.

- **AC:220-240v,50HZ**
- **On/off: >20,000 times**
- **IP54 rating**
- **Lifespan - 30,000 hrs**
- **Aluminium body**
- **Heat and Shock Resistant.**
- **Low-maintenance**
- **Upgraded with premium-quality Samsung LEDs**
- **Ideal for workshops, supermarkets, warehouses, etc.**
- **High-lumen (120 lm/w) options available**

MODEL	WATTS	LUMENS	BEAM ANGLE	PF	CRI	LED	BODY	BOX QTY.
VT-9-112	100w	12000	120°	>0.9	>80	SMD	Aluminum	6 pcs

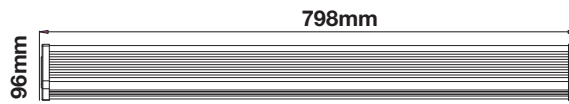
SKU: 891 | 4000K DAY WHITE  
 SKU: 892 | 6000K WHITE



**120**  
 Lumen/W

MODEL	WATTS	LUMENS	BEAM ANGLE	PF	CRI	LED	BODY	BOX QTY.
VT-9-152	150w	18000	120°	>0.9	>80	SMD	Aluminum	6 pcs


SKU: 893 | 4000K DAY WHITE  
 SKU: 894 | 6000K WHITE



**120**  
 Lumen/W

MODEL	WATTS	LUMENS	BEAM ANGLE	PF	CRI	LED	BODY	BOX QTY.
VT-9-202	200w	24000	120°	>0.9	>80	SMD	Aluminum	6 pcs

SKU: 895 | 4000K DAY WHITE  
 SKU: 896 | 6000K WHITE



**120**  
 Lumen/W



## LED CANOPY LIGHTING

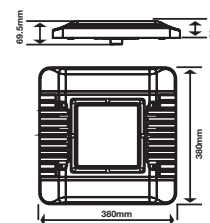
A specialized addition to V-TAC's current roster of innovative LED lighting solutions, the LED canopy light with Samsung LED is precisely designed for petrol stations. It has a slim design that is suitable for recessed or surface-mounted installation. This canopy is aluminum-made, having a tough exterior made to withstand extreme temperature or UV conditions.

- **Specially designed for gas stations**
- **Suitable for recessed or surface mounted installation**
- **Super slim design and nice looking, easier to install**
- **Instant start, no noise, no fl ickering.**
- **Heat and Shock Resistant.**
- **Reduce maintenance costs up to 90%, almost free of maintenance.**
- **Suit for both indoor and outdoor use.**

MODEL	WATTS	LUMENS	BEAM ANGLE	BOX QTY.
VT-9-155	150w	18000	110°	2 pcs

SKU: 572 | 4000K DAY WHITE

SKU: 573 | 6400K WHITE





## LED PANELS


The PRO Series LED panels range are all made with top-quality PMMA diffusers which provides a uniformly distributed light and prevents the panels from turning yellow.

It proves its durability with exteriors composed of an innovative combination of Aluminum+PMMA+PP, and its energy-saving upgrade through the improved driver box and Samsung LED chip. Both frameless and big panels are inclusive of a quick connector for easy installation.

## APPLICATION

Widely used in offices, schools, hospitals, and commercial establishments

**V-TAC**<sup>®</sup>  
INNOVATIVE LED LIGHTING







## KEY FEATURES

- Inclusive of a quick connector
- Flicker-free; stable drivers eliminate flashes
- Better light quality: less false colour plots
- 80% lower power consumption than conventional downlights
- Standard dimensions for big panels available
- Choose from square and round frameless mini panels

**TP(a) POLYCARBONATE**  
MICROPRISMATIC DIFFUSER

**UGR<19**

evolution



### QUICK CONNECTOR

# LED BIG PANELS

## Square Panels-60x60

- Quick Connector
- SMD LED Type
- 30,000 hrs Lifespan
- 120° Beam Angle
- PF:>0.9
- CRI: >80
- Aluminum+ PMMA+PP
- Flicker Free

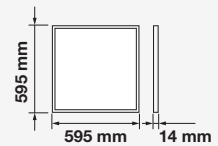
Our 36w and 45w LED panels are made with high quality PMMA diffusers which prevents it from turning yellow over time and makes it emit strong and evenly distributed light. Also available is the TP(a)-rated panel to meet fire safety standards. All our LED panels have quick connectors that will save installation time and costs.

**5** YEAR WARRANTY\*

SKU: 20047 | 4000K DAY WHITE  
SKU: 20048 | 6400K WHITE

MODEL	WATTS	LUMENS	BOX QTY.
VT-629	29w	3480	6 pcs

AC:200-240V, 50/60Hz

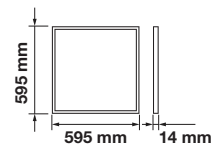


SKU: 750 | 4000K DAY WHITE  
SKU: 751 | 6400K WHITE

**TP(a) POLYCARBONATE**  
MICROPRISMATIC DIFFUSER

MODEL	WATTS	LUMENS	BOX QTY.
VT-636	36w	3600	6 pcs

AC:200-240V, 50/60Hz

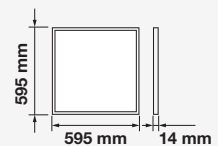


SKU: 632 | 3000K WARM WHITE  
SKU: 633 | 4000K DAY WHITE  
SKU: 634 | 6400K WHITE

**PMMA** Diffuser

MODEL	WATTS	LUMENS	BOX QTY.
VT-645	45w	3600	6 pcs

AC:220-240V,50Hz

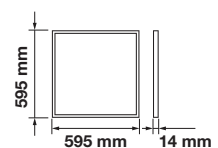


SKU: 20119 | 4000K DAY WHITE

**UGR<19**

MODEL	WATTS	LUMENS	BOX QTY.
VT-649	45W	3600	6 pcs

AC:200-240V, 50/60Hz





evolution

**2.1** IN RECESSED OR SURFACE

SuperBRIGHT  
**160**  
LUMENS/W

## LED BACKLIT PANEL

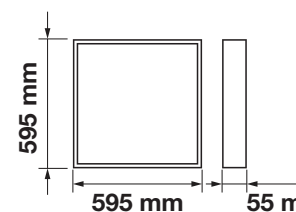
### Evolution Panels Series

This 25w LED panel delivers 4000 lumens through its impressive 160 lm/w rating. With the flexibility to be installed recessed or surface-mounted, it is sure to be one of the best preferred panels in the market.

- SMD LED Type
- 20,000 hrs Lifespan
- 120° Beam Angle
- AC:200-240V,50/60Hz
- CRI: >80
- FE+PS

SKU: 6600 | 3000K WARM WHITE  
SKU: 6601 | 4000K DAY WHITE  
SKU: 6602 | 6400K WHITE

MODEL	WATTS	LUMENS	BOX QTY.
VT-6125	25W	4000	1 pcs



QUICK  
CONNECTOR

**5** YEAR  
WARRANTY\*


## LED BIG PANELS

### Rectangle Panels-120x60

- SMD LED Type
- 20,000 hrs Lifespan
- 120° Beam Angle
- AC:220-240V,50Hz
- CRI: >80
- Aluminum+ PMMA+PP
- Flicker Free

SKU: 748 | 4000K DAY WHITE  
SKU: 749 | 6400K WHITE

MODEL	WATTS	LUMENS	BOX QTY.
VT-646	45w	5400	2 pcs



# LED MINI PANELS

## Round Adjustable Panel

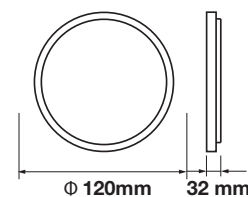
V-TAC's new innovative adjustable mini panels are equipped with adjustable clips for a flexible cutting size of up to 200 mm. Built with the most stable drivers in the market, have low maintenance panels without the flashes and the flickers. These slim & modern panels lights up all the way to the edges, giving a contemporary lighting effect that is ideal for residential, office, or commercial indoor lighting.

- **Adjustable(Cut out) Panel**
- **SMD LED Type**
- **20,000 hrs Lifespan**
- **120° Beam Angle**
- **AC:85-265V,50/60Hz**
- **CRI: >80**
- **Aluminium Body**
- **On/Off Cycle: >15000**

**5 YEAR WARRANTY\***

SKU: 727 | 3000K WARM WHITE  
 SKU: 728 | 4000K DAY WHITE  
 SKU: 729 | 6400K WHITE

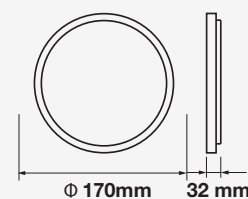
MODEL	WATTS	LUMENS	BOX QTY.
VT-610RD	12w	750	20 pcs



Cutting Size: 75-100mm

SKU: 733 | 3000K WARM WHITE  
 SKU: 734 | 4000K DAY WHITE  
 SKU: 735 | 6400K WHITE

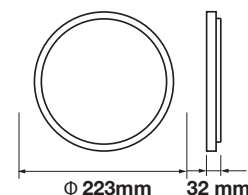
MODEL	WATTS	LUMENS	BOX QTY.
VT-619RD	18w	1350	20 pcs



Cutting Size: 75-100mm

SKU: 739 | 3000K WARM WHITE  
 SKU: 740 | 4000K DAY WHITE  
 SKU: 741 | 6400K WHITE

MODEL	WATTS	LUMENS	BOX QTY.
VT-625RD	24w	1800	20 pcs



Cutting Size: 75-200mm



## LED PANELS

# LED MINI PANELS

## Square Adjustable Panel

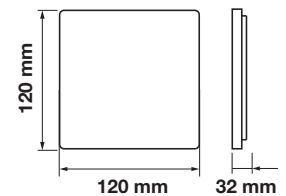
V-TAC's new innovative adjustable mini panels are equipped with adjustable clips for a flexible cutting size of up to 200 mm. Built with the most stable drivers in the market, have low maintenance panels without the flashes and the flickers. These slim & modern panels lights up all the way to the edges, giving a contemporary lighting effect that is ideal for residential, office, or commercial indoor lighting.

- **Adjustable(Cut out) Panel**
- **SMD LED Type**
- **20,000 hrs Lifespan**
- **120° Beam Angle**
- **AC:85-265V,50/60Hz**
- **CRI: >80**
- **Aluminium Body**
- **On/Off Cycle: >15000**

**5 YEAR WARRANTY\***

SKU: 730 | 3000K WARM WHITE  
 SKU: 731 | 4000K DAY WHITE  
 SKU: 732 | 6400K WHITE

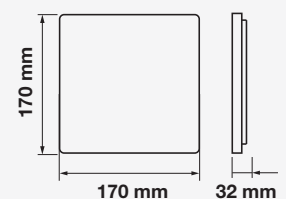
MODEL	WATTS	LUMENS	BOX QTY.
VT-610SQ	12w	750	20 pcs



Cutting Size: 75-100mm

SKU: 736 | 3000K WARM WHITE  
 SKU: 737 | 4000K DAY WHITE  
 SKU: 738 | 6400K WHITE

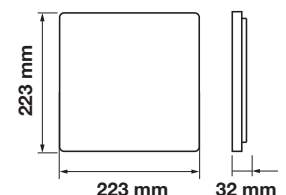
MODEL	WATTS	LUMENS	BOX QTY.
VT-619SQ	18w	1350	20 pcs




Cutting Size: 75-100mm

SKU: 742 | 3000K WARM WHITE  
 SKU: 743 | 4000K DAY WHITE  
 SKU: 744 | 6400K WHITE


MODEL	WATTS	LUMENS	BOX QTY.
VT-625SQ	24w	1800	20 pcs



Cutting Size: 75-200mm



EXPANDABLE CLIPS TO ADJUST



# LED MINI PANELS

## Round Premium Series Panel

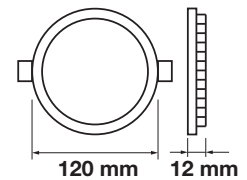
V-TAC's efficient & trendy Premium Series Mini Panels are now upgraded with premium-quality Samsung LED chips for an even better lighting output and performance. Built with the most stable drivers in the market, have low maintenance panels without the flashes and the flickers. These square, slim & modern panels are ideal for residential, office, or commercial indoor lighting.

- **SMD LED Type**
- **30,000 hrs Lifespan**
- **120° Beam Angle**
- **AC:85-265V,50/60Hz**
- **CRI: >80**
- **Aluminium Body**

**5** YEAR WARRANTY\*

SKU: 706 | 3000K WARM WHITE  
 SKU: 707 | 4000K DAY WHITE  
 SKU: 708 | 6400K WHITE

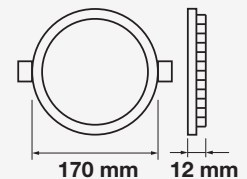
MODEL	WATTS	LUMENS	BOX QTY.
VT-606RD	6w	420	40 pcs



Cutting Size: ø110mm

SKU: 712 | 3000K WARM WHITE  
 SKU: 713 | 4000K DAY WHITE  
 SKU: 714 | 6400K WHITE

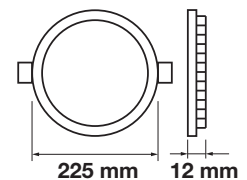
MODEL	WATTS	LUMENS	BOX QTY.
VT-612RD	12w	1000	20 pcs



Cutting Size: ø160mm

SKU: 718 | 3000K WARM WHITE  
 SKU: 719 | 4000K DAY WHITE  
 SKU: 720 | 6400K WHITE

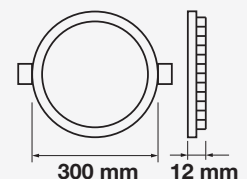
MODEL	WATTS	LUMENS	BOX QTY.
VT-618RD	18w	1500	20 pcs



Cutting Size: ø210mm


SKU: 724 | 3000K WARM WHITE  
 SKU: 725 | 4000K DAY WHITE  
 SKU: 726 | 6400K WHITE

MODEL	WATTS	LUMENS	BOX QTY.
VT-624RD	24w	2000	10 pcs



Cutting Size: ø280mm





## LED PANELS

[www.v-tac.eu](http://www.v-tac.eu) | [www.vtacexports.com](http://www.vtacexports.com)

# LED MINI PANELS

## Square Premium Series Panel

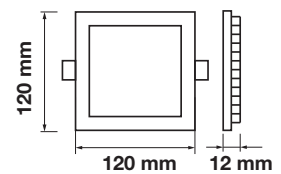
V-TAC's efficient & trendy Premium Series Mini Panels are now upgraded with premium-quality Samsung LED chips for an even better lighting output and performance. Built with the most stable drivers in the market, have low maintenance panels without the flashes and the flickers. These square, slim & modern panels are ideal for residential, office, or commercial indoor lighting.

- **SMD LED Type**
- **30,000 hrs Lifespan**
- **120° Beam Angle**
- **AC:85-265V,50/60Hz**
- **CRI: >80**
- **Aluminium Body**

**5 YEAR WARRANTY\***

SKU: 703 | 3000K WARM WHITE  
 SKU: 704 | 4000K DAY WHITE  
 SKU: 705 | 6400K WHITE

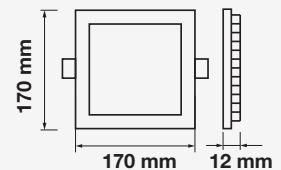
MODEL	WATTS	LUMENS	BOX QTY.
VT-606SQ	6w	420	40 pcs



Cutting Size: 110x110mm

SKU: 709 | 3000K WARM WHITE  
 SKU: 710 | 4000K DAY WHITE  
 SKU: 711 | 6400K WHITE

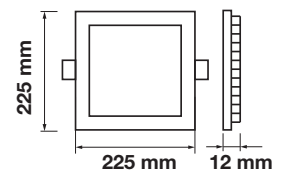
MODEL	WATTS	LUMENS	BOX QTY.
VT-612SQ	12w	1000	20 pcs



Cutting Size: 160x160mm

SKU: 715 | 3000K WARM WHITE  
 SKU: 716 | 4000K DAY WHITE  
 SKU: 717 | 6400K WHITE

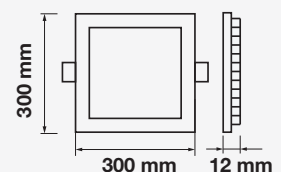
MODEL	WATTS	LUMENS	BOX QTY.
VT-618SQ	18w	1500	20 pcs



Cutting Size: 210x210mm

SKU: 721 | 3000K WARM WHITE  
 SKU: 722 | 4000K DAY WHITE  
 SKU: 723 | 6400K WHITE

MODEL	WATTS	LUMENS	BOX QTY.
VT-624SQ	24w	2000	10 pcs



Cutting Size: 280x280mm



## LED PANELS

[www.v-tac.eu](http://www.v-tac.eu) | [www.vtacexports.com](http://www.vtacexports.com)

# LED MINI PANELS

## Round Edge Series

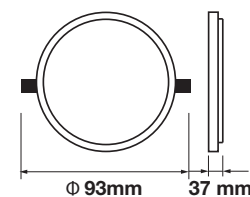
V-TAC's Round Edge Panel has an elegant, classic design that lights up all the way to the edges — giving a contemporary lighting effect that is ideal for residential, office, or commercial indoor areas. The quick connector feature lessens set-up time brought by complicated wirings. Built with the most stable drivers in the market, have low maintenance panels without the flashes and the flickers.

- Quick Connector
- SMD LED Type
- 30,000 hrs Lifespan
- 120° Beam Angle
- AC:220-240V,50Hz
- CRI: >80
- ABS+Plastic Body

**5** YEAR WARRANTY\*

SKU: 628 | 6400K WHITE

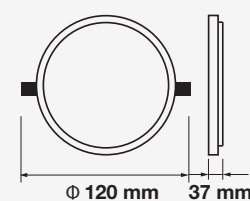
MODEL	WATTS	LUMENS	BOX QTY.
VT-608RD	8w	800	100 pcs



Cutting Size:  $\varnothing$  72 mm

SKU: 621 | 4000K DAY WHITE  
SKU: 622 | 6400K WHITE

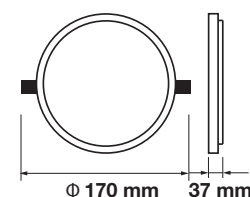
MODEL	WATTS	LUMENS	BOX QTY.
VT-615RD	15w	1500	40 pcs



Cutting Size:  $\varnothing$  95 mm

SKU: 614 | 3000K WARM WHITE  
SKU: 615 | 4000K DAY WHITE  
SKU: 616 | 6400K WHITE

MODEL	WATTS	LUMENS	BOX QTY.
VT-620RD	20w	2000	40 pcs



Cutting Size:  $\varnothing$  140 mm

Quick Connector



# LED MINI PANELS

## Square Edge Series

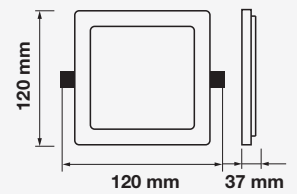
V-TAC's Round Edge Panel has an elegant, classic design that lights up all the way to the edges — giving a contemporary lighting effect that is ideal for residential, office, or commercial indoor areas. The quick connector feature lessens set-up time brought by complicated wirings. Built with the most stable drivers in the market, have low maintenance panels without the flashes and the flickers.

**5** YEAR WARRANTY\*

- Quick Connector
- SMD LED Type
- 30,000 hrs Lifespan
- 120° Beam Angle
- AC:220-240V,50Hz
- CRI: >80
- ABS+Plastic Body

SKU: 617 | 3000K WARM WHITE  
 SKU: 618 | 4000K DAY WHITE  
 SKU: 619 | 6400K WHITE

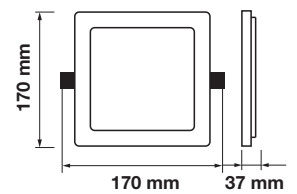
MODEL	WATTS	LUMENS	BOX QTY.
VT-615SQ	15w	1500	40 pcs



Cutting Size: 95X 95mm



SKU: 611 | 3000K WARM WHITE  
 SKU: 612 | 4000K DAY WHITE  
 SKU: 613 | 6400K WHITE

MODEL	WATTS	LUMENS	BOX QTY.
VT-620SQ	20w	2000	40 pcs



Cutting Size: 142X 142mm

Quick Connector





# LED TUBES & FIXTURES WITH LED

V-TAC's extensive range of efficient tubes & fixtures boasts of premium quality LED provided by Samsung, a staggering lifespan of up to 30,000 hours, unbreakable body built with the most durable materials in the market, and a wide range of lengths and sizes for different applications.

More innovative additions in this range include

- 1) TP(a) rated fixtures compatible with emergency packs & microwave sensors
- 2) Batten Fittings with CCT-changing Switch
- 3) Linkable T5 Batten Fittings, and more.
- 4) Waterproof Fittings

## APPLICATION

Used for general purpose lighting in residences, commercial establishments, supermarkets, and offices





## KEY FEATURES

- LED provided by Samsung
- Lasts up to 30,000 hrs
- Built with strong, durable materials
- TP(a) Rated fittings for select models
- Programmable DIP Switch Driver for select models
- Emergency Pack & Sensor Compatibility
- Linkable/Continuous T5 fittings
- CCT Changing Switch for select models





*Super* **BRIGHT**  
**160**  
**LUMENS/W**

# T8-NANO PLASTIC TUBES

## Evolution Tubes Series

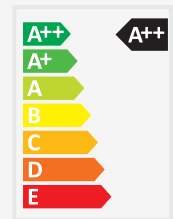
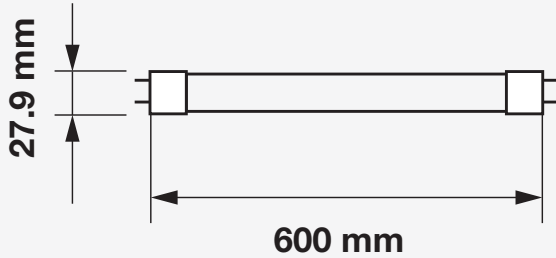
**5** **YEAR**  
**WARRANTY\***

Together with its impressive a++ energy rating, our led tubes offer a staggering 160 lumen per watt output and five years warranty — making it one of the most superior in the competitive led market.

- **Nano Plastic**
- **30,000 Life Hours**
- **CRI - >80**
- **Flicker Free**
- **PF - 0.9**
- **On/Off Cycle - >15000 time**
- **Input Voltage - AC:220-240V,50Hz**
- **Beam angle:160 °**

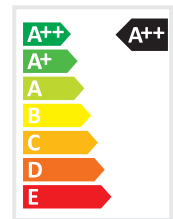
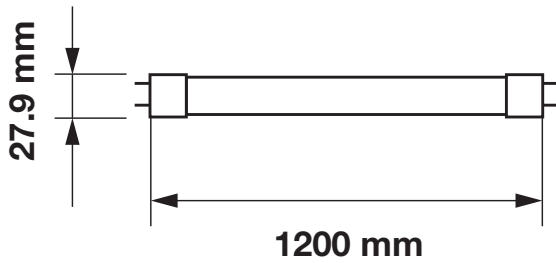
MODEL	WATTS	LUMENS	WEIGHT-KG	BOX QTY.
VT-1607	7w	1120lm	0.115	25 pcs

SKU: 6474 | 3000K WARM WHITE  
 SKU: 6475 | 4000K DAY WHITE  
 SKU: 6476 | 6400K WHITE



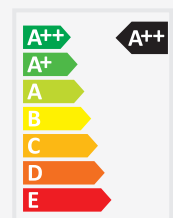
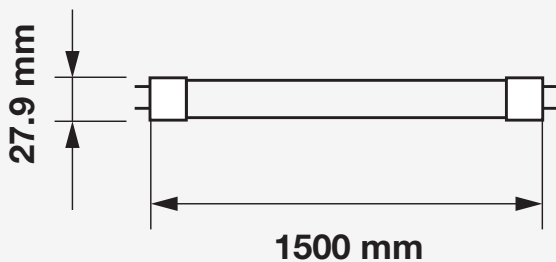
MODEL	WATTS	LUMENS	WEIGHT-KG	BOX QTY.
VT-1612	12w	1920lm	0.193	25 pcs

SKU: 6477 | 3000K WARM WHITE  
 SKU: 6478 | 4000K DAY WHITE  
 SKU: 6479 | 6400K WHITE



MODEL	WATTS	LUMENS	WEIGHT-KG	BOX QTY.
VT-1615	15w	2400lm	0.261	25 pcs

SKU: 6481 | 4000K DAY WHITE  
 SKU: 6482 | 6400K WHITE





# LED TUBES

## G13-T8 -Nano Plastic Tube

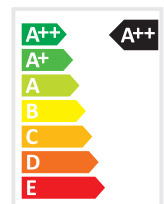
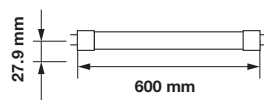
This modern range of high-lumen LED tubes with Samsung LED chip are the perfect retrofit for fluorescent fixtures. Complete with a series of pop kits (batten fittings inclusive of tubes), these sets of tubes are available in standard lengths for general purpose lighting in residences, commercial establishments, supermarkets, and offices.

- SMD LED Type
- 30,000 hrs Lifespan
- 160° Beam Angle
- 15000 On/Off
- AC:220-240V,50Hz
- >80 CRI
- >0.5 PF
- Nano Plastic Body
- <0.5 s Instant Start

**5 YEAR WARRANTY\***

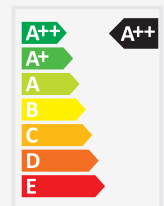
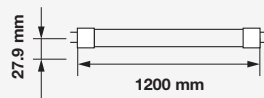
MODEL	WATTS	EQ.WATTS	LUMENS	WEIGHT-KG	BOX QTY.
VT-062	10w	18w	1100	0.1264	25 pcs

- SKU: 798 | 3000K WARM WHITE
- SKU: 686 | 4000K DAY WHITE
- SKU: 687 | 6400K WHITE



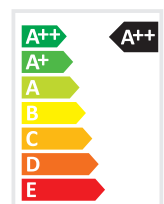
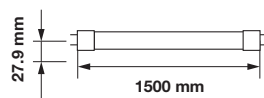
MODEL	WATTS	EQ.WATTS	LUMENS	WEIGHT-KG	BOX QTY.
VT-122	18w	45w	2250	0.1904	25 pcs

- SKU: 688 | 3000K WARM WHITE
- SKU: 672 | 4000K DAY WHITE
- SKU: 673 | 6400K WHITE



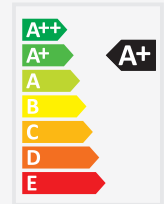
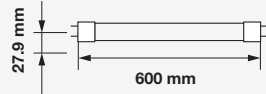
MODEL	WATTS	EQ.WATTS	LUMENS	WEIGHT-KG	BOX QTY.
VT-152	22w	75w	3000	0.2572	25 pcs

- SKU: 799 | 3000K WARM WHITE
- SKU: 674 | 4000K DAY WHITE
- SKU: 675 | 6400K WHITE



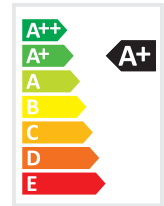
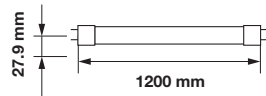
MODEL	WATTS	EQ.WATTS	LUMENS	WEIGHT-KG	BOX QTY.
VT-061	10w	18w	850	0.1264	25 pcs

SKU: 650 | 3000K WARM WHITE  
 SKU: 651 | 4000K DAY WHITE  
 SKU: 652 | 6400K WHITE



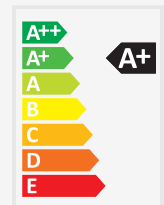
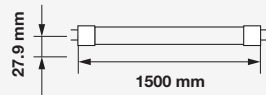
MODEL	WATTS	EQ.WATTS	LUMENS	WEIGHT-KG	BOX QTY.
VT-121	18w	36w	1700	0.1904	25 pcs

SKU: 653 | 3000K WARM WHITE  
 SKU: 654 | 4000K DAY WHITE  
 SKU: 655 | 6400K WHITE



MODEL	WATTS	EQ.WATTS	LUMENS	WEIGHT-KG	BOX QTY.
VT-151	22w	58w	2000	0.2572	25 pcs

SKU: 656 | 3000K WARM WHITE  
 SKU: 657 | 4000K DAY WHITE  
 SKU: 658 | 6400K WHITE



# LED BATTEN FITTINGS

## Single and Double Batten Fitting

This modern range of batten fittings offer durability and can house one to two LED tubes. These luminaires are available in standard lengths for general purpose lighting in residences, commercial establishments, supermarkets, and offices.

- SMD LED Type
- 30,000 hrs Lifespan
- 160° Beam Angle
- AC:220-240V,50Hz
- CRI: >80
- Nano Plastic Body

**5** YEAR WARRANTY\*



MODEL	WATTS	LUMENS	ON/OFF	PF	BOX QTY.
VT-12026	18w	1700	15000	>0.5	10 pcs

SKU: 6442 | 4000K DAY WHITE



MODEL	WATTS	LUMENS	ON/OFF	PF	BOX QTY.
VT-15023	22w	2000	15000	>0.5	10 pcs

SKU: 6438 | 4000K DAY WHITE






MODEL	WATTS	LUMENS	ON/OFF	PF	BOX QTY.
VT-12027	36w	3400	15000	>0.5	10 pcs

SKU: 6444 | 4000K DAY WHITE



MODEL	WATTS	LUMENS	ON/OFF	PF	BOX QTY.
VT-15024	44w	4000	15000	>0.5	10 pcs

SKU: 6440 | 4000K DAY WHITE





*Super***BRIGHT**  
**160**  
**LUMENS/W**

## GRILL FITTING

### Evolution Series

**5** YEAR  
**WARRANTY\***

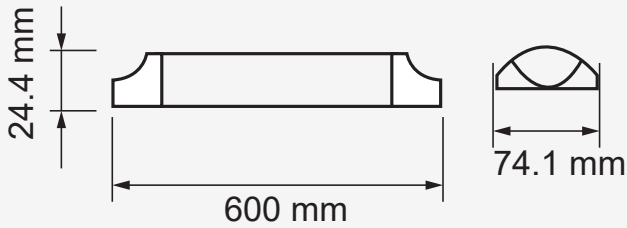
Only from v-tac — the first and only led grill fittings with 160 lumens per watt rating from the super bright series offer superior efficiency and great energy savings. Comes with a fast connector for easy wiring and installation.

- **Plastic Body**
- **30,000 Life Hours**
- **CRI - >80**
- **Flicker Free**
- **PF - 0.9**
- **On/Off Cycle - >15000 time**
- **Input Voltage - AC:220-240V,50Hz**
- **Beam angle:160 °**



MODEL	WATTS	LUMENS	WEIGHT-KG	BOX QTY.
VT-8315	15w	2400lm	0.192	30 pcs

SKU: 6487 - 3000K WARM WHITE  
 SKU: 6488 - 4000K DAY WHITE  
 SKU: 6489 - 6400K WHITE

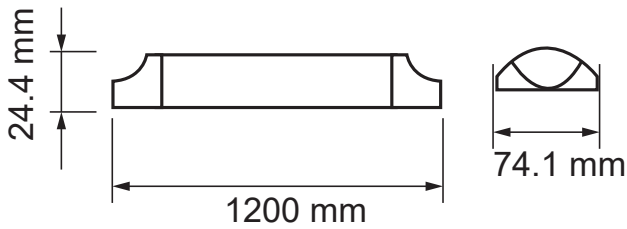


SuperBRIGHT  
**160**  
 LUMENS/W



MODEL	WATTS	LUMENS	WEIGHT-KG	BOX QTY.
VT-8330	30w	4800lm	0.35	30 pcs

SKU: 6490 - 3000K WARM WHITE  
 SKU: 6491 - 4000K DAY WHITE  
 SKU: 6492 - 6400K WHITE

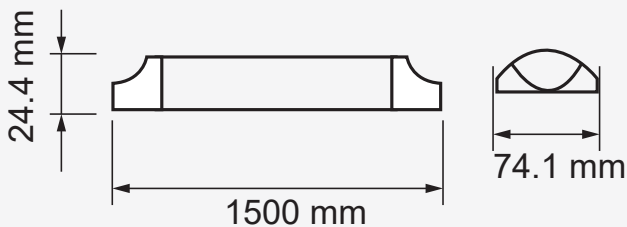


SuperBRIGHT  
**160**  
 LUMENS/W



MODEL	WATTS	LUMENS	WEIGHT-KG	BOX QTY.
VT-8338	38w	6080lm	0.57	30 pcs

SKU: 6493 - 3000K WARM WHITE  
 SKU: 6494 - 4000K DAY WHITE  
 SKU: 6495 - 6400K WHITE



SuperBRIGHT  
**160**  
 LUMENS/W





# FIXTURES WITH LED

## LED Prismatic Fittings

**120**  
 LM/WATT



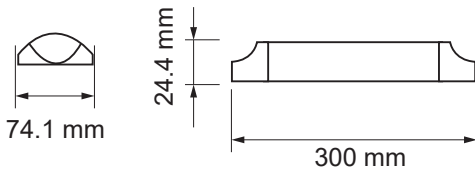
The reliable 10w to 60w range of efficient LED prismatic fittings from V-TAC all have a high-lumen rating of 120 lm/w and are equipped with quick connectors to lessen set-up time during installation. Available in 3000K, 4000K, and 6400K color temperatures, these durable fittings are ideal for any indoor lighting use

- **SMD LED Type**
- **30,000 hrs Lifespan**
- **110° Beam Angle**
- **15000 On/Off**
- **AC:220-240V,50Hz**
- **CRI: >80**
- **>0.9 PF**
- **Plastic Body**
- **<0.5 s Instant Start**

**5** YEAR  
**WARRANTY\***

MODEL	WATTS	LUMENS	WEIGHT-KG	BOX QTY.
VT-8-10	10w	1200	0.26	10 pcs

SKU: 659 | 3000K WARM WHITE  
 SKU: 660 | 4000K DAY WHITE  
 SKU: 661 | 6400K WHITE

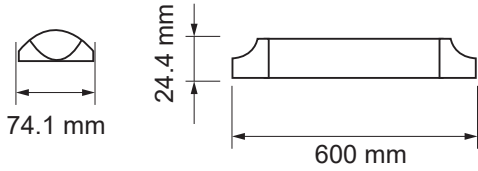


**1**  
 FEET

**120**  
 Lumen/W

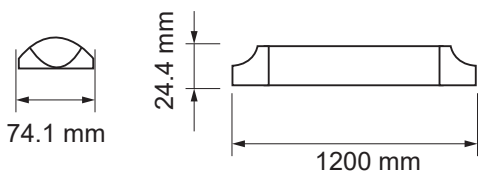
MODEL	WATTS	LUMENS	WEIGHT-KG	BOX QTY.
VT-8-20	20w	2400	0.42	10 pcs

SKU: 662 | 3000K WARM WHITE  
 SKU: 663 | 4000K DAY WHITE  
 SKU: 664 | 6400K WHITE



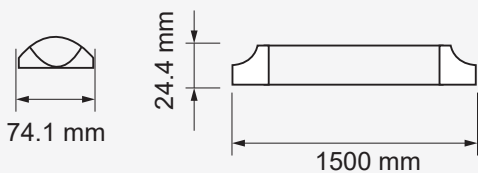
MODEL	WATTS	LUMENS	WEIGHT-KG	BOX QTY.
VT-8-40	40w	4800	0.84	10 pcs

SKU: 665 | 3000K WARM WHITE  
 SKU: 666 | 4000K DAY WHITE  
 SKU: 667 | 6400K WHITE



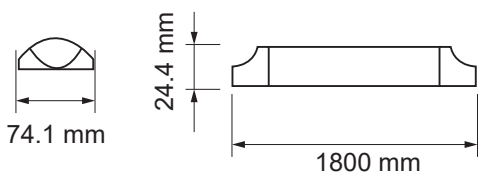
MODEL	WATTS	LUMENS	WEIGHT-KG	BOX QTY.
VT-8-50	50w	6000	1.00	10 pcs

SKU: 668 | 4000K DAY WHITE  
 SKU: 669 | 6400K WHITE



MODEL	WATTS	LUMENS	WEIGHT-KG	BOX QTY.
VT-8-60	60w	7200	1.20	10 pcs

SKU: 670 | 4000K DAY WHITE  
 SKU: 671 | 6400K WHITE



**NEW**



## LED Batten Fitting

- SMD LED Chip
- 30,000 hrs Lifespan
- 120° Beam Angle
- AC:220-240V, 50Hz
- 120LM/W
- CRI >80
- PF >0.9 (Above 24W models)
- Built with safety belt for easy installation
- Instant Start 0-100% in <1s
- On/Off Cycles >15000

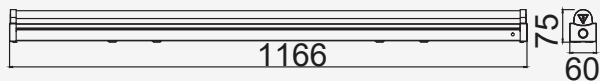
**5** YEAR  
 WARRANTY\*



MODEL	WATTS	LUMENS	BOX QTY.
VT-8-24	24w	2880	12 pcs

SKU: 20066 | 4000K DAY WHITE  
 SKU: 20067 | 6400K WHITE

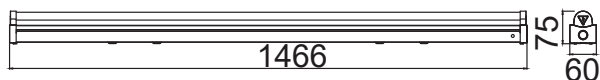
**120**  
 Lumen/W



MODEL	WATTS	LUMENS	BOX QTY.
VT-8-28	28w	3360	10 pcs

SKU: 20070 | 4000K DAY WHITE  
 SKU: 20071 | 6400K WHITE

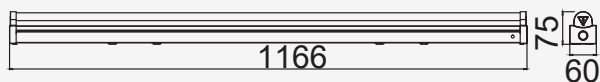
**120**  
 Lumen/W



MODEL	WATTS	LUMENS	BOX QTY.
VT-8-44	40w	4800	12 pcs

SKU: 20068 | 4000K DAY WHITE  
 SKU: 20069 | 6400K WHITE


**120**  
 Lumen/W



MODEL	WATTS	LUMENS	BOX QTY.
VT-8-54	50w	6000	10 pcs

SKU: 20072 | 4000K DAY WHITE  
 SKU: 20073 | 6400K WHITE

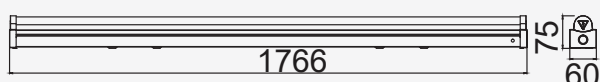
**120**  
 Lumen/W



MODEL	WATTS	LUMENS	BOX QTY.
VT-8-64	60w	7200	8 pcs

SKU: 20074 | 4000K DAY WHITE  
 SKU: 20075 | 6400K WHITE

**120**  
 Lumen/W





**TP(a)**

Polycarbonate



Compatible Emergency Pack



Sensor Compatible

## FIXTURES WITH LED

### LED Batten Fitting

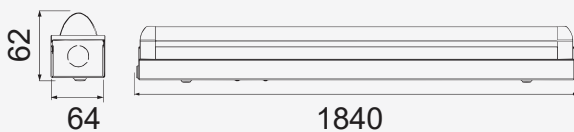


V-TAC's all new range of LED Batten Fittings designed with LED chip by Samsung deliver high performance light output. These fittings are built strong using the materials Iron + Polycarbonate and are also TP(a) rated to meet the fire safety standards. Optional microwave sensor specially designed for LED Batten Fittings is also available.

- **TP(A) Rated**
- **30,000 Life Hours**
- **CRI - >80**
- **PF - 0.9**
- **On/Off Cycle - >15000 time**
- **Input Voltage - AC:220-240V,50Hz**
- **Programmable DIP Switch Driver**

MODEL	WATTS	LUMENS	WEIGHT-KG	BOX QTY.
VT-8-80	80w	8600	2.07	10 pcs

SKU: 757 | 4000K DAY WHITE



### Microwave Sensor (Optional)

Compatible with Batten

VT-8-6 SKU: 759

**Detection area:**  
4M (@3M MOUNTING HEIGHT)

**Detection angle:**  
150°(WALL) 360°(CEILING)

**Hold time:**  
5S / 30S / 90S / 3MIN / 30MIN





**LINKABLE**  
UP TO 100 WATTS TOGETHER

## FIXTURES WITH LED

### T5 Batten Fitting

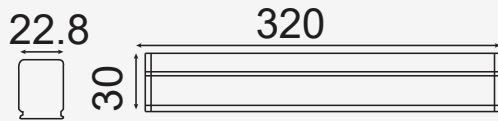
**5** YEAR  
WARRANTY\*

The new T5 Batten Fittings retain the premium qualities of V-TAC's fixtures with LED. Each fitting is fully compatible & linkable; multiple batten fittings can be connected with each other, making it an efficient alternative lighting fixture for both small and big indoor spaces.

- **30,000 Life Hours**
- **On/Off switch**
- **On/Off Cycle - >15000 time**
- **Body:PC**
- **Input Voltage - AC:220-240V**
- **CRI - >80**
- **Instant start -0-100% in <1 sec**
- **Beam angle:120 °**

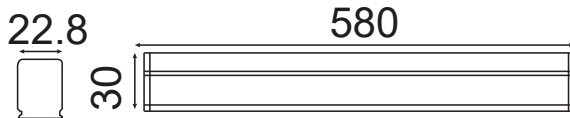
MODEL	WATTS	LUMENS	WEIGHT-KG	BOX QTY.
VT-035	4w	360	0.065	25 pcs

SKU: 689 | 3000K WARM WHITE  
 SKU: 690 | 4000K DAY WHITE  
 SKU: 691 | 6400K WHITE




MODEL	WATTS	LUMENS	WEIGHT-KG	BOX QTY.
VT-065	7w	630	0.112	25 pcs

SKU: 692 | 3000K WARM WHITE  
 SKU: 693 | 4000K DAY WHITE  
 SKU: 694 | 6400K WHITE



MODEL	WATTS	LUMENS	WEIGHT-KG	BOX QTY.
VT-125	16w	1440	0.16	25 pcs

SKU: 695 | 3000K WARM WHITE  
 SKU: 696 | 4000K DAY WHITE  
 SKU: 697 | 6400K WHITE

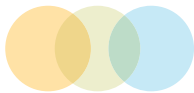


**EASY TOGGLE SWITCH**



3000K 4000K 6400K

EASY ACCESS FOR  
 COLOR CHANGING  
 WITH BUTTON



# FIXTURES WITH LED

## LED Batten Fitting

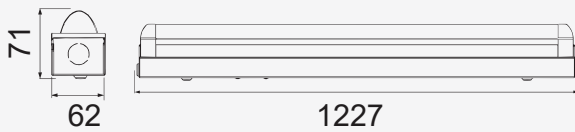
The new Batten Fittings series from V-TAC boasts of its colour tuning feature with an easy-to-access, built-in switch — enabling users to gradually customise the light from a warm 3000-kelvin white light up to the standard 6400-kelvin white. Choose and switch to your preferred colour temperature anytime.

- **PC+Aluminium+Steel**
- **30,000 Life Hours**
- **CRI - >80**
- **Flicker Free**
- **PF - 0.9**
- **On/Off Cycle - >20000 time**
- **Input Voltage - AC:220-240V,50Hz**
- **Beam angle: 120 °**

**5** YEAR  
**WARRANTY\***

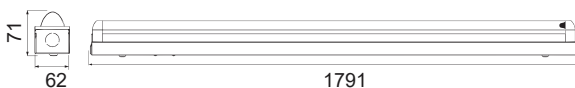
MODEL	WATTS	LUMENS	WEIGHT-KG	BOX QTY.
VT-8-43	40w	4000	1.68	10 pcs

SKU: 517 | 3IN1



MODEL	WATTS	LUMENS	WEIGHT-KG	BOX QTY.
VT-8-63	60w	6000	2.42	10 pcs

SKU: 519 | 3IN1







**TP(a)**

Polycarbonate



Sensor Compatible



FLICKER FREE

## FIXTURES WITH LED

### LED Batten Fitting

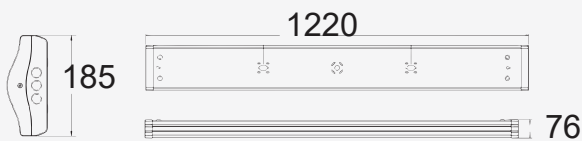
V-TAC's all new range of LED Batten fittings designed with LED chip by Samsung deliver high performance light output of 120 lumens/watt. These fittings are built strong using the materials Iron + Polycarbonate and are also TP(a) rated to meet the fire safety standards. Optional emergency pack and microwave sensor specially designed for LED Batten are also available.

- **TP(A) Rated**
- **30,000 Life Hours**
- **CRI - >80**
- **PF - 0.9**
- **On/Off Cycle - >15000 time**
- **Input Voltage - AC:220-240V,50Hz**
- **Programmable DIP Switch Driver(Applicable for 60W only)**

**5** YEAR  
WARRANTY\*

MODEL	WATTS	LUMENS	WEIGHT-KG	BOX QTY.
VT-8-41	40w	4800	2.90	4 pcs

SKU: 753 | 4000K DAY WHITE



**4**  
FEET

**120**  
Lumen/W

MODEL	WATTS	LUMENS	WEIGHT-KG	BOX QTY.
VT-8-61	60w	7200	3.65	4 pcs

SKU: 754 | 4000K DAY WHITE



**5**  
FEET

**120**  
Lumen/W



Super **BRIGHT**  
**160**  
LUMENS/W



Waterproof Fittings

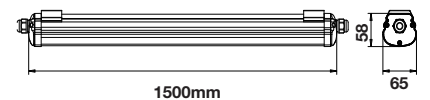
MODEL	WATTS	LUMENS	ON/OFF	BODY TYPE	PF	WEIGHT-KG	BOX QTY.
VT-1524	24w	3840	15000	PC+ABS	>0.9	0.60 kg	12 pcs

SKU: 6485 - 4500K DAY WHITE  
SKU: 6486 - 6400K WHITE



MODEL	WATTS	LUMENS	ON/OFF	BODY TYPE	PF	WEIGHT-KG	BOX QTY.
VT-1532	32w	5120	15000	PC+ABS	>0.9	1.1 kg	12 pcs

SKU: 6483 - 4500K DAY WHITE  
SKU: 6484 - 6400K WHITE





## Waterproof Fittings

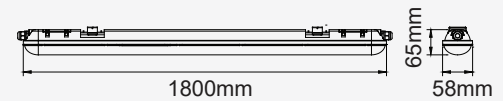
MODEL	WATTS	LUMENS	ON/OFF	BODY TYPE	PF	WEIGHT-KG	BOX QTY.
VT-180	60w	5400	15000	Plastic + ABS	>0.9	1.30	9 pcs

SKU: 680 | 4000K DAY WHITE  
SKU: 681 | 6400K WHITE

**5** YEAR  
WARRANTY

**6**  
FEET

**IP65**  
RATING



Aluminum Body frame

## Waterproof Fittings

MODEL	WATTS	LUMENS	ON/OFF	BODY TYPE	PF	WEIGHT-KG	BOX QTY.
VT-160	60w	7200	15000	Plastic+Aluminium	>0.9	2.10	9 pcs

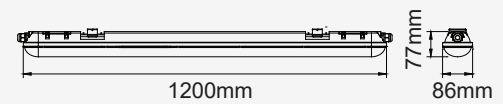
SKU: 678 | 4000K DAY WHITE  
SKU: 679 | 6400K WHITE

**5** YEAR  
WARRANTY

**4**  
FEET

**IP65**  
RATING

**120**  
Lumen/W



MODEL	WATTS	LUMENS	ON/OFF	BODY TYPE	PF	WEIGHT-KG	BOX QTY.
VT-170	70w	8400	15000	Plastic+Aluminium	>0.9	2.67	9 pcs

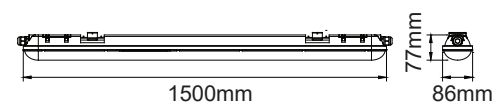
SKU: 676 | 4000K DAY WHITE  
SKU: 677 | 6400K WHITE

**5** YEAR  
WARRANTY

**5**  
FEET

**IP65**  
RATING

**120**  
Lumen/W



**NEW**



# WATERPROOF FITTINGS

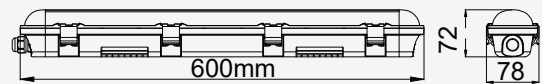
## Transparent Cover - M Series

Promoting efficiency with its high-lumen (120 lm/W) rating, this new addition to V-TAC's fixtures range. The transparent cover allows a brighter, well-distributed light that is perfect for task lighting.

- SMD LED Chip
- 20,000 hrs Lifespan
- 120° Beam Angle
- AC:200-240V,50/60Hz
- On/Off Cycles >15000
- CRI >80
- PF >0.9
- IP65
- Body Type: ABS+PC

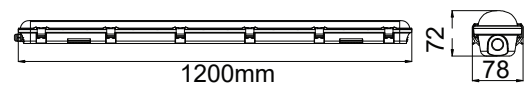
MODEL:	WATTS	LUMENS	WEIGHT-KG	BOX QTY.	SKU: 20209   4000K DAY WHITE SKU: 20208   6400K WHITE
VT-60018-T	18w	2160	0.68	12 pcs	

**3** YEAR WARRANTY  
**2** FEET  
**IP65** RATING  
**120** Lumen/W



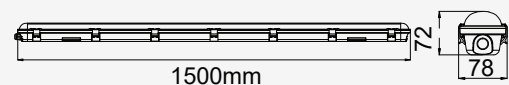
MODEL:	WATTS	LUMENS	WEIGHT-KG	BOX QTY.	SKU: 20205   4000K DAY WHITE SKU: 20204   6400K WHITE
VT-120036-T	36w	4320	1.165	12 pcs	

**3** YEAR WARRANTY  
**4** FEET  
**IP65** RATING  
**120** Lumen/W



MODEL:	WATTS	LUMENS	WEIGHT-KG	BOX QTY.	SKU: 20201   4000K DAY WHITE SKU: 20200   6400K WHITE
VT-150048-T	48w	5760	1.455	12 pcs	

**3** YEAR WARRANTY  
**5** FEET  
**IP65** RATING  
**120** Lumen/W



**NEW**



# WATERPROOF FITTINGS

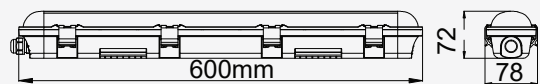
## Milky Cover - M Series

Promoting efficiency with its high-lumen (120 lm/W) rating, this new addition to V-TAC's fixtures range. The opaque, milky cover allows for a softer, well-diffused light that is milder to the eyes.

- SMD LED Chip
- 20,000 hrs Lifespan
- 120° Beam Angle
- AC:200-240V,50/60Hz
- On/Off Cycles >15000
- CRI >80
- PF >0.9
- IP65
- Body Type: ABS+PC

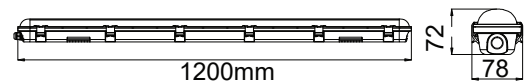
MODEL:	WATTS	LUMENS	WEIGHT-KG	BOX QTY.	SKU: 20211   4000K DAY WHITE SKU: 20210   6400K WHITE
VT-60018-M	18w	2160	0.69	12 pcs	

**3** YEAR WARRANTY  
**2** FEET  
**IP65** RATING  
**120** Lumen/W



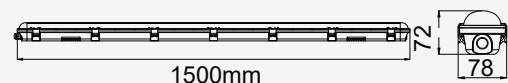
MODEL:	WATTS	LUMENS	WEIGHT-KG	BOX QTY.	SKU: 20207   4000K DAY WHITE SKU: 20206   6400K WHITE
VT-120036-M	36w	4320	1.18	12 pcs	

**3** YEAR WARRANTY  
**4** FEET  
**IP65** RATING  
**120** Lumen/W





MODEL:	WATTS	LUMENS	WEIGHT-KG	BOX QTY.	SKU: 20203   4000K DAY WHITE SKU: 20202   6400K WHITE
VT-150048-M	48w	5760	1.475	12 pcs	

**3** YEAR WARRANTY  
**5** FEET  
**IP65** RATING  
**120** Lumen/W



**NEW**



**STAINLESS**  
**STEEL**  
**CLIPS**

# WATERPROOF FITTINGS

## Transparent Cover - M Series SS Clips

Promoting efficiency with its high-lumen (120 lm/W) rating, this new addition to V-TAC's fixtures range is reinforced with secure, stainless steel clips for easier maintenance. The transparent cover allows a brighter, well-distributed light that is perfect for task lighting.

- **SMD LED Chip**
- **20,000 hrs Lifespan**
- **120° Beam Angle**
- **AC:200-240V,50/60Hz**
- **On/Off Cycles >15000**
- **Body Type: PC**
- **CRI >80**
- **PF >0.9**
- **IP65**
- **SS Clips**



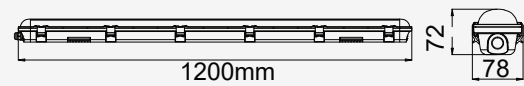
MODEL:	WATTS	LUMENS	WEIGHT-KG	BOX QTY.	SKU: 20219   4000K DAY WHITE SKU: 20218   6400K WHITE
VT-120136-T	36w	4320	1.238	12 pcs	

**3**  
YEAR  
WARRANTY

**4**  
FEET

**IP65**  
RATING

**120**  
Lumen/W



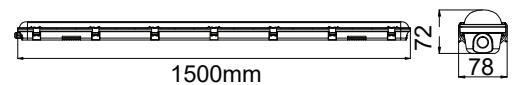
MODEL:	WATTS	LUMENS	WEIGHT-KG	BOX QTY.	SKU: 20213   4000K DAY WHITE SKU: 20212   6400K WHITE
VT-150148-T	48w	5760	1.542	12 pcs	

**3**  
YEAR  
WARRANTY

**5**  
FEET

**IP65**  
RATING

**120**  
Lumen/W



**NEW**



**STAINLESS  
STEEL  
CLIPS**

# WATERPROOF FITTINGS

## Milky Cover - M Series SS Clips

Promoting efficiency with its high-lumen (120 lm/W) rating, this new addition to V-TAC's fixtures range is reinforced with secure, stainless steel clips for easier maintenance. The opaque, milky cover allows for a softer, well-diffused light that is milder to the eyes.

- SMD LED Chip
- 20,000 hrs Lifespan
- 120° Beam Angle
- AC:200-240V,50/60Hz
- On/Off Cycles >15000
- Body Type: PC
- CRI >80
- PF >0.9
- IP65
- SS Clips



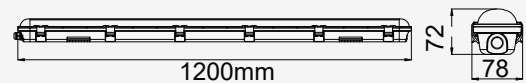
MODEL:	WATTS	LUMENS	WEIGHT-KG	BOX QTY.	SKU: 20217   4000K DAY WHITE SKU: 20216   6400K WHITE
VT-120136-M	36w	4320	1.27	12 pcs	

**3**  
YEAR  
WARRANTY

**4**  
FEET

**IP65**  
RATING

**120**  
Lumen/W



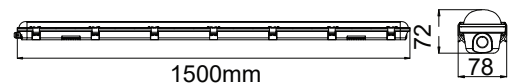
MODEL:	WATTS	LUMENS	WEIGHT-KG	BOX QTY.	SKU: 20215   4000K DAY WHITE SKU: 20214   6400K WHITE
VT-150148-M	48w	5760	1.58	12 pcs	

**3**  
YEAR  
WARRANTY

**5**  
FEET

**IP65**  
RATING

**120**  
Lumen/W





## Emergency Pack

SKU: 8343


- **Input Voltage: AC:220-240V,50/60Hz**
- **Charging Time: 24 Hours**
- **Emergency Power: 6-7W**
- **Emergency Operation time: 3 Hours**
- **Battery Type: Ni-Cd 9.6V 2200mAh**
- **Size: 212x40x30mm**
- **Compatible with V-TAC's LED Waterproof Fitting - M Series SS Clips**

## Microwave Sensor

SKU: 6622



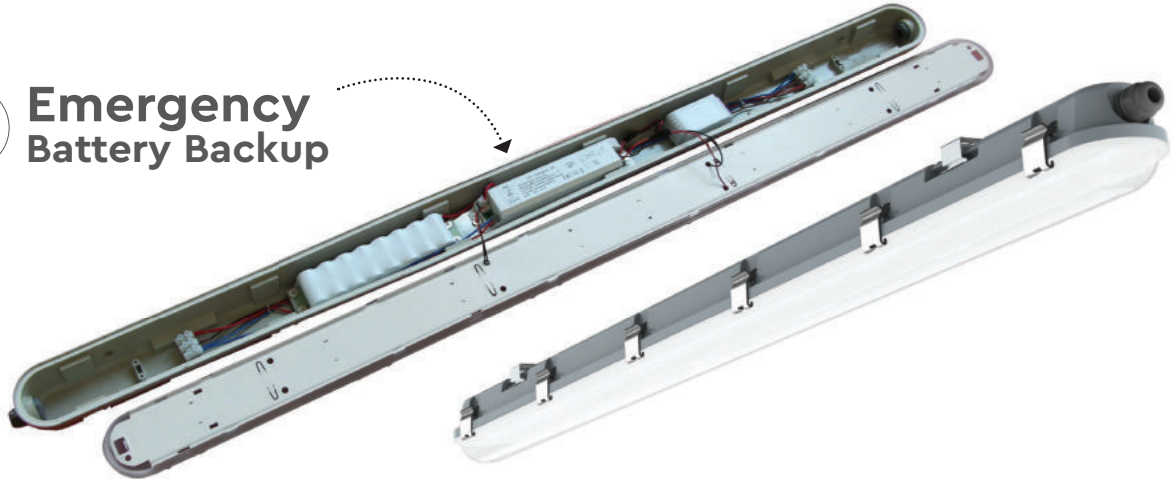
- **Automatic On/Off control with daylight sensor.**
- **Rod antenna - DIP Switch**
- **Optional detection range, hold time and daylight threshold.**
- **Loop in and loop out for easy installation.**
- **Operating Voltage: AC:220-240V, 50/60Hz**
- **Max Watts: 100W**
- **Hold Time: 5s/1min/3min/10min**
- **Daylight threshold: 30Lux/Disable**
- **Detection Area: 50%/100%**
- **Detection Range: ø4-10m/13.12-32.8ft (ceiling mounted)**
- **Compatible with V-TAC's LED Waterproof Fitting - M Series SS Clips**







**Emergency Battery Backup**



## EMERGENCY WATERPROOF FITTINGS

### Milky Cover - M Series SS Clips

This model has a built-in battery backup, high-lumen LEDs, and a Milky cover to ensure safety on emergency situations through proper lighting. Durable, IP65-rated PC body for a long-lasting waterproof & dustproof performance both indoors and outdoors.

- 20,000 hrs Lifespan
- 120° Beam Angle
- AC:200-240V,50/60Hz
- Battery Type:9.6V 2200mAh Ni-Cd battery
- Charging Time:24Hours
- Working Time:3Hours
- Emergency Power: 6-7W
- SMD LED Chip
- Body Type: PC
- On/Off Cycles >15000
- CRI >80
- PF >0.9
- IP65
- SS Clips



**STAINLESS STEEL CLIPS**



MODEL:	WATTS	LUMENS	WEIGHT-KG	BOX QTY.
VT-120136E	36w	4320	1.91	12 pcs

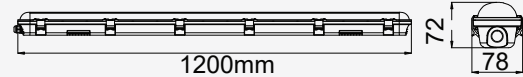
SKU: 20223 | 4000K DAY WHITE  
SKU: 20222 | 6400K WHITE

**3** YEAR WARRANTY

**4** FEET

**IP65** RATING

**120** Lumen/W



MODEL:	WATTS	LUMENS	WEIGHT-KG	BOX QTY.
VT-150148E	48w	5760	2.21	12 pcs

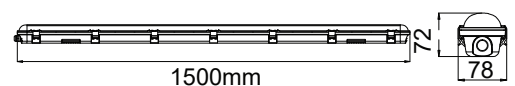
SKU: 20221 | 4000K DAY WHITE  
SKU: 20220 | 6400K WHITE

**3** YEAR WARRANTY

**5** FEET

**IP65** RATING

**120** Lumen/W



# LED LINEAR LIGHTS

V-TAC LED Linear Lights are an energy efficient, low maintenance alternative to traditional linear fluorescent in a variety of industrial, commercial, and light assembly applications. It is the optimal solution for conventional lighting systems and excellent for new installations due to its low installation cost.

## KEY FEATURES

- Saves 80% energy
- No Ultraviolet or Infrared Rays
- Totally flexible, Compact & Adjustable design
- No Lead or Mercury content hence environment friendly
- Provides Uniform Radiance & Enhances appeal of any environment
- Continuous row modular system

## APPLICATION

Ideal for lighting applications in residential, commercial, and hospitality locations.



# COMPLETE RANGE OF LINEAR LIGHTS


## Up & Down Linear Lights (Non-Linkable)

One (1) metre stand-alone suspended up & down lighting with cutting-edge reflectors for a soft yet sufficient lighting effect; available in Silver & White




## Up & Down Linear Hanging Lights

Continuous suspended upward & downward lighting with a broad 160mm width for a wider scope; modern tech reflectors to distribute just the right amount of light; available in Silver & White



## Up & Down Linear Hanging Lights (Slim)

Continuous suspended up & down lighting with a 75mm body; available in Black, Silver, and White



## Linear Hanging Lights (Non-Dimmable)

Continuous suspended downward lighting with a narrow 35mm body for a leaner scope; competitively priced for professional task lighting in commercial areas; available in Black, Silver, & White



## Linear Hanging Lights (Dimmable)

Dimmable suspended downward lighting with a 50mm body for narrower aisles; continuous up to 12m; available in Silver & White




## LED Recessed Linear (Linkable)


Recessed version of our continuous downward linear lighting with a 70mm body; available in Silver & White




## LED Recessed Linear (Linkable)

A broader version of our recessed linear lighting at 90mm width; continuous up to 12 metres; available in White





**EASY TOGGLE SWITCH**



3000K 4000K 6400K

EASY ACCESS FOR  
COLOR CHANGING  
WITH BUTTON



**COLOR  
CHANGING**

# LINEAR 3INI LIGHTS

Discover V-TAC's reliable 40w suspended linear lights with a staggering lifespan of 30,000 hours. Designed with toggle switch, 3INI color changing light. Perfect replacement for traditional and inefficient linear lighting fixtures with the efficient LED provided by Samsung.

- **30,000 hrs Lifespan**
- **AC:200-240V,50/60Hz**
- **Toggle switch - 3INI CCT**
- **Aluminum Body**
- **1.5 Meter Wire Length**

**5** YEAR  
WARRANTY\*

**BLACK VT-7-44**

SKU:20060 | 3INI



WATTS	LUMENS	SIZE	BOX QTY.
40w	3200	1200x35x67mm	12 pcs







## LED LINEAR LIGHTS



**1-10V**  
**DIMMABLE**



## LINEAR HANGING LIGHTS-NON LINKABLE

This modern range of suspended linear lights has up & down illumination for a more evenly distributed light that creates a subtle ambient yet sufficient lighting for any commercial lighting. Linear up & down lights are offered in two colors variants Silver and White.

- **30,000 hrs Lifespan**
- **AC: 100-240V, 50Hz**
- **Aluminum Body**
- **UGR<6**
- **1-10V Dimmable**
- **1.5 Meter Wire Length**

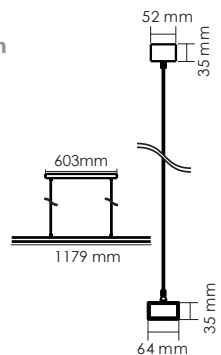
**5** YEAR  
**WARRANTY\***

**SILVER**    **VT-7-61-S**

**WHITE**    **VT-7-61-W**

SKU:607 | 4000K DAY WHITE

SKU:606 | 4000K DAY WHITE



WATTS

LUMENS

SIZE

BOX QTY.

**UP 30w**

**UP-3300**

**1179x64x35mm**

**8 pcs**

**DOWN 30w**

**DOWN-3300**


120

LED LINEAR LIGHTS



\*Suitable for 10-12 hours daily, usage of the product for 24 hours a day would void warranty



## LED LINEAR LIGHTS



**1-10V**  
DIMMABLE

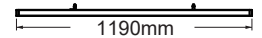


## LINEAR HANGING LIGHTS

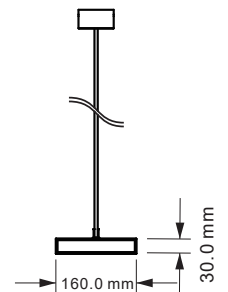
This modern range of suspended linear lights has up & down illumination for a more evenly distributed light that creates a subtle ambient yet sufficient lighting for any commercial lighting. Linear up & down lights are offered in two colors variants Silver and White.

- **30,000 hrs Lifespan**
- **AC:100-240V,50/60Hz**
- **Aluminum Body**
- **UGR<6**
- **Linkable with connectors**
- **I-10V Dimmable**

**5** YEAR  
WARRANTY\*



1190mm



**SILVER**    VT-7-62-S

SKU:609 | 4000K DAY WHITE

**WHITE**    VT-7-62-W

SKU:608 | 4000K DAY WHITE

WATTS	LUMENS
UP 30w	UP-3300
DOWN 30w	DOWN-3300

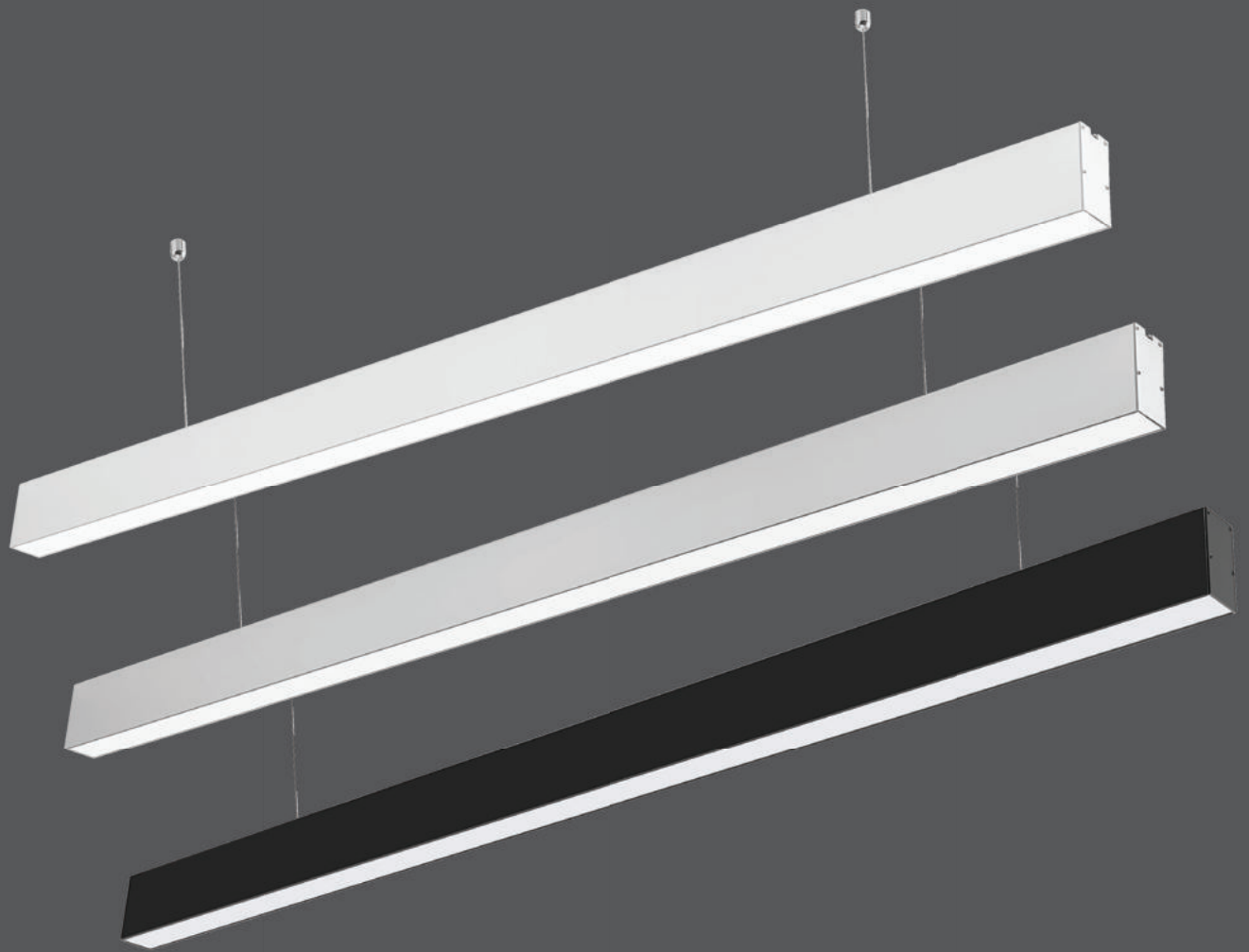
SIZE  
**1190x160x30mm**

BOX QTY.  
**4 pcs**





## LED LINEAR LIGHTS



# LINEAR HANGING LIGHTS

Discover V-TAC's reliable 40w suspended linear lights with a staggering lifespan of 30,000 hours. Designed with excellent heat dissipation. Perfect replacement for traditional and inefficient linear lighting fixtures with the efficient LED provided by Samsung. Linear lights are offered in three colors variants Black, Silver and White.

- **30,000 hrs Lifespan**
- **AC:200-240V,50/60Hz**
- **1.5 Meter Wire Length**
- **Aluminum Body**

**5** YEAR  
WARRANTY\*

## BLACK VT-7-40-B

SKU:882 | 3000K WARM WHITE  
SKU:374 | 4000K DAY WHITE  
SKU:600 | 6000K WHITE

## SILVER VT-7-40-S

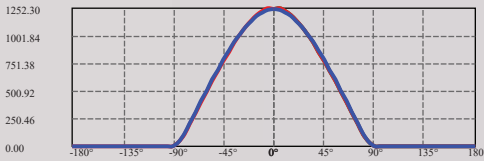
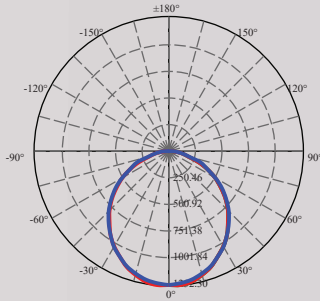
SKU:375 | 4000K DAY WHITE  
SKU:601 | 6000K WHITE

## WHITE VT-7-40-W

SKU:376 | 4000K DAY WHITE  
SKU:602 | 6000K WHITE


WATTS	LUMENS	SIZE
40w	3200	1200x35x67mm





C0(Max): —  
 C0/C180: —  
 C90/C270: —  
 Field angle(10%Imax):C0/180Left:79.2 Right:79.2  
 :C90/270Left:79.5 Right:79.5  
 Beam Angle(50%Imax):C0/180Left:53.4 Right:53.4  
 :C90/270Left:54.1 Right:54.1





**LINKABLE**  
Up to 12 Meters Together



**0-10V**  
DIMMABLE

## LINEAR HANGING UP-DOWN LIGHTS

This modern range of suspended linear lights has up & down illumination for a more evenly distributed light that creates a subtle ambient yet sufficient lighting for any commercial lighting. Linear up & down lights are offered in three colors variants Black, Silver and White.

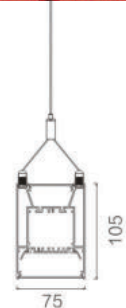
- **30,000 hrs Lifespan**
- **AC:200-240V,50/60Hz**
- **Aluminum Body**
- **Linkable with connectors**
- **0-10V Dimmable**
- **1.5 Meter Wire Length**

**5** YEAR  
WARRANTY\*

**BLACK** VT-7-60-B  
SKU:379 | 4000K DAY WHITE


**SILVER** VT-7-60-S  
SKU:378 | 4000K DAY WHITE

**WHITE** VT-7-60-W  
SKU:377 | 4000K DAY WHITE



WATTS	LUMENS
UP 20w	UP-2000
DOWN 40w	DOWN-4000

SIZE  
**1200x75x105mm**





**LINKABLE**  
Up to 12 Meters Together



**0-10V**  
DIMMABLE

## LINEAR HANGING LIGHTS

Discover V-TAC's reliable 40w suspended linear lights with a staggering lifespan of 30,000 hours. Designed with excellent heat dissipation. Perfect replacement for traditional and inefficient linear lighting fixtures with the efficient LED provided by Samsung. Linear lights are offered in three colors variants Black, Silver and White.

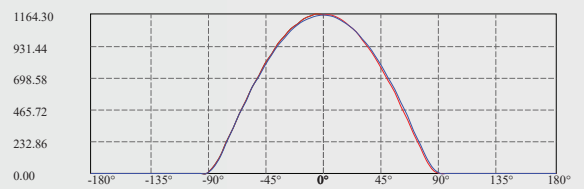
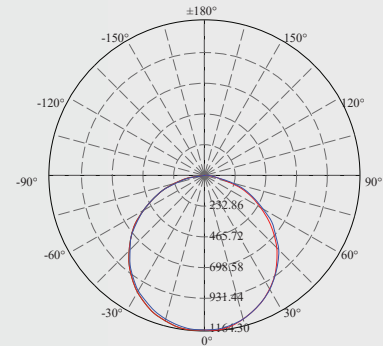
- **30,000 hrs Lifespan**
- **UGR<19**
- **Linkable with connectors**
- **Aluminum Body**
- **0-10V Dimmable**
- **1.5 Meter Wire Length**

**5** YEAR  
WARRANTY\*

**SILVER**    VT-7-43-S    |    **WHITE**    VT-7-43-W  
SKU:384 | 4000K DAY WHITE    |    SKU:383 | 4000K DAY WHITE



WATTS	LUMENS	SIZE
40w	3400	1200x50x75mm



C180(Max): —  
 C0/C180: —  
 C90/C270: —  
 Field angle(10%Imax):C0/180Left:81.0 Right:78.8  
                                   :C90/270Left:80.7 Right:80.0  
 Beam Angle(50%Imax):C0/180Left:57.8 Right:55.7  
                                   :C90/270Left:57.6 Right:56.8





**LINKABLE**  
UP TO 12 METERS TOGETHER

## LED RECESSED LINEAR

Our new range of linear lights are also available for recessed installation, complete with necessary accessories for a seamless & continuous lighting system. Perfect replacement for traditional and inefficient linear lighting fixtures with the efficient LED provided by Samsung. Linear lights are offered in two colors variants Silver and White.

- **30,000 hrs Lifespan**
- **AC:200-240V,50/60Hz**
- **Linkable with connectors**
- **Aluminum Body**

**5** YEAR  
**WARRANTY\***

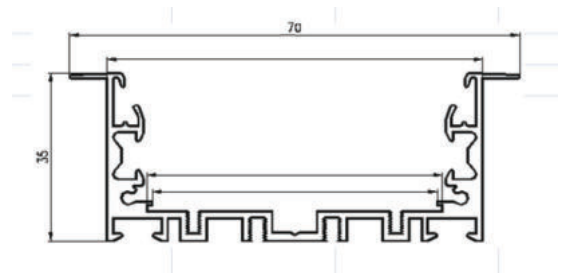
**SILVER**     **VT-7-41-S**

SKU:380 | 4000K DAY WHITE  
SKU:603 | 6000K WHITE


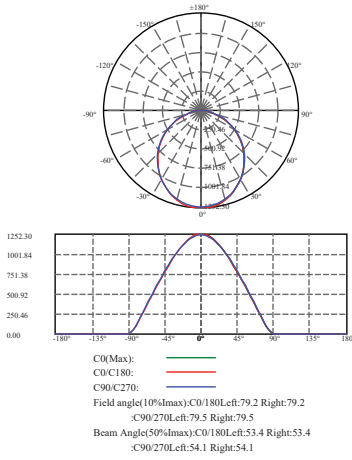
**WHITE**     **VT-7-41-W**

SKU:381 | 4000K DAY WHITE  
SKU:604 | 6000K WHITE

WATTS	LUMENS	SIZE
<b>40w</b>	<b>3200</b>	<b>1211x70x35mm</b>

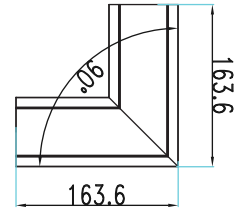






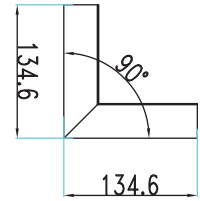
**8W**  
 VT-7-41-L

SILVER: SKU:386 | 4000K DAY WHITE  
 WHITE: SKU:385 | 4000K DAY WHITE



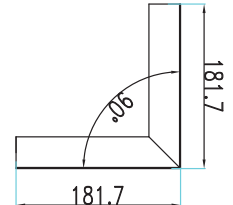
**10W**  
 VT-7-41-LN

SILVER: SKU:388 | 4000K DAY WHITE  
 WHITE: SKU:387 | 4000K DAY WHITE



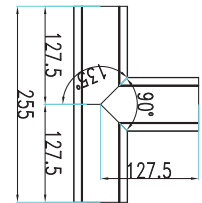
**12W**  
 VT-7-41-LW

SILVER: SKU:390 | 4000K DAY WHITE  
 WHITE: SKU:389 | 4000K DAY WHITE



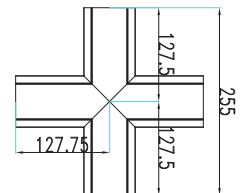
**14W**  
 VT-7-41-T

SILVER: SKU:392 | 4000K DAY WHITE  
 WHITE: SKU:391 | 4000K DAY WHITE



**16W**  
 VT-7-41-X

SILVER: SKU:394 | 4000K DAY WHITE  
 WHITE: SKU:393 | 4000K DAY WHITE





**LINKABLE**  
UP TO 12 METERS TOGETHER

## LED RECESSED LINEAR

Our new range of linear lights are also available for recessed installation, complete with necessary accessories for a seamless & continuous lighting system. Perfect replacement for traditional and inefficient linear lighting fixtures with the efficient LED provided by Samsung.

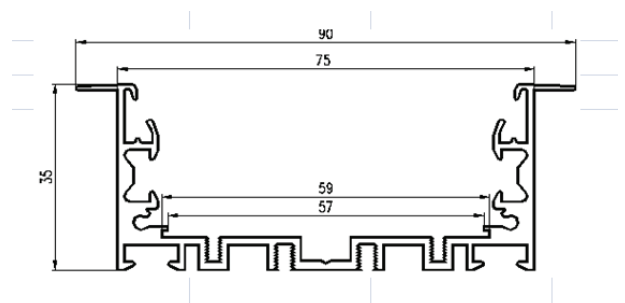
- **30,000 hrs Lifespan**
- **AC:200-240V,50/60Hz**
- **Linkable with connectors**
- **Aluminum Body**

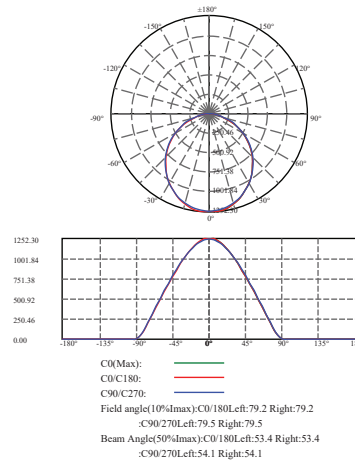
**5** YEAR  
WARRANTY\*

**WHITE**    **VT-7-42-W**

SKU:382 | 4000K DAY WHITE

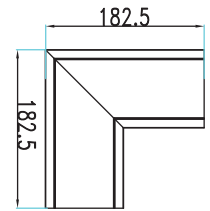
WATTS	LUMENS	SIZE
40w	4000	1211x90x35mm





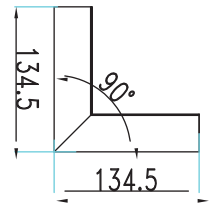
10W  
 VT-7-42-L

: SKU:395 | 4000K DAY WHITE



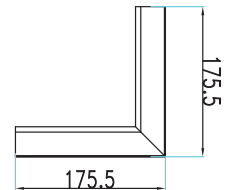
10W  
 VT-7-42-LN

: SKU:396 | 4000K DAY WHITE



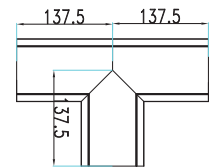
12W  
 VT-7-42-LW

: SKU:397 | 4000K DAY WHITE



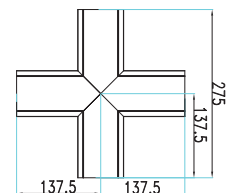
14W  
 VT-7-42-T

: SKU:398 | 4000K DAY WHITE



16W  
 VT-7-42-X

: SKU:399 | 4000K DAY WHITE





## LED LINEAR LIGHTS

V-TAC's new Linear Trunking Light is a set of highly efficient, continuous linear light fixtures with a staggering 160 lm/w rating & a plug-and-play system. It provides an efficient, linkable modular system which means that each unit can be easily connected to the Linear Master Trunking through L, T, and X node connectors. 90°, 120°, and double asymmetric lenses are available for maximum adaptability on any space. Perfect suspended lighting for supermarkets, warehouse, service centers, and gymnasiums. No warm-up time, instant start-up. Sustained color temperature throughout long periods of usage.

### High lumen output

output: 160 lm/W to meet different requirements



### Flexible Beam angle

90°, 120°, double-asymmetric



### Modular system

Continuous row system, seamless connection, max 3500W /row





V-TAC PERFORMANCE  
**160**  
 LUMENS/WATT

**PRO** series

MODEL	WATTS	CRI	LUMENS	PF	SIZE
VT-4551D	50w	>80	8000	>0.9	1500mm

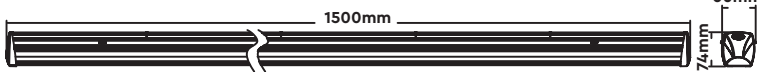
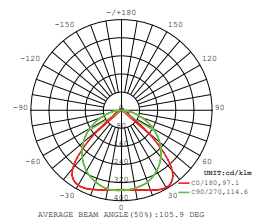
LINEAR MASTER TRUNKING  
 SKU: 1360 | 4000K DAY WHITE



90° LENS



DIMMABLE



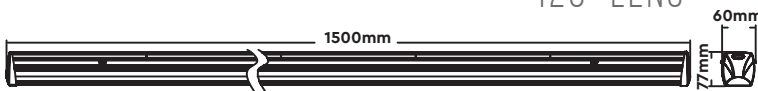
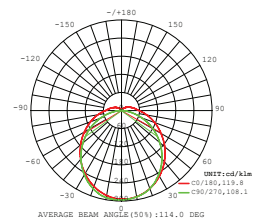
LINEAR MASTER TRUNKING  
 SKU: 1361 | 4000K DAY WHITE



120° LENS



DIMMABLE



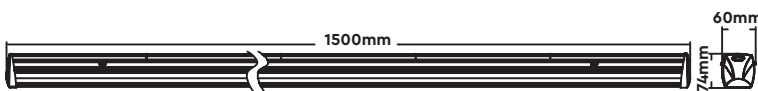
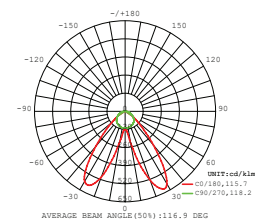
LINEAR MASTER TRUNKING  
 SKU: 1362 | 4000K DAY WHITE




DOUBLE ASYMMETRIC LENS




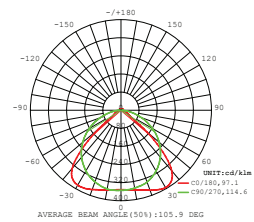
DIMMABLE




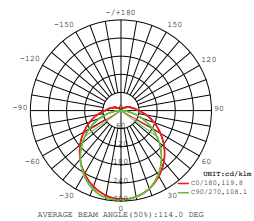


MODEL	WATTS	CRI	LUMENS	PF	SIZE
VT-4550D	50w	>80	8000	>0.9	1500mm


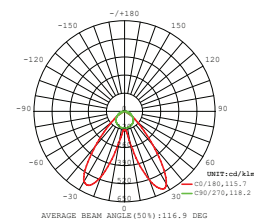
LINEAR FOLLOW TRUNKING  
 SKU: 1363 | 4000K DAY WHITE



LINEAR FOLLOW TRUNKING  
 SKU: 1364 | 4000K DAY WHITE



LINEAR FOLLOW TRUNKING  
 SKU: 1365 | 4000K DAY WHITE



## ACCESSORIES FOR LINEAR TRUNKING



LINEAR TRACK MODULE

SKU : 1382

---



END CAP-LINEAR LIGHT ACCESSORY

SKU : 1366

---



SUSPENDED CORD-LINEAR LIGHT ACCESSORY

SKU : 1367

---



8 WIRE-FEED IN MALE CONNECTOR-LINEAR

SKU : 1368

---



L NODE CONNECTOR-LINEAR ACCESSORY

SKU : 1383

---



T NODE CONNECTOR-LINEAR ACCESSORY

SKU : 1384

---



X NODE CONNECTOR-LINEAR ACCESSORY

SKU : 1385

---



S LINE-FOLLOW TRUNKING RAIL

SKU : 1451

---



S LINE-PC BLANK COVER

SKU : 1452

---



## Magnetic Track Lights

Magnetic light is a kind of track light which is designed by using magnets fast adsorption characteristic. It consists of two parts: track magnet and light. The track has four ways: surface mounted, recessed, borderless embedded installation, suspension. The light consists of anti-glare line light, anti-glare high power light, soft light lamp, suspension light and decorative lamp. The light can be used alone or assembled at will. Lighting effect can achieve point, line, surface combination, not only to meet the needs of various lighting effects, but also convenient installation, fashionable style, can greatly enhance the decorative effect, in line with the modern architectural design concept, is a fashionable, high-end LED lights leading the trend in the future, is the ideal choice of office, exhibition hall, exclusive stores, hotels, villas and clubs.



Magnetic Linear Spotlight

1W VT-4141



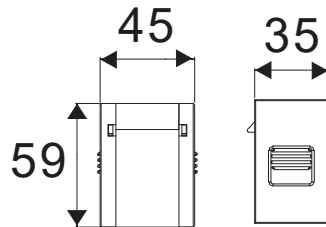
SKU: 7958 - 3000K Warm White 3800157652766  
 SKU: 7959 - 4000K Day White 3800157652773

Voltage/Frequency:	DC:24V	Beam Angle:	30°
Luminous Flux:	35lm	Body Type:	Aluminium
LED Type:	SMD	Life span:	30,000 Hours
CRI:	>90	Dimension:	45x35x59mm
Color of Fixture:	Black	Box Qty:	40 PCS



**3** YEAR WARRANTY\*

**UGR<19**



Magnetic Linear Spotlight

3W VT-4143



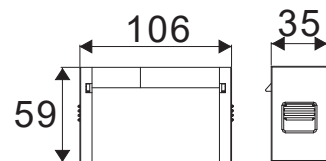
SKU: 7960 - 3000K Warm White 3800157652780  
 SKU: 7961 - 4000K Day White 3800157652797

Voltage/Frequency:	DC:24V	Beam Angle:	30°
Luminous Flux:	240lm	Body Type:	Aluminium
LED Type:	SMD	Life span:	30,000 Hours
CRI:	>90	Dimension:	106x35x59mm
Color of Fixture:	Black	Box Qty:	36 PCS



**3** YEAR WARRANTY\*

**UGR<19**



Magnetic Linear Track Light

10w VT-4210



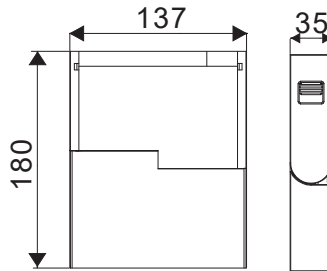
SKU: 7962 - 3000K Warm White 3800157652803  
 SKU: 7963 - 4000K Day White 3800157652810

Voltage/Frequency:	DC:24V	Beam Angle:	30°
Luminous Flux:	700lm	Body Type:	Aluminium
LED Type:	SMD	Life span:	30,000 Hours
CRI:	>90	Dimension:	137x35x180mm
Color of Fixture:	Black	Box Qty:	16 PCS



**3** YEAR WARRANTY

**UGR<19**



Magnetic Linear Track Light

20w VT-4220



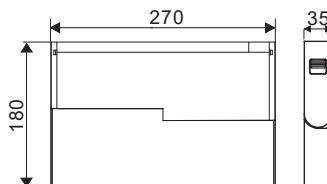
SKU: 7964 - 3000K Warm White 3800157652827  
 SKU: 7965 - 4000K Day White 3800157652834

Voltage/Frequency:	DC:24V	Beam Angle:	30°
Luminous Flux:	1200lm	Body Type:	Aluminium
LED Type:	SMD	Life span:	30,000 Hours
CRI:	>90	Dimension:	270x35x180mm
Color of Fixture:	Black	Box Qty:	8 PCS



**3** YEAR WARRANTY

**UGR<19**



Magnetic Spotlight

15w VT-4215



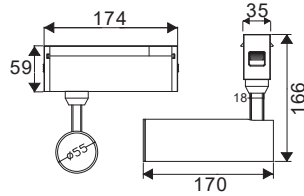
SKU: 7966 - 3000K Warm White 3800157652841  
 SKU: 7967 - 4000K Day White 3800157652858

Voltage/Frequency:	DC:24V	Beam Angle:	36°
Luminous Flux:	900lm	Body Type:	Aluminium
LED Type:	COB	Life span:	30,000 Hours
CRI:	>90	Dimension:	166x100x55mm
Color of Fixture:	Black	Box Qty:	16 PCS



**3** YEAR WARRANTY\*

**UGR<19**



Magnetic Pendant Light

15w VT-4315



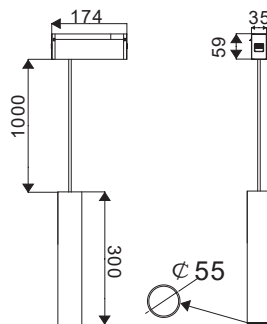
SKU: 7968 - 3000K Warm White 3800157652865  
 SKU: 7969 - 4000K Day White 3800157652872

Voltage/Frequency:	DC:24V	Beam Angle:	36°
Luminous Flux:	1000lm	Body Type:	Aluminium
LED Type:	COB	Life span:	30,000 Hours
CRI:	>90	Dimension:	300x55mm
Color of Fixture:	Black	Box Qty:	12 PCS



**3** YEAR WARRANTY\*

**UGR<19**



Magnetic Linear Light

20w VT-4121




SKU: 7954 - 3000K Warm White 3800157652728  
 SKU: 7955 - 4000K Day White 3800157652735

Voltage/Frequency:	DC:24V	Beam Angle:	100°
Luminous Flux:	1600lm	Body Type:	Aluminium
LED Type:	SMD	Life span:	30,000 Hours
CRI:	>90	Dimension:	652x35x59mm
Color of Fixture:	Black	Box Qty:	12 PCS



**3** YEAR WARRANTY\*



Magnetic Linear Light

30w VT-4131


















SKU: 7956 - 3000K Warm White 3800157652742  
 SKU: 7957 - 4000K Day White 3800157652759

Voltage/Frequency:	DC:24V	Beam Angle:	100°
Luminous Flux:	2700lm	Body Type:	Aluminium
LED Type:	SMD	Life span:	30,000 Hours
CRI:	>90	Dimension:	970x35x59mm
Color of Fixture:	Black	Box Qty:	12 PCS



**3** YEAR WARRANTY\*



<p><b>NEW</b></p>  <p>Track Rail-0.5M            SKU : 7950            EAN : 3800157652681            Box Qty: 9 PCS</p>	<p><b>NEW</b></p>  <p>Track Rail-1M            SKU : 7951            EAN : 3800157652698            Box Qty: 9 PCS</p>	<p><b>NEW</b></p>  <p>Track Rail-1.5M            SKU : 7953            EAN : 3800157652711            Box Qty: 6 PCS</p>	<p><b>NEW</b></p>  <p>Track Rail-2M            SKU : 7952            EAN : 3800157652704            Box Qty: 6 PCS</p>
<p><b>NEW</b></p>  <p>Recessed Kit for Magnetic Tracklight            SKU : 7970            EAN : 3800157652889            Box Qty: 75 PCS</p>	<p><b>NEW</b></p>  <p>Track Connector            SKU : 7971            EAN : 3800157652896            Box Qty: 180 PCS</p>	<p><b>NEW</b></p>  <p>90'D Corner Connector            SKU : 7972            EAN : 3800157652902            Box Qty: 27 PCS</p>	<p><b>NEW</b></p>  <p>Outer Corner Connector            SKU : 7973            EAN : 3800157652919            Box Qty: 27 PCS</p>
<p><b>NEW</b></p>  <p>Cross Connector            SKU : 7974            EAN : 3800157652926            Box Qty: 36 PCS</p>	<p><b>NEW</b></p>  <p>T Type Connector            SKU : 7975            EAN : 3800157652933            Box Qty: 36 PCS</p>	<p><b>NEW</b></p>  <p>Pendant Track Rail Accessory            SKU : 7977            EAN : 3800157652957            Box Qty: 150 PCS</p>	<p><b>NEW</b></p>  <p>Track Cover            SKU : 7978            EAN : 3800157652964            Box Qty: 200 PCS</p>
<p><b>NEW</b></p>  <p>Live End Connector            SKU : 7979            EAN : 3800157652971            Box Qty: 200 PCS</p>	<p><b>NEW</b></p>  <p>Transformer            SKU : 11144      Watts : 100w            EAN : 3800157652988      Input : AC:86-265V,50/60Hz            Box Qty: 30 PCS      Current: 4.16A               Output: DC:24V</p>		<p><b>NEW</b></p>  <p>Transformer            SKU : 11145      Watts : 200w            EAN : 3800157652995      Input : AC:86-265V,50/60Hz            Box Qty: 30 PCS      Current: 8.33A               Output: DC:24V</p>



# LED TRACK LIGHTS

Color has a massive influence on purchasing decisions and setting the mood in any room. Our innovative LED track lights are the premiere choice for retail lighting with Samsung's state-of-the-art COB technology.

The >90 CRI rating of these track lights provide vivid colors, highly enhancing any product's appeal to consumers. Single and 4-linear track lights are included in this new generation of track lights from V-TAC.

## APPLICATION

Ideal for lighting applications in residential, commercial, and hospitality locations.





## KEY FEATURES

- Saves 80% energy
- No Ultraviolet or Infrared Rays
- Totally flexible, Compact & Adjustable design
- No Lead or Mercury content hence environment friendly
- Provides Uniform Radiance & Enhances appeal of any environment.
- Enhances measurable levels of performance as compared to older versions of high wattage halogen & HID light sources in retail & Commercial Lighting applications.

**NEW**

**5** YEAR  
WARRANTY\*

## LED TRACKLIGHTS

### Linear Tracklights

Experience true colours through our LED Linear Tracklights efficient set of track lights with CRI >90, UGR<19 and flicker free. The latest LED technology from Samsung, and five years of warranty.

- 30,000 hrs Lifespan
- 30° Beam Angle
- AC:220-240V,50Hz
- Flicker Free
- High CRI of > 90
- Aluminum Body
- UGR<19

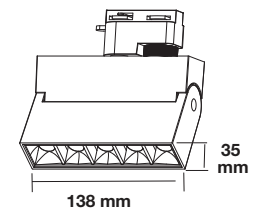


**UGR<19**



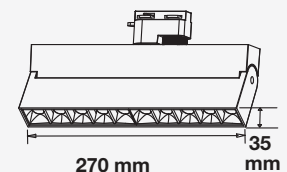
MODEL	WATTS	LUMENS	PF	CRI	BOX QTY.	BEAM ANGLE
VT-416-B	12W	960	>0.5	>90	40 pcs	30°

SKU: 20000 | 2700K WARM WHITE  
SKU: 20001 | 4000K DAY WHITE



MODEL	WATTS	LUMENS	PF	CRI	BOX QTY.	BEAM ANGLE
VT-431-B	25W	2000	>0.9	>90	20 pcs	30°

SKU: 20006 | 2700K WARM WHITE  
SKU: 20007 | 4000K DAY WHITE





**NEW**

**5** YEAR  
WARRANTY\*

## LED TRACKLIGHTS

### Linear Tracklights

Experience true colours through our LED Linear Tracklights efficient set of track lights with CRI >90, UGR<19 and flicker free. The latest LED technology from Samsung, and five years of warranty.

- 30,000 hrs Lifespan
- 30° Beam Angle
- AC:220-240V,50Hz
- Flicker Free
- High CRI of > 90
- Aluminum Body
- UGR<19

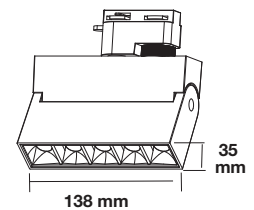


**UGR<19**



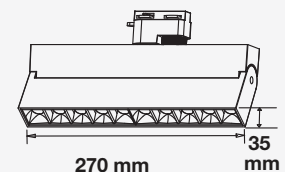
MODEL	WATTS	LUMENS	PF	CRI	BOX QTY.	BEAM ANGLE
VT-416-W	12W	960	>0.5	>90	40 pcs	30°

SKU: 20003 | 2700K WARM WHITE  
SKU: 20004 | 4000K DAY WHITE



MODEL	WATTS	LUMENS	PF	CRI	BOX QTY.	BEAM ANGLE
VT-431-W	25W	2000	>0.9	>90	20 pcs	30°

SKU: 20009 | 2700K WARM WHITE  
SKU: 20010 | 4000K DAY WHITE



## LED TRACKLIGHTS

### 4 Line Tracklights-Black Body

A complete range of durable 7w to 20w 4-line LED track lights with aluminum body equipped with LED Chip by Samsung. These COB LEDs are also renowned for its high-CRI rating, perfect for retail lighting. Available in a stylish, ebony black finish.

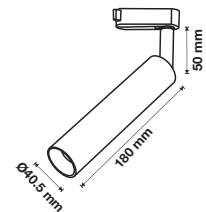
**5** YEAR  
**WARRANTY\***

- **COB LED Type**
- **30,000 hrs Lifespan**
- **24° Beam Angle**
- **AC:220-240V,50Hz**
- **High CRI of > 90**
- **Aluminum Body**



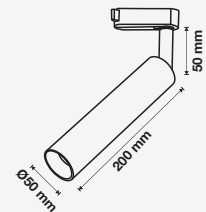
MODEL	WATTS	LUMENS	PF	CRI	BOX QTY.	BEAM ANGLE
VT-407-B	7w	420	>0.5	>90	40 pcs	24°

- SKU: 353 | 3000K WARM WHITE
- SKU: 354 | 4000K DAY WHITE
- SKU: 355 | 5000K WHITE



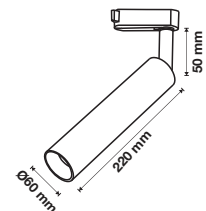
MODEL	WATTS	LUMENS	PF	CRI	BOX QTY.	BEAM ANGLE
VT-415-B	15w	1050	>0.5	>90	40 pcs	24°

- SKU: 359 | 3000K WARM WHITE
- SKU: 360 | 4000K DAY WHITE
- SKU: 361 | 5000K WHITE



MODEL	WATTS	LUMENS	PF	CRI	BOX QTY.	BEAM ANGLE
VT-420-B	20w	1400	>0.9	>90	40 pcs	24°

- SKU: 365 | 3000K WARM WHITE
- SKU: 366 | 4000K DAY WHITE
- SKU: 367 | 5000K WHITE



## LED TRACKLIGHTS

### 4 Line Tracklights-White Body

A complete range of durable 7w to 20w 4-line LED track lights with aluminum body equipped with LED Chip by Samsung. These COB LEDs are also renowned for its high-CRI rating, perfect for retail lighting. Available in a stylish, clean white finish.

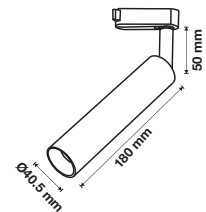
**5** YEAR  
**WARRANTY\***

- **COB LED Type**
- **30,000 hrs Lifespan**
- **24° Beam Angle**
- **AC:220-240V,50Hz**
- **High CRI of > 90**
- **Aluminum Body**



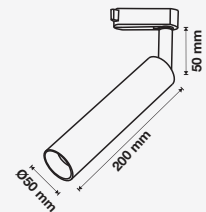
MODEL	WATTS	LUMENS	PF	CRI	BOX QTY.	BEAM ANGLE
VT-407-W	7w	490	>0.5	>90	40 pcs	24°

- SKU: 350 | 3000K WARM WHITE
- SKU: 351 | 4000K DAY WHITE
- SKU: 352 | 5000K WHITE



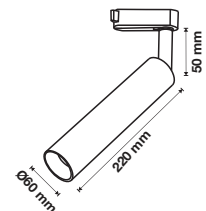
MODEL	WATTS	LUMENS	PF	CRI	BOX QTY.	BEAM ANGLE
VT-415-W	15w	1200	>0.5	>90	40 pcs	24°

- SKU: 356 | 3000K WARM WHITE
- SKU: 357 | 4000K DAY WHITE
- SKU: 358 | 5000K WHITE



MODEL	WATTS	LUMENS	PF	CRI	BOX QTY.	BEAM ANGLE
VT-420-W	20w	1600	>0.9	>90	40 pcs	24°

- SKU: 362 | 3000K WARM WHITE
- SKU: 363 | 4000K DAY WHITE
- SKU: 364 | 5000K WHITE



**NEW**

**5** YEAR  
**WARRANTY\***

## LED TRACKLIGHTS

### 4 line Tracklights-Black Body

Experience true colours through our LED Tracklights efficient set of track lights with CRI >90, the latest LED technology from Samsung, and five years of warranty.

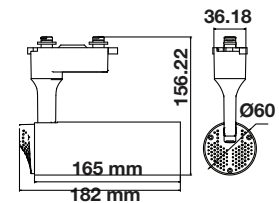
- **COB LED Type**
- **30,000 hrs Lifespan**
- **24° Beam Angle**
- **AC:220-240V,50Hz**
- **PF: >0.9**
- **High CRI of > 90**
- **Aluminum Body**



MODEL	WATTS	LUMENS	PF	CRI	BOX QTY.	BEAM ANGLE
VT-418	18w	1260	>0.9	>90	20 pcs	24°

SKU: 939 | 3000K WARM WHITE

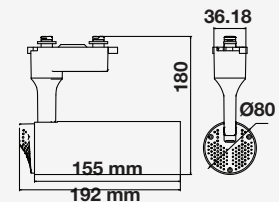
SKU: 940 | 4000K DAY WHITE



MODEL	WATTS	LUMENS	PF	CRI	BOX QTY.	BEAM ANGLE
VT-430	30w	2100	>0.9	>90	20 pcs	24°

SKU: 941 | 3000K WARM WHITE

SKU: 942 | 4000K DAY WHITE



## LED TRACKLIGHTS

### LED Shutter Tracklights

These durable 4-line LED track lights are equipped with shutters for flexibility — easily adjust them to achieve desired beam angle. These COB LEDs are also renowned for its high-CRI rating, perfect for retail lighting. Available in white and black body.

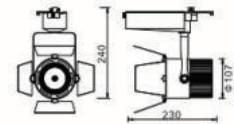
- **COB LED Type**
- **30,000 hrs Lifespan**
- **24°-60° Adjustable**
- **AC:220-240V,50Hz**
- **High CRI of > 90**
- **Aluminum Body**



**5** YEAR  
**WARRANTY\***

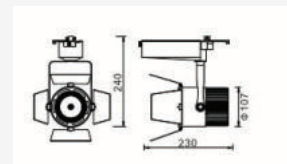
MODEL	WATTS	LUMENS	PF	CRI	BOX QTY.	BEAM ANGLE
VT-433-B	33w	2640	>0.9	>90	8 pcs	24°-60° Adjustable

- SKU: 371 | 3000K WARM WHITE
- SKU: 372 | 4000K DAY WHITE
- SKU: 373 | 5000K WHITE



MODEL	WATTS	LUMENS	PF	CRI	BOX QTY.	BEAM ANGLE
VT-433-W	33w	2640	>0.9	>90	8 pcs	24°-60° Adjustable

- SKU: 368 | 3000K WARM WHITE
- SKU: 369 | 4000K DAY WHITE
- SKU: 370 | 5000K WHITE





## LED BULKHEAD LIGHTS

V-TAC's LED Bulkhead range is inclusive of IP65-rated 2D bulkheads made of state-of-the-art polycarbonate resins for a premium water and dustproof surface-mounted luminaire.

Each model has powerful combinations of two useful features: the emergency battery backup and the microwave sensor with 120°D detection angle. Together with the new elegant designs, this luminaire's highlight is its competitive outdoor effectiveness in efficiency and security.

## APPLICATION

Ideal for lighting applications in residential, commercial, and hospitality locations.





## KEY FEATURES

- Four-options available: 3-in-1 2D Bulkhead with Emergency Battery Back-up & Microwave Sensor, 2D Bulkhead with Emergency Battery Back-up only, 2D Bulkhead with Microwave Sensor only, and stand-alone 2D Bulkhead with 5-years warranty
- Built-in power eliminates the need for an external power supply
- IP65 and strong PC covers for durability
- 3-hour Emergency Operation Time
- Microwave sensors: up to 10m detection
- upto 30,000hr lifespan
- Fully compatible with daylight sensors
- Equipped with a green LED charging indicator
- Suitable for open areas constantly exposed to dust and moisture like parking lots, corridors, airports, and malls.



**Microwave  
Sensor**



**Emergency  
Battery Backup**



**Bulkhead  
Emergency  
Battery Backup  
Microwave Sensor**

**NEW**


## CCT BULKHEAD

EMERGENCY  
BATTERY  
BACKUP 

  
MICROWAVE  
SENSOR

**31** IN EMERGENCY BATTERY BACKUP  
MICROWAVE SENSOR

 **IP65**  
RATING

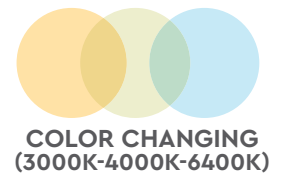


# LED BULKHEAD

## CCT Adjustable

A new addition to our Dome Light Lights series, V-TAC's new CCT Bulkhead are re-designed with a sleeker, more compact built for a modern look – perfect lighting for outdoor areas in residential, business, and industrial zones.

- SMD LED Chip
- AC:200-240V,50/60Hz
- 30,000 hrs Lifespan
- 120° Beam Angle
- PC Body
- CRI >80
- PF >0.5
- IP65

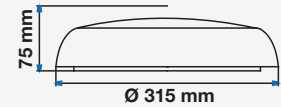




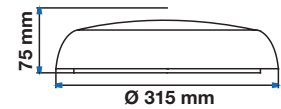
## CCT Bulkhead

Our resilient IP65 CCT Bulkhead make a good choice for outdoor residential, business, and industrial areas that need constant lighting since they can withstand weather and dust.

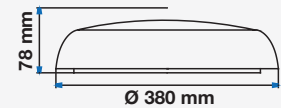
MODEL	WATTS	LUMENS	BOX QTY.	SKU: 20088   3IN1
VT-14	14w	1400	10 pcs	UNIT COLOR: WHITE



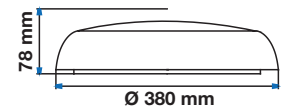
MODEL	WATTS	LUMENS	BOX QTY.	SKU: 20092   3IN1
VT-14-CH	14w	1400	10 pcs	UNIT COLOR: CHROME



MODEL	WATTS	LUMENS	BOX QTY.	SKU: 20093   3IN1
VT-24	20w	1850	10 pcs	UNIT COLOR: WHITE



MODEL	WATTS	LUMENS	BOX QTY.	SKU: 20097   3IN1
VT-24-CH	20w	1850	10 pcs	UNIT COLOR: CHROME



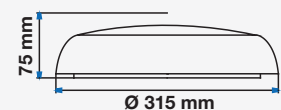
## CCT Bulkhead with Emergency Battery



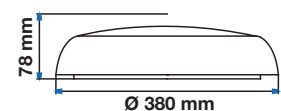
- AC:200-240V,50/60Hz
- 30,000 hrs Lifespan
- 120° Beam Angle
- PC Body
- Emergency Operation Time:>3 Hours
- Emergency Standby Watts:>1.5W
- Battery Charging Current:60mA
- Battery Discharging Current:200mA
- Battery Type:Ni-CD, 9.6V 1.0Ah
- Charging Indication:Green LED
- Including Test Button, Battery Protection circuit & Inhibiting Mode

**3** YEAR  
WARRANTY\*

MODEL	WATTS	LUMENS	BOX QTY.	SKU: 20090   3IN1
VT-14SE	14w	1400	10 pcs	UNIT COLOR: WHITE



MODEL	WATTS	LUMENS	BOX QTY.	SKU: 20095   3IN1
VT-24SE	20w	1850	10 pcs	UNIT COLOR: WHITE



## SLIM DOME LIGHTS

## CCT Bulkhead with Sensor

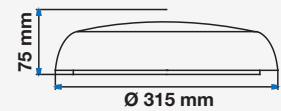


This range of CCT Bulkhead are recommended for purposes of increasing security in garages, walkways, and parking areas. With competitive detection range and dimmable functions, these Dome Lights exhibit exceptional performance in outdoor security lighting.

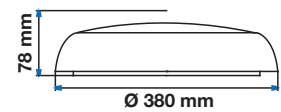
- **AC:200-240V,50/60Hz**
- **30,000 hrs Lifespan**
- **120° Beam Angle**
- **PC Body**
- **Detection Angle:Ceiling/Wall Mounted-360°/120°**
- **Detection Distance:3-6M, 6-10M Optional**
- **Detection Range:Max DI 0M\*6M**
- **Hold Time:5s,90s,5min,10min customized**
- **Daylight Sensor:Day,2lux,10lux,50lux optional**
- **Dimmable Function:Yes,0%,10%,20%,30% optional**
- **Standby period:0s,10s,10min optional**
- **Manual Override:Available by dial switch**
- **Detection Motion Speed:0.5-3m/s**

**5** YEAR WARRANTY\*

MODEL	WATTS	LUMENS	BOX QTY.	SKU: 20089   3IN1 UNIT COLOR: WHITE
VT-14SS	14w	1400	10 pcs	



MODEL	WATTS	LUMENS	BOX QTY.	SKU: 20094   3IN1 UNIT COLOR: WHITE
VT-24SS	20w	1850	10 pcs	



Changeable cover and rim options available



**Chrome Rim For 14W**

SKU: 11230



**Eyelid Half Cover For 14W**

SKU: 11225



**Chrome Rim For 20W**

SKU: 11231

# CCT Bulkhead with Emergency Battery+Sensor

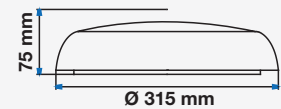
**3in1** Bulkhead  
Emergency Battery Backup  
Microwave Sensor

Our 3-in-1 CCT Bulkhead range is equipped with the complete package for a remarkable and reliable indoor/outdoor emergency and security lighting. With reliable Ni-Cd emergency battery back up, advanced microwave sensor, and optional dimmable functions, this range has impressive lighting abilities to make outdoor locations of residential, business, and industrial areas safer and easier to navigate.

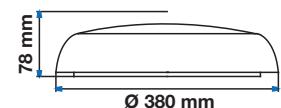
- AC:200-240V,50/60Hz
- 30,000 hrs Lifespan
- 120° Beam Angle
- PC Body
- Emergency Operation Time:>3 Hours
- Emergency Standby Watts:>1.5W
- Battery Charging Current:60mA
- Battery Discharging Current:200mA
- Battery Type:Ni-CD, 9.6V 1.0Ah
- Charging Indication:Green LED
- Including,Test Button, Battery Protection circuit & Inhibiting Mode
- Detection Angle:Ceiling/Wall Mounted-360°/120°
- Detection Distance:3-6M, 6-10M Optional
- Detection Range:Max D10M\*6M
- Hold Time:5s,90s,5min,10min customized
- Daylight Sensor:Day,2lux,10lux,50lux optional
- Dimmable Function:Yes,0%,10%,20%,30% optional
- Stand-by period:0s,10s,10min optional
- Manual Override:Available by dial switch
- Detection Motion Speed:0.5-3m/s

**3** YEAR WARRANTY\*

MODEL	WATTS	LUMENS	BOX QTY.	SKU: 20091   3IN1
VT-14SES	14w	1400	10 pcs	UNIT COLOR: WHITE



MODEL	WATTS	LUMENS	BOX QTY.	SKU: 20096   3IN1
VT-24SES	20w	1850	10 pcs	UNIT COLOR: WHITE



2D BULKHEAD

EMERGENCY  
BATTERY  
BACKUP 

  
MICROWAVE  
SENSOR

**31** IN   
EMERGENCY BATTERY BACKUP  
  
MICROWAVE SENSOR

 **IP65**  
RATING



# LED DOME LIGHTS

## 2D Bulkhead

Our resilient IP65 LED bulkheads make a good choice for outdoor residential, business, and industrial areas that need constant lighting since they can withstand weather, dust, and vandalism.

- SMD LED Chip
- AC:200-240V,50/60Hz
- 30,000 hrs Lifespan
- 120° Beam Angle
- PC Body
- CRI >80
- IP65

**5** YEAR  
WARRANTY\*

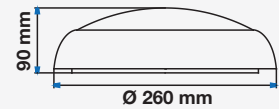


 **IK08**  
RATING

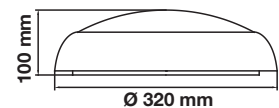
## 2D Bulkhead

Our resilient IP65 LED bulkheads make a good choice for outdoor residential, business, and industrial areas that need constant lighting since they can withstand weather, dust, and vandalism.

MODEL	WATTS	LUMENS	BOX QTY.	SKU: 815   4000K DAY WHITE
VT-08	8w	720	10 pcs	



MODEL	WATTS	LUMENS	BOX QTY.	SKU: 801   4000K DAY WHITE SKU: 802   6400K WHITE
VT-15	15w	1400	10 pcs	



## 2D Bulkhead with Emergency Battery Backup

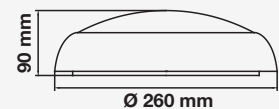


These IP65 LED bulkheads are equipped with Ni-Cad batteries that automatically charges while in use. These fixtures can operate up to three (3) hrs on emergency situations.

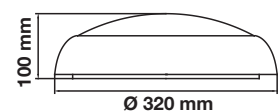
- **AC:200-240V,50/60Hz**
- **>1.2 Watts Emergency Standby Watts**
- **60mA Battery Charging Current**
- **200mA Battery Discharging Current**
- **Ni-CD AA, 7.2V 1.0Ah Battery Type**
- **Green LED Charging indicate**
- **Including battery protection circuit & inhibiting mode**
- **PC Body type**
- **>3 hrs Emergency Operation time**
- **SMD LED Type**
- **30,000 hrs Lifespan**

**3** YEAR  
WARRANTY\*

MODEL	WATTS	LUMENS	BOX QTY.	SKU: 816   4000K DAY WHITE
VT-11	10w	720	10 pcs	



MODEL	WATTS	LUMENS	BOX QTY.	SKU: 806   4000K DAY WHITE
VT-17	17w	1400	10 pcs	



## 2D Bulkhead with Sensor



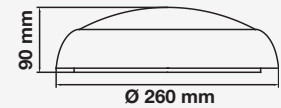
This range of LED bulkheads are recommended for purposes of increasing security in garages, walkways, and parking areas. With competitive detection range and dimmable functions, these bulkheads exhibit exceptional performance in outdoor security lighting.

- **AC:200-240V,50/60Hz**
- **120° / 360° Detection Angle**
- **3m, 5m, 8m, 10m (optional) Detection Distance**
- **Max D10Mx4M Detection Range**
- **10S, 1min, 5min, 10min customized Hold Time**
- **Day, 10Lux, 30Lux, 50Lux optional Day light Sensor**
- **Yes, 0, 10%, 20%, 30% optional Dimmable Function**
- **0.5~3m/s Detection Motion Speed**
- **PC Body type**
- **>3 hrs Emergency Operation time**
- **SMD LED Type**
- **30,000 hrs Lifespan**

**5** YEAR WARRANTY\*

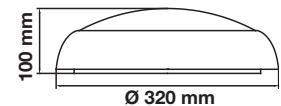
MODEL	WATTS	LUMENS	BOX QTY.
VT-09	8w	720	10 pcs

SKU: 818 | 4000K DAY WHITE



MODEL	WATTS	LUMENS	BOX QTY.
VT-16	15w	1400	10 pcs

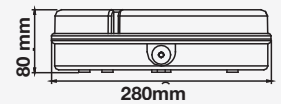
SKU: 803 | 3000K WARM WHITE  
SKU: 804 | 4000K DAY WHITE  
SKU: 805 | 6400K WHITE



MODEL	WATTS	LUMENS	BOX QTY.
VT-22	15w	1450l	10 pcs

SKU: 819 | 4000K DAY WHITE

 **VANDAL-PROOF**





## 2D Bulkhead with Emergency Battery Backup and Sensor

**3in1** Bulkhead  
 Emergency Battery Backup  
 Microwave Sensor

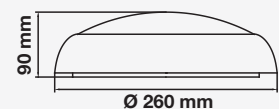
Our 3-in-1 LED bulkhead range is equipped with the complete package for a remarkable and reliable indoor/outdoor emergency and security lighting. With reliable Ni-Cad emergency battery back up, advanced microwave sensor, and optional dimmable functions, this range has impressive lighting abilities to make outdoor locations of residential, business, and industrial areas safer and easier to navigate.

- **AC:200-240V,50/60Hz**
- **>1.2 Watts Emergency Standby Watts**
- **60mA Battery Charging Current**
- **200mA Battery Discharging Current**
- **Ni-CD AA, 7.2V 1.0Ah Battery Type**
- **Green LED Charging indicate**
- **Including battery protection circuit & inhibiting mode**
- **120° / 360° Detection Angle**
- **Yes, 0, 10%, 20%, 30% optional Dimmable Function**
- **0.5~3m/s Detection Motion Speed**
- **PC Body type**
- **>3 hrs Emergency Operation time**
- **SMD LED Type**
- **3m, 5m, 8m, 10m (optional) Detection Distance**
- **30,000 hrs Lifespan**

**3** YEAR  
**WARRANTY\***

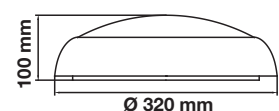
MODEL	WATTS	LUMENS	BOX QTY.
VT-12	10w	720	10 pcs

SKU: 817 | 4000K DAY WHITE



MODEL	WATTS	LUMENS	BOX QTY.
VT-19	17w	1400	10 pcs

SKU: 812 | 4000K DAY WHITE



EMERGENCY  
BATTERY  
BACKUP 

  
MICROWAVE  
SENSOR

**31** IN   
EMERGENCY BATTERY BACKUP  
  
MICROWAVE SENSOR

 **IP65**  
RATING



# SLIM DOMELIGHT

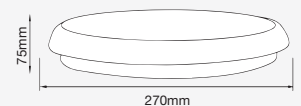
A new addition to our Dome Light Lights series, V-TAC's new Slim IP65 LED Dome Lights are re-designed with a sleeker, more compact built for a modern look – perfect lighting for outdoor areas in residential, business, and industrial zones.

## Slim Domelight

- AC:220-240V,50/60Hz
- 110° Beam Angle
- SMD LED chip type
- Body Material - PC
- 30,000 Life Hours
- CRI >80
- IP Rating IP65

**5** YEAR  
WARRANTY\*

MODEL	WATTS	LUMENS	BOX QTY.	SKU: 935   3000K WARM WHITE
VT-12S	12w	1440	10 pcs	SKU: 820   4000K DAY WHITE
				SKU: 936   6400K DAY WHITE





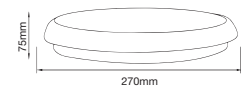
## Slim Domelight with Emergency Backup

- AC:220-240V,50/60Hz
- 110° Beam Angle
- SMD LED chip type
- Body Material - PC
- 30,000 Life Hours
- CRI >80
- IP Rating IP65
- > 3 Hours emergency operation time
- Battery type -Ni-Cd 9.6V,1.0Ah
- Battery Charging Current - 60mA
- Battery Discharge Current - 200mA

**3** YEAR WARRANTY\*

 **Emergency Battery Backup**

MODEL	WATTS	LUMENS	BOX QTY.	SKU: 822   4000K DAY WHITE
VT-12SE	14w	1440	10 pcs	



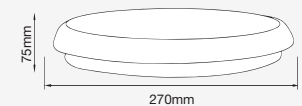
## Slim Domelight with Sensor

- AC:220-240V,50/60Hz
- 110° Beam Angle
- SMD LED chip type
- Body Material - PC
- 30,000 Life Hours
- CRI >80
- IP Rating IP54
- Microwave Sensor
- 3-6m detection distance
- 10mx6m detection range
- 360°Ceiling/120°Wall Mounted
- Detection Motion Speed - 0.5-3m/s
- Hold Time - 30s, 40s, 50s customized
- Daylight sensor -Day, 2lux, 10lux, 50lux optional
- Dimmable - Yes, 0, 10%,20% optional
- Manual Override by dial switch
- Stand by period - 0s, 10s, 10m optional

**5** YEAR WARRANTY\*

 **Microwave Sensor**

MODEL	WATTS	LUMENS	BOX QTY.	SKU: 937   3000K WARM WHITE SKU: 821   4000K DAY WHITE SKU: 938   6400K DAY WHITE
VT-12SS	12w	1440	10 pcs	



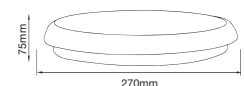
## Slim Domelight with Emergency+Sensor

- AC:220-240V,50/60Hz
- 110° Beam Angle
- SMD LED chip type
- Body Material - PC
- 30,000 Life Hours
- CRI >80
- IP Rating IP54
- > 3 Hours emergency operation time
- Battery type -Ni-Cd 9.6V,1.0Ah
- Battery Charging Current - 60mA
- Battery Discharge Current - 200mA
- Microwave Sensor
- 3-6m detection distance
- 10mx6m detection range
- 360°Ceiling/120°Wall Mounted
- 0.5-3m/s detection motion speed
- 30s, 40s, 50s customized (time delay)
- Daylight sensor -Day: 7-20LUX
- Dimmable - Yes, 0, 10%,20% optional
- Manual Override
- Standby - 0s, 10s, 10m optional

**3** YEAR WARRANTY\*

 **3in1**  
Bulkhead  
Emergency Battery Backup  
Microwave Sensor

MODEL	WATTS	LUMENS	BOX QTY.	SKU: 823   4000K DAY WHITE
VT-12SES	14w	1440	10 pcs	





## Bulkhead CCT Changeable With Switch

Our resilient IP65 LED bulkheads make a good choice for outdoor residential, business, and industrial areas that need constant lighting since they can withstand weather, dust. This new model has an easy switch for colour temperature tuning to achieve any lighting mood in any room. No need to worry about which colour temperature for any room when you can have it all – readily available with just a flick of a switch.

- AC:200-240V,50/60Hz
- CRI >80
- 30,000 Life Hours
- 120° Beam Angle
- PC Material
- Built in Switch for CCT Changing

### EASY TOGGLE SWITCH



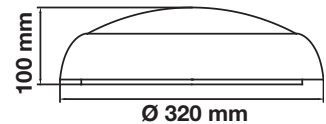
3000K 4000K 6400K

EASY ACCESS FOR  
 COLOR CHANGING  
 WITH BUTTON



MODEL	WATTS	LUMENS	BOX QTY.
VT-2-17	15w	1400	10 pcs

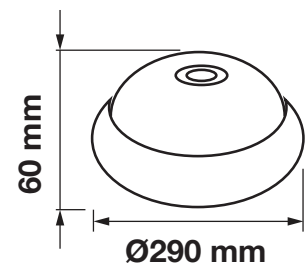
SKU: 20016 | 3 IN 1





## Domelight - Sensor

- Input: AC: 110-240V, 50/60Hz
- 120° Beam Angle
- 20,000 Hours
- SMD LED Chip
- CRI >80
- 3 year warranty
- Detection Distance - 6m Max
- Detection Range - 360°
- Time Delay - Min-10sec±3sec, Max-3min±30sec
- Detection motion Speed - 0.6-1.5m/s
- Ambient Light - <3-2000lux(adjustable)
- Instant start
- IP20 Rating



MODEL	WATTS	LUMENS	BOX QTY.
VT-13	12w	800	10 pcs

SKU: 807 | 3000K WARM WHITE  
 SKU: 808 | 4000K DAY WHITE  
 SKU: 809 | 6400K WHITE

NEW

**V-TAC**<sup>®</sup>  
GENERATION



120  
LM/WATT

## Ceiling Light-Round

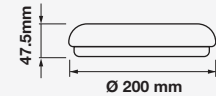
- AC:100-240V,50/60Hz
- IP Rating:IP44
- CRI:>80
- Warranty:3 Years
- 110° Beam Angle
- Body Type: PC

**3** YEAR  
WARRANTY\*



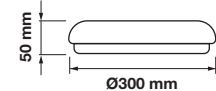
MODEL	WATTS	LUMENS	BOX QTY.
VT-8033RD	15w	1800	20 pcs

SKU: 13889 | 3000K WARM WHITE  
SKU: 55669 | 4000K DAY WHITE  
SKU: 13899 | 6500K WHITE



MODEL	WATTS	LUMENS	BOX QTY.
VT-8066RD	25w	3000	10 pcs

SKU: 13929 | 3000K WARM WHITE  
SKU: 13939 | 4000K DAY WHITE  
SKU: 13949 | 6500K WHITE



NEW

**V-TAC**<sup>®</sup>  
GENERATION



120  
LM/WATT

## Ceiling Light-Square

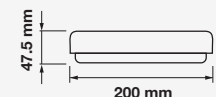
- AC:100-240V,50/60Hz
- IP Rating:IP44
- CRI:>80
- Warranty:3 Years
- 110° Beam Angle
- Body Type: PC

**3** YEAR  
WARRANTY\*



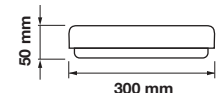
MODEL	WATTS	LUMENS	BOX QTY.
VT-8033SQ	15w	1800	20 pcs

SKU: 13909 | 3000K WARM WHITE  
SKU: 55679 | 4000K DAY WHITE  
SKU: 13919 | 6500K WHITE



MODEL	WATTS	LUMENS	BOX QTY.
VT-8066SQ	25w	3000	10 pcs

SKU: 13959 | 3000K WARM WHITE  
SKU: 13969 | 4000K DAY WHITE  
SKU: 13979 | 6500K WHITE





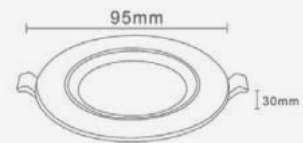
## Reflector Downlight

Our new reflector downlights feature a quick connector for easy wiring and installation. The beam angle direction can be also be easily adjusted by tilting the downlight itself.

- **Adjustable Angle**
- **AC:85-265V,50/60Hz**
- **Body type Aluminium**
- **120° Beam Angle**
- **LED (COB chip) provided by Samsung**
- **CRI >80**

MODEL	WATTS	LUMENS	BOX QTY.
VT-2-10	10w	900	40 pcs

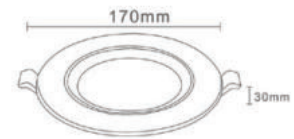
SKU: 839 | 3000K WARM WHITE  
 SKU: 840 | 4000K DAY WHITE  
 SKU: 841 | 6400K WHITE



Cutting Size:  $\varnothing$ 80mm

MODEL	WATTS	LUMENS	BOX QTY.
VT-2-20	20w	1600	20 pcs

SKU: 842 | 3000K WARM WHITE  
 SKU: 843 | 4000K DAY WHITE  
 SKU: 844 | 6400K WHITE



Cutting Size:  $\varnothing$ 145 mm

MODEL	WATTS	LUMENS	BOX QTY.
VT-2-30	30w	2400	10 pcs

SKU: 845 | 3000K WARM WHITE  
 SKU: 846 | 4000K DAY WHITE  
 SKU: 832 | 6400K WHITE



Cutting Size:  $\varnothing$ 195 mm




UGR <19



12°  
Narrow Beam Angle

38°  
Narrow Beam Angle



## Reflector Downlight

Introducing V-TAC's LED reflector downlights — available in 12° & 38° beam angles & CRI rating of >90, to achieve any residential, retail, or hospitality lighting need.

- 30,000 Life Hours
- Input Voltage - AC:220-240V,50Hz
- Body Material - Aluminium
- Includes Quick Connector for easy wiring



MODEL  
VT-2-04

12°

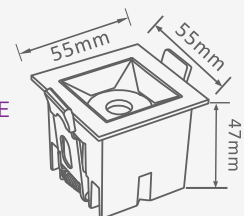
SKU: 972 | 2700K WARM WHITE  
SKU: 971 | 4000K DAY WHITE  
SKU: 970 | 5700K WHITE

WATTS	LUMENS	BOX QTY.
4w	320	100 pcs

MODEL  
VT-2-04-1

38°

SKU: 987 | 2700K WARM WHITE  
SKU: 986 | 4000K DAY WHITE  
SKU: 985 | 5700K WHITE



Cutting Size



MODEL  
VT-2-12

12°

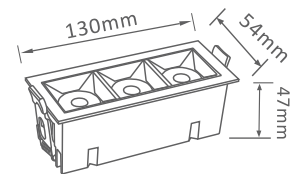
SKU: 975 | 2700K WARM WHITE  
SKU: 974 | 4000K DAY WHITE  
SKU: 973 | 5700K WHITE

WATTS	LUMENS	BOX QTY.
12w	960	50 pcs

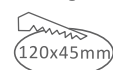
MODEL  
VT-2-12-1

38°

SKU: 990 | 2700K WARM WHITE  
SKU: 989 | 4000K DAY WHITE  
SKU: 988 | 5700K WHITE



Cutting Size





MODEL  
**VT-2-16**

**12°**

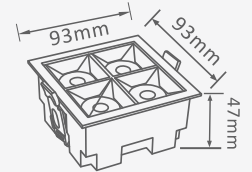
SKU: 978 | 2700K WARM WHITE  
 SKU: 977 | 4000K DAY WHITE  
 SKU: 976 | 5700K WHITE

WATTS	LUMENS	BOX QTY.
<b>16w</b>	<b>1280</b>	<b>50 pcs</b>

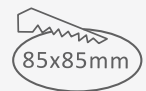
MODEL  
**VT-2-16-1**

**38°**

SKU: 993 | 2700K WARM WHITE  
 SKU: 992 | 4000K DAY WHITE  
 SKU: 991 | 5700K WHITE



Cutting Size



MODEL  
**VT-2-21**

**12°**

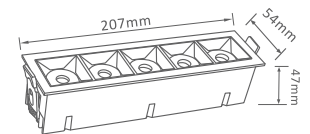
SKU: 981 | 2700K WARM WHITE  
 SKU: 980 | 4000K DAY WHITE  
 SKU: 979 | 5700K WHITE

WATTS	LUMENS	BOX QTY.
<b>20w</b>	<b>1600</b>	<b>20 pcs</b>

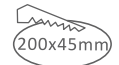
MODEL  
**VT-2-21-1**

**38°**

SKU: 996 | 2700K WARM WHITE  
 SKU: 995 | 4000K DAY WHITE  
 SKU: 994 | 5700K WHITE



Cutting Size



MODEL  
**VT-2-36**

**12°**

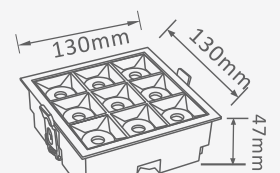
SKU: 984 | 2700K WARM WHITE  
 SKU: 983 | 4000K DAY WHITE  
 SKU: 982 | 5700K WHITE

WATTS	LUMENS	BOX QTY.
<b>36w</b>	<b>2880</b>	<b>20 pcs</b>

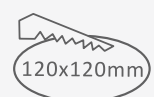
MODEL  
**VT-2-36-1**

**38°**

SKU: 999 | 2700K WARM WHITE  
 SKU: 998 | 4000K DAY WHITE  
 SKU: 997 | 5700K WHITE




Cutting Size



**SAMSUNG  
LED**

**Illuminated**

**5  
YEAR  
WARRANTY\***



## Reflector Downlight - Black Housing

Introducing V-TAC's LED reflector downlights with black housing—available in 10w, 20w & 30w & CRI rating of >80, to achieve any residential, retail, or hospitality lighting need.

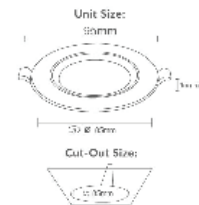
- AC:85-265V,50/60Hz
- CRI >80
- 30,000 Life Hours
- 120° Beam Angle
- 85% Energy Saving

MODEL  
VT-2-13

**NEW**

SKU: 20051 | 3000K WARM WHITE  
SKU: 20052 | 4000K DAY WHITE  
SKU: 20053 | 6400K WHITE

WATTS	LUMENS	BOX QTY.
10w	800	40 pcs

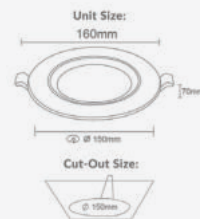


MODEL  
VT-2-23

**NEW**

SKU: 20054 | 3000K WARM WHITE  
SKU: 20055 | 4000K DAY WHITE  
SKU: 20056 | 6400K WHITE

WATTS	LUMENS	BOX QTY.
20w	1600	20 pcs

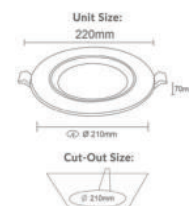


MODEL  
VT-2-33

**NEW**

SKU: 20057 | 3000K WARM WHITE  
SKU: 20058 | 4000K DAY WHITE  
SKU: 20059 | 6400K WHITE

WATTS	LUMENS	BOX QTY.
30w	2400	10 pcs





**SAMSUNG  
LED**

**Illuminated**

**5 YEAR  
WARRANTY\***



## LED Downlight

Our new reflector downlights feature adjustable beam angle direction. CRI rating of >90, to achieve any residential, retail, or hospitality lighting need.

- Adjustable Angle
- AC:220-240V,50/60Hz
- 24° Beam Angle
- IP20
- 30,000 Life Hours

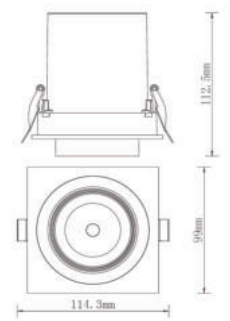


**VT-419**

**NEW**

SKU: 20049 | 4000K DAY WHITE

WATTS	LUMENS	BOX QTY.
18w	1450	20 pcs

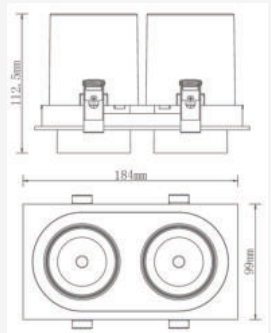


**VT-436**

**NEW**

SKU: 20050 | 4000K DAY WHITE

WATTS	LUMENS	BOX QTY.
2x18w	2900	10 pcs





**5** YEAR  
 WARRANTY\*

## Fire Rated Downlight

Our new Fire-Rated Spotlight Fittings are available in Chrome, Nickel, and White finish. With 3000K, 4000K and 6400K CCT options, built with Aluminium alloy and iron. Efficient replacement for traditional downlight fittings.

- 70° Beam Angle
- IP rating IP65
- Iron+Aluminium Alloy
- CRI >80
- LED provided by Samsung
- 30,000 Hours



**30-60-90 MIN**  
**Fire Rated**



**QUICK**  
 CONNECTOR



**DIMMABLE**  
 LIGHT CONTROL

MODEL	WATTS	LUMENS	COLOR	BOX QTY.	SKU: 8175   3000K WARM WHITE
VT-885-C	5w	500	Chrome	60 pcs	SKU: 8176   4000K DAY WHITE SKU: 8180   6400K WHITE



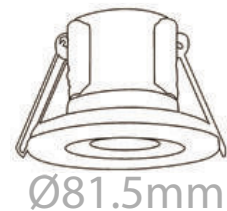
Cutting Size: Ø57mm

MODEL	WATTS	LUMENS	COLOR	BOX QTY.	SKU: 8173   3000K WARM WHITE
VT-885-N	5w	500	Nickel	60 pcs	SKU: 8174   4000K DAY WHITE SKU: 8179   6400K WHITE



Cutting Size: Ø57mm

MODEL	WATTS	LUMENS	COLOR	BOX QTY.	SKU: 8177   3000K WARM WHITE
VT-885-W	5w	500	White	60 pcs	SKU: 8178   4000K DAY WHITE SKU: 8181   6400K WHITE



Cutting Size: Ø57mm

## Fire Rated Downlight-3PC Pack



**30-60-90 MIN**  
**Fire Rated**

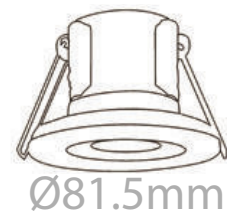


**QUICK**  
**CONNECTOR**



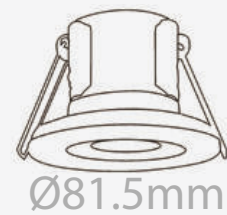
**DIMMABLE**  
**LIGHT CONTROL**

MODEL	WATTS	LUMENS	COLOR	BOX QTY.	SKU: 8874   3000K WARM WHITE
VT-885-C	5w	500	Chrome	20 pcs	SKU: 8875   4000K DAY WHITE SKU: 8876   6400K WHITE



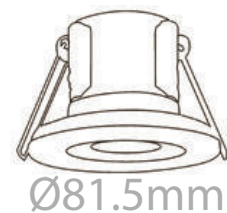
Cutting Size: Ø57mm

MODEL	WATTS	LUMENS	COLOR	BOX QTY.	SKU: 8197   3000K WARM WHITE
VT-885-N	5w	500	Nickel	20 pcs	SKU: 8198   4000K DAY WHITE SKU: 8199   6400K WHITE



Cutting Size: Ø57mm

MODEL	WATTS	LUMENS	COLOR	BOX QTY.	SKU: 8182   3000K WARM WHITE
VT-885-W	5w	500	White	20 pcs	SKU: 8183   4000K DAY WHITE SKU: 8184   6400K WHITE



Cutting Size: Ø57mm

**NEW**

## Fire Rated Downlight-10PC Pack



**10**  
PCS PACK



**30-60-90 MIN**  
**Fire Rated**

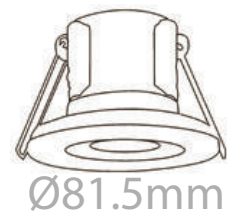


**QUICK**  
CONNECTOR



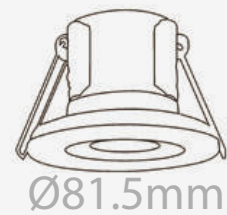
**DIMMABLE**  
LIGHT CONTROL

MODEL	WATTS	LUMENS	COLOR	BOX QTY.	SKU: 8913   3000K WARM WHITE
VT-885-C	5w	500	Chrome	6 pcs	SKU: 8914   4000K DAY WHITE SKU: 8915   6400K WHITE



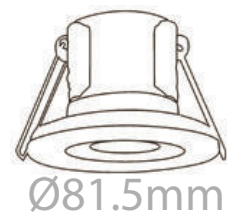
Cutting Size: Ø57mm

MODEL	WATTS	LUMENS	COLOR	BOX QTY.	SKU: 8890   3000K WARM WHITE
VT-885-N	5w	500	Satin Nickle	6 pcs	SKU: 8891   4000K DAY WHITE SKU: 8912   6400K WHITE



Cutting Size: Ø57mm

MODEL	WATTS	LUMENS	COLOR	BOX QTY.	SKU: 8887   3000K WARM WHITE
VT-885-W	5w	500	White	6 pcs	SKU: 8888   4000K DAY WHITE SKU: 8889   6400K WHITE



Cutting Size: Ø57mm



**Included Bezels**



**Chrome**

**Satin Nickle**

**White**

## Fire Rated Downlight

An innovative addition to our Fire-Rated Downlight series, this new model has an accessible switch for colour temperature tuning so users can easily achieve any lighting mood in any room.

- IP65 Rating.
- Integrated SMD LED (Non-replaceable).
- Isolate driver with terminal for easy and speedy installation
- Dimmable
- AC:200-240V,50Hz
- Body Type: Aluminium
- 60° Beam Angle
- CRI >80
- LED provided by samsung
- 30,000 Hours
- Cutting size:75mm

**30** MIN  
**60** MIN  
**90** MIN  
**Fire Rated**

**EASY TOGGLE SWITCH**




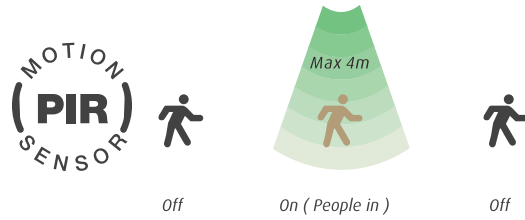
3000K 4000K 6400K

**EASY ACCESS FOR COLOR CHANGING WITH BUTTON**



MODEL	WATTS	LUMENS	BOX QTY.	SKU: 881   3IN1
VT-18D	8w	720	30 pcs	

(When light intensity is more than 10 lx, light keep off even though people in. Less than 10 lx, PIR Sensor works)



# LED CABINET LIGHT

Enjoy the convenience of V-TAC's new LED cabinet lights with built-in PIR sensor. Ideal for wardrobes, bookshelves, drawers, and tool cabinets. Fully powered by batteries, designed for a neat installation.

- **Easy to mount**
- **Automatic sensing**
- **Uses battery instead of power supply, no wires**
- **Ideal for wardrobes, bookcases, cupboards, and more...**

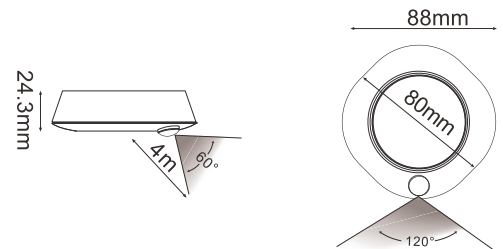
**2** YEAR  
**WARRANTY\***

## VT-80

SKU: 813 | 4000K DAY WHITE

WATTS	LUMENS	BOX QTY.
1.5w	80	50 pcs

3xAAA (Battery not included)

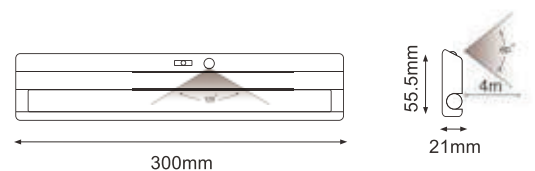


## VT-81

SKU: 814 | 4000K DAY WHITE

WATTS	LUMENS	BOX QTY.
1.5w	135	50 pcs


4xAA (Battery not included)



## LED Night Light

Eye-friendly LED night light, produce comforting gentle warm light to let you see better in the dark. This white LED nightlight can illuminate any dark space in your home or office.

- **Voltage/Frequency:** 220-240V, 50Hz
- **Power:** 0.45W
- **RA:** >80
- **Body material:** ABS+PC
- **Box Qty:** 50pcs



### VT-82RD


SKU: 824 | 3000K WARM WHITE  
 SKU: 825 | 4000K DAY WHITE

SIZE  
 ø65x55mm

### VT-82SQ

SKU: 826 | 3000K WARM WHITE  
 SKU: 827 | 4000K DAY WHITE

SIZE  
 65x55mm



### VT-83RD

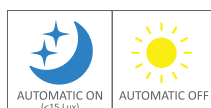
SKU: 828 | 3000K WARM WHITE  
 SKU: 829 | 4000K DAY WHITE

SIZE  
 ø60x54.5mm

### VT-83SQ

SKU: 830 | 3000K WARM WHITE  
 SKU: 831 | 4000K DAY WHITE

SIZE  
 60x60x54.5mm



**USB charging ports to charge USB chargeable devices simultaneously**

### VT-84RD

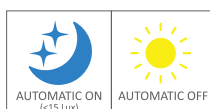
SKU: 505 | 3000K WARM WHITE  
 SKU: 506 | 4000K DAY WHITE

SIZE  
 ø60x54.5mm

### VT-84SQ

SKU: 507 | 3000K WARM WHITE  
 SKU: 508 | 4000K DAY WHITE

SIZE  
 60x60x54.5mm



### VT-86RD

SKU: 20018 | 3000K WARM WHITE  
 SKU: 20017 | 4000K DAY WHITE

SIZE  
 ø65x50mm

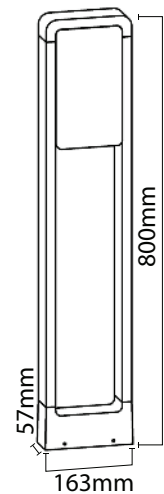
### VT-86SQ

SKU: 20019 | 3000K WARM WHITE  
 SKU: 20020 | 4000K DAY WHITE

SIZE  
 65x65x50mm



**NEW**



# LED BOLLARD LIGHTS

- Input AC:220-240V,50/60Hz
- CRI >80
- PF >0.5
- 120° Beam Angle
- 20,000 Life Hours
- IP65 Protection
- LED Chip Type - SMD
- On/Off Cycle - 15,000

**3** YEAR  
**WARRANTY\***



**IP65**  
**RATING**

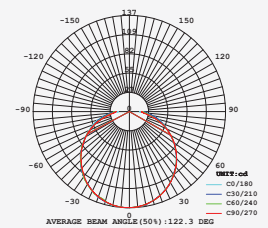


## VT-33-WHITE

- SKU: 20116 | 3000K WARM WHITE
- SKU: 20117 | 4000K DAY WHITE
- SKU: 20118 | 6400K WHITE

WATTS	LUMENS	BOX QTY.
10W	900	5 pcs

LUMINOUS INTENSITY DISTRIBUTION DIAGRAM

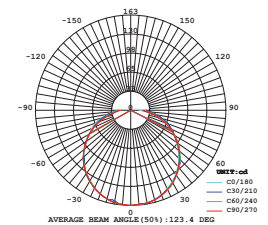


## VT-33-BLACK

- SKU: 20113 | 3000K WARM WHITE
- SKU: 20114 | 4000K DAY WHITE
- SKU: 20115 | 6400K WHITE

WATTS	LUMENS	BOX QTY.
10W	650	5 pcs

LUMINOUS INTENSITY DISTRIBUTION DIAGRAM





## LED Solar Wall and Bollard Lights

- Min 3hrs / Max 12hrs Working Time
- IP65 Rating
- AL+PC Material
- Lithium battery 3.7V 2600mAh
- 3-5 meters Sensing Range
- 4-6 hours sunlight charging Time
- 2Watts
- 50pcs of LED
- 5.5V 3 W Solar Panel

### VT-77

SKU: 784 | 3000K WARM WHITE

LUMENS      BEAM ANGLE

**220**          **170°**

BOX QTY.    SIZE

**10 pcs**      **140x140x290mm**



### VT-66

SKU: 785 | 3000K WARM WHITE

LUMENS      BEAM ANGLE

**280**          **120°**

BOX QTY.    SIZE

**10 pcs**      **140x140x500mm**



## LED Wall Light



### VT-7-06

SKU: 780 | 3000K WARM WHITE

SKU: 781 | 4000K DAY WHITE

WATTS	LUMENS	BEAM ANGLE	BOX QTY.	SIZE
<b>10w</b>	<b>800</b>	<b>110°</b>	<b>20 pcs</b>	<b>300x55x194mm</b>



- AC220-240V,50/60Hz
- CRI: >80
- 15,000 times On/Off
- 20,000 hrs. Life span
- PC Material
- IP54 Rating



## LED EMERGENCY LIGHTS

V-TAC new range of LED emergency lights comes at an age of increased awareness and standards for safety compliance in different infrastructures. Now equipped with highly efficient LEDs provided by Samsung, these emergency lights include clear-cut exit signs, and are powered by high performance batteries, to provide a longer lifespan, lower maintenance, with increased working time when activated.

V-TAC's emergency lights are a smart choice for effective emergency lighting to meet fire & safety assessments in residential and commercial buildings, offices, hotels, hospitals, and schools

### APPLICATION

Offices, hospitals, corporate buildings, schools, and commercial establishments





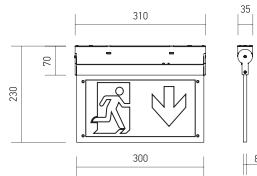
## KEY FEATURES

- Thermoplastic PC built
- High quality Ni-Cd batteries made for longevity & low maintenance reliable emergency backup of 3 hours
- Rectangular type plastic with different signs for various locations
- Single or double face configuration
- Wall, side, or ceiling mounted
- LED indicator light and push button test switch LEDs mounted on print circuit board
- 12-24-hour recharge after more than 3-hour discharge
- Efficient thermal management technology
- Corrosion-free mounting clamps
- Maintained operation mode

**Exit Light - Surface**

VT-519-S-12 SKU: 836 - 6000K WHITE

Box Qty: 10pcs

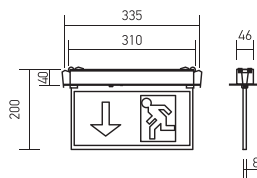


Lumens:	140lm	Viewing Distance:	24 Meters From Both Sides
IP Rating:	IP20	Test Button:	Green Light Indicator Test Button
Material :	PC	Legends:	3 Way Legend Available
Exit Lamp Type:	Wall/Ceiling	Input Voltage:	AC:220-240V,50/60Hz
Battery:	Ni-Cd 3.6V,900mAh	Mode Of Operation:	Maintained
Recharging Time:	12 Hours	Emergency Operation Time:	>3 Hours
Stickers:	3 Stickers	Lamp Type:	16 SMD LEDs
Watts:	2w		

**Exit Light-Recessed**

VT-522-S-12 SKU: 835 - 6000K WHITE

Box Qty: 10pcs

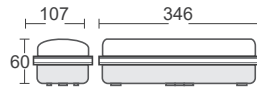


Lumens:	140lm	Viewing Distance:	24 Meters From Both Sides
IP Rating:	IP20	Test Button:	Green Light Indicator Test Button
Material :	PC	Legends:	3 Way Legend Available
Exit Lamp Type:	Recessed/Ceiling	Input Voltage:	AC:220-240V,50/60Hz
Battery:	Ni-Cd 3.6V,900mAh	Mode Of Operation:	Maintained
Recharging Time:	12 Hours	Emergency Operation Time:	>3 Hours
Stickers:	3 Stickers	Lamp Type:	16 SMD LEDs
Watts:	2w		

**Exit Light - Bulkhead**

**VT-511-S**      SKU: 899 - 6000K WHITE

Box Qty: 10 Pcs



Lumens: 110lm  
 IP Rating: IP20  
 Material: ABS+PC  
 Exit Lamp Type: Bulkhead  
 Watts: 3.8w

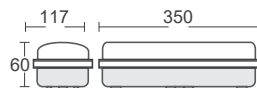
Input Voltage:  
 Mode Of Operation:  
 Emergency Operation Time:  
 Lamp Type:  
 Battery:  
 Recharging Time:

AC:220-240V,50/60Hz  
 Maintained/Non Maintained  
 >3 Hours  
 20 SMD LEDs  
 4V2.0AH Lead Acid battery  
 12 Hours

**Exit Light - Bulkhead**

**VT-524-S-12**      SKU: 838 - 6000K WHITE

Box Qty: 12pcs



Lumens: 190lm  
 IP Rating: IP65  
 Material: PC  
 Exit Lamp Type: Wall - Bulkhead  
 Battery: Ni-Cd 4.8V,900mAh  
 Recharging Time: 12 Hours  
 Stickers: 3 Stickers  
 Watts: 4w

Viewing Distance:  
 Test Button:  
 Legends:  
 Input Voltage:  
 Mode Of Operation:  
 Emergency Operation Time:  
 Lamp Type:

22 Meters From One side  
 Green Light Indicator Test Button  
 3 Way Legend Available  
 AC:220-240V,50/60Hz  
 Maintained  
 >3 Hours  
 30 SMD LEDs



# LED STRIP LIGHTS

V-TAC's efficient LED strip lights is an effective solution to light up tight spaces, or in simply decorating your kitchen, bedroom, and even your garden. Applicable both for accent lighting or task lighting, these strip lights are easy to install, compatible with controls, and are available in standard color temperatures.

## APPLICATION


Recommended for bedrooms, kitchens, restaurants, bars, and other residential and commercial areas





## KEY FEATURES

- Easy installation
- Available in 5m and 10m
- Exceptionally low power consumption



# LED STRIP & NEON FLEX LIGHTS

This range includes up to 18 watt dust and moisture-rated LED strip lights, equipped with Samsung LED Chips for an even further advanced and vivid performance. It also has our IP65 neon flex LED strip light that is specially designed for outdoor resistance. Available in 3000K Warm White, 4000K Day White, and 6400K White, we have the optimal range of low-energy consuming and easy-to-install strip lights with vibrant lighting.

- LED strip is a low voltage flexible ribbon available in 24v and 12V
- Flexible & easy installation
- Exceptionally low power consumption
- Multiple visual effects in unending colours and shades

**3** YEAR WARRANTY\*

**CRI>95**

MODEL	WATTS	LUMENS	VOLTAGE	BOX QTY.
VT-10-240-1	18w	1800	DC:24V	40 Packets

SKU: 331 | 3000K WARM WHITE  
 SKU: 332 | 4000K DAY WHITE  
 SKU: 333 | 6400K WHITE

**10** METER ROLL



MODEL	WATTS	LUMENS	VOLTAGE	BOX QTY.	SKU: 320   3000K WARM WHITE
VT-10-240	15w	1600	DC:24V	80 Packets	SKU: 321   4000K DAY WHITE SKU: 322   6400K WHITE



MODEL	WATTS	LUMENS	VOLTAGE	BOX QTY.	SKU: 323   3000K WARM WHITE
VT-5-120	12w	1200	DC:12V	80 Packets	SKU: 324   4000K DAY WHITE SKU: 325   6400K WHITE



ULTRA THIN  
 JUST 6 X 12MM

**WATERPROOF LED NEON FLEX**



MODEL	WATTS	LUMENS	VOLTAGE	BOX QTY.	SKU: 326   3000K WARM WHITE
VT-55	10w	300	DC:12V	40 Packets	SKU:327   4000K DAY WHITE SKU:328   6400K WHITE





## LED SPOT LIGHTS

Our new range of LED spotlights with Samsung LEDs is your leading choice for efficient directional lighting solutions. This new range is perfectly compatible with existing GU10 holders. They deliver the same warm light as halogen spots while exhibiting the energy-saving benefits that LEDs provide. Ideal for retail and residential lighting.

## APPLICATION

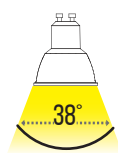
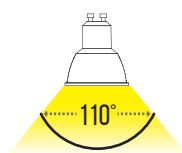
Ideal for lighting applications in residential, commercial, and hospitality locations.





## KEY FEATURES

- Classic halogen-like design with up to 80% power savings
- Compatibility ensured: available in all existing spotlight holders
- Optional beam angles: ranging from 38°D to 300°D
- Set the right tone: dimmable options available



# LED SPOTLIGHTS

## LED Capsules Lights

Our newly improved range of capsule lights are the ideal choice for replacing Halogen counterparts. Now equipped with LEDs provided by Samsung for maximum efficiency.

- 30,000-hr lifespan
- DC: 12V for G4
- AC: 220-240V, 50Hz for G9
- CRI: >80

**5 YEAR WARRANTY\***



G4



G4



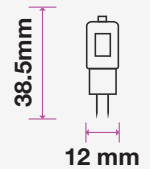
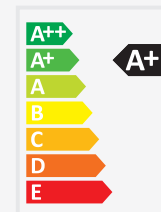
G9



G9

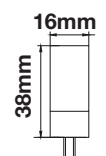
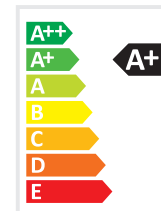
MODEL	WATTS	EQ.WATTS	LUMENS	BASE	BOX QTY.
VT-201	1.5w	10w	100	G4	200 pcs

- SKU: 240 | 3000K WARM WHITE
- SKU: 241 | 4000K DAY WHITE
- SKU: 242 | 6400K WHITE



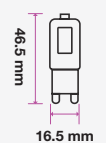
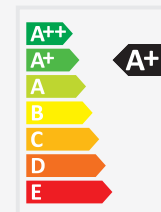
MODEL	WATTS	EQ.WATTS	LUMENS	BASE	BOX QTY.
VT-234	3.2w	30w	385	G4	200 pcs

- SKU: 131 | 3000K WARM WHITE
- SKU: 132 | 4000K DAY WHITE
- SKU: 133 | 6400K WHITE



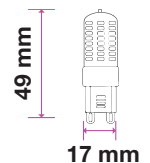
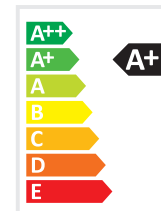
MODEL	WATTS	EQ.WATTS	LUMENS	BASE	BOX QTY.
VT-203	2.5w	20w	200	G9	200 pcs

- SKU: 243 | 3000K WARM WHITE
- SKU: 244 | 4000K DAY WHITE
- SKU: 245 | 6400K WHITE



MODEL	WATTS	EQ.WATTS	LUMENS	BASE	BOX QTY.
VT-204	3w	25w	300	G9	200 pcs

- SKU: 246 | 3000K WARM WHITE
- SKU: 247 | 4000K DAY WHITE
- SKU: 248 | 6400K WHITE



## LED SPOTLIGHTS

### LED GU10 Lights

Achieve a warm soft glow in any room with our improved range of GU10 spotlights with 30,000-hr lamp life.

- Clear and frost cover options
- Available in 38°D or 110°D beam angle
- Dimmable options available
- 30,000-hr lifespan
- DC: 12V for GU5.3
- AC: 220-240V, 50Hz for GU10
- CRI: >80

**5 YEAR WARRANTY\***



GU10



GU10



GU10

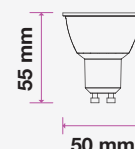

MODEL	WATTS	EQ.WATTS	LUMENS	BASE	BOX QTY.
VT-232	2w	15w	180	GU10	200 pcs

SKU: 869 | 3000K WARM WHITE  
 SKU: 870 | 4000K DAY WHITE  
 SKU: 871 | 6400K WHITE



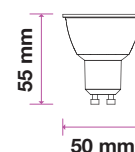
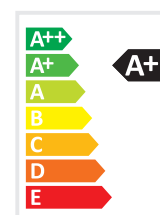
MODEL	WATTS	EQ.WATTS	LUMENS	BASE	BOX QTY.
VT-205	5w	35w	400	GU10	200 pcs

SKU: 201 | 3000K WARM WHITE  
 SKU: 202 | 4000K DAY WHITE  
 SKU: 203 | 6400K WHITE



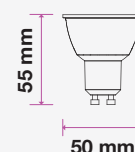

MODEL	WATTS	EQ.WATTS	LUMENS	BASE	SHAPE	BOX QTY.
VT-275	5w	40w	380	GU10		192 pcs

SKU: 108 | 3000K WARM WHITE  
 SKU: 797 | 4000K DAY WHITE  
 SKU: 511 | 6400K WHITE



MODEL	WATTS	EQ.WATTS	LUMENS	BASE	SHAPE	BOX QTY.
VT-275D	5w	35w	380	GU10		192 pcs

SKU: 109 | 3000K WARM WHITE  
 SKU: 512 | 4000K DAY WHITE  
 SKU: 897 | 6400K WHITE



## LED SPOT LIGHTS

LED SPOTLIGHTS  
MR16 | GU10

**5** YEAR  
WARRANTY\*

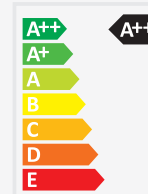


GU5.3

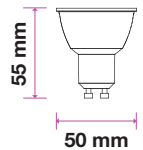
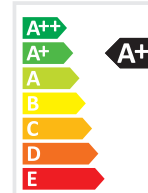


GU10

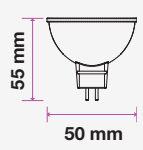
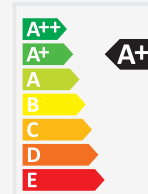
MODEL	WATTS	EQ.WATTS	LUMENS	BASE	BOX QTY.
VT-2335	5w	75	800	GU10	200 pcs
SKU: 2837   3000K WARM WHITE SKU: 2838   4000K DAY WHITE SKU: 2839   6400K WHITE					



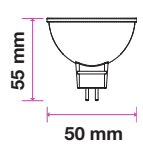
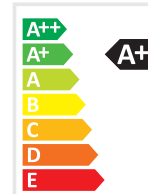
MODEL	WATTS	EQ.WATTS	LUMENS	BASE	BOX QTY.
VT-249	6w	50w	500	GU10	200 pcs
SKU: 20026   3000K WARM WHITE SKU: 20027   4000K DAY WHITE SKU: 20028   6400K WHITE					



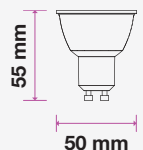
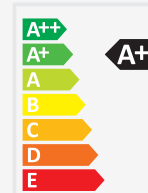
MODEL	WATTS	EQ.WATTS	LUMENS	BASE	BOX QTY.
VT-257	6.5w	55w	450	GU5.3	200 pcs
SKU: 204   3000K WARM WHITE SKU: 205   4000K DAY WHITE SKU: 206   6400K WHITE					



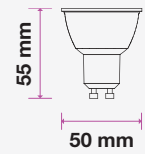

MODEL	WATTS	EQ.WATTS	LUMENS	BASE	BOX QTY.
VT-267	6.5w	40w	450	GU5.3	200 pcs
SKU: 207   3000K WARM WHITE SKU: 208   4000K DAY WHITE SKU: 209   6400K WHITE					



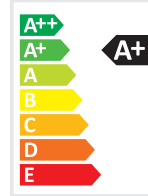
MODEL	WATTS	EQ.WATTS	LUMENS	BASE	BOX QTY.
VT-247	6.5w	60w	480	GU10	200 pcs
SKU: 192   3000K WARM WHITE SKU: 193   4000K DAY WHITE SKU: 194   6400K WHITE					



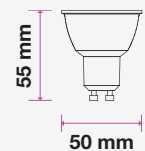
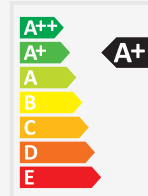
MODEL WATTS EQ.WATTS LUMENS BASE BOX QTY.  
**VT-247D** **6.5w** **55w** **450** **GU10** **200 pcs**  
 SKU: 198 | 3000K WARM WHITE  
 SKU: 199 | 4000K DAY WHITE  
 SKU: 200 | 6400K WHITE



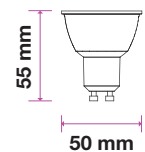
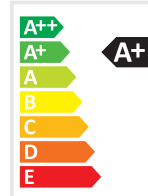
MODEL WATTS EQ.WATTS LUMENS BASE BOX QTY.  
**VT-227** **6.5w** **60w** **480** **GU10** **200 pcs**  
 SKU: 189 | 3000K WARM WHITE  
 SKU: 190 | 4000K DAY WHITE  
 SKU: 191 | 6400K WHITE



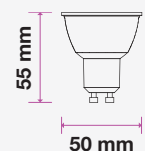
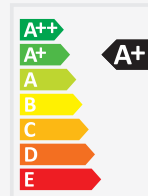
MODEL WATTS EQ.WATTS LUMENS BASE BOX QTY.  
**VT-227D** **6.5w** **35w** **450** **GU10** **200 pcs**  
 SKU: 195 | 3000K WARM WHITE  
 SKU: 196 | 4000K DAY WHITE  
 SKU: 197 | 6400K WHITE



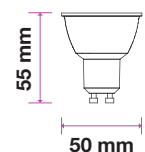
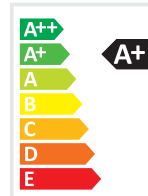
MODEL WATTS EQ.WATTS LUMENS BASE BOX QTY.  
**VT-277** **7w** **65w** **480** **GU10** **200 pcs**  
 SKU: 165 | 3000K WARM WHITE  
 SKU: 166 | 4000K DAY WHITE  
 SKU: 167 | 6400K WHITE



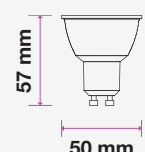
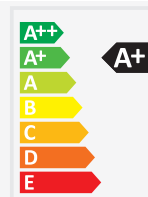
MODEL WATTS EQ.WATTS LUMENS BASE BOX QTY.  
**VT-291** **8w** **80w** **720** **GU10** **200 pcs**  
 SKU: 875 | 3000K WARM WHITE  
 SKU: 876 | 4000K DAY WHITE  
 SKU: 877 | 6400K WHITE



MODEL WATTS EQ.WATTS LUMENS BASE BOX QTY.  
**VT-292** **8w** **80w** **720** **GU10** **200 pcs**  
 SKU: 872 | 3000K WARM WHITE  
 SKU: 873 | 4000K DAY WHITE  
 SKU: 874 | 6400K WHITE



MODEL WATTS EQ.WATTS LUMENS BASE BOX QTY.  
**VT-271** **10w** **70w** **1000** **GU10** **200 pcs**  
 SKU: 878 | 3000K WARM WHITE  
 SKU: 879 | 4000K DAY WHITE  
 SKU: 880 | 6400K WHITE





## LED BULBS

Find the right bulb in V-TAC's newly improved range of LED bulbs. With our recent in-branding program with Samsung, all LED chips used in the PRO Series lamp range.

From aesthetically-pleasing filament bulbs to our extensive options of 360° omnidirectional thermoplastic bulbs in all sizes, watts, and lumens, we have a complete range to replace 60w to 150w traditional lamps for your home, office, or business.

## APPLICATION

General lighting in residential, commercial, and industrial areas







## KEY FEATURES

- Includes Amber & Clear Filament Bulbs, High-Lumen Bulbs, Thermoplastic Bulbs, Reflector Bulbs, PAR Bulbs, Big Bulbs, and B22s.
- Lightweight yet durable body: made of Aluminum + ASA plastic
- Designed with optimal thermal management
- 80% lower power consumption
- Dimmable options available
- 30,000-hr lifespan: remarkable performance than conventional and other LED lamps



LM/WATT




DIMMABLE



ENERGY RATING

A new milestone in our ceaseless approach towards **innovation**.

## INTRODUCING THE NEW SERIES



Our bestselling LED Bulbs — now upgraded with a superior efficiency of **160 lm/W** through the latest in LED technology.

*Super***BRIGHT**  
**160**  
LUMENS / W

NEW



### Thermoplastic Bulb

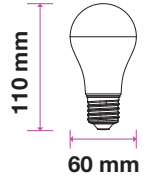
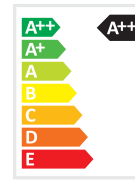
6.5W VT-2307

SKU: 2806 - 3000K WARM WHITE  
SKU: 2807 - 4000K DAY WHITE  
SKU: 2808 - 6400K WHITE



**5** YEAR WARRANTY

SuperBRIGHT  
**160**  
LUMENS/W



EQ. WATTS: 75w  
VOLTAGE/FREQUENCY: AC:220-240V, 50Hz  
LUMINOUS FLUX: 1055lm  
COMMERCIAL TYPE: A60

LED TYPE: SMD  
CRI: >80  
PF: >0.6  
BASE: E27

BEAM ANGLE: 200°  
BODY TYPE: Thermoplastic  
DIMENSION: 60x110mm  
BOX QTY: 100

NEW



### Thermoplastic Bulb

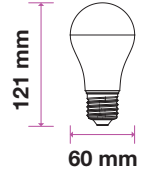
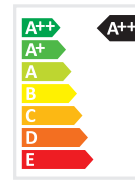
9.5W VT-2310

SKU: 2809 - 3000K WARM WHITE  
SKU: 2810 - 4000K DAY WHITE  
SKU: 2811 - 6400K WHITE



**5** YEAR WARRANTY

SuperBRIGHT  
**160**  
LUMENS/W



EQ. WATTS: 100w  
VOLTAGE/FREQUENCY: AC:220-240V, 50Hz  
LUMINOUS FLUX: 1521lm  
COMMERCIAL TYPE: A60

LED TYPE: SMD  
CRI: >80  
PF: >0.6  
BASE: E27

BEAM ANGLE: 200°  
BODY TYPE: Thermoplastic  
DIMENSION: 60x121mm  
BOX QTY: 100

NEW



### Thermoplastic Bulb

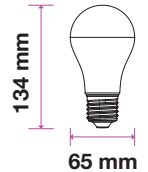
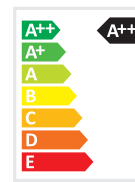
15W VT-2315

SKU: 2812 - 3000K WARM WHITE  
SKU: 2813 - 4000K DAY WHITE  
SKU: 2814 - 6400K WHITE



**5** YEAR WARRANTY

SuperBRIGHT  
**160**  
LUMENS/W



EQ. WATTS: 150w  
VOLTAGE/FREQUENCY: AC:220-240V, 50Hz  
LUMINOUS FLUX: 2500lm  
COMMERCIAL TYPE: A65

LED TYPE: SMD  
CRI: >80  
PF: >0.6  
BASE: E27

BEAM ANGLE: 200°  
BODY TYPE: Thermoplastic  
DIMENSION: 65x134mm  
BOX QTY: 100

NEW



### Clear Filament Bulb

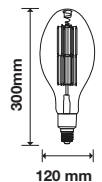
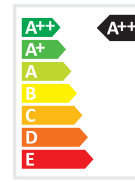
24W VT-2324

SKU: 2816 - 4000K DAY WHITE  
SKU: 2817 - 6400K WHITE



**2** YEAR WARRANTY

SuperBRIGHT  
**160**  
LUMENS/W



EQ. WATTS: 250w  
VOLTAGE/FREQUENCY: AC:220-240V, 50Hz  
LUMINOUS FLUX: 4000lm  
COMMERCIAL TYPE: ED120

LED TYPE: Filament  
CRI: >80  
PF: >0.6  
BASE: E27

BEAM ANGLE: 310°  
BODY TYPE: Glass  
DIMENSION: 120x300mm  
BOX QTY: 20

## LED AMBER FILAMENT

### A60

V-TAC's decorative Amber Filament Lamp range is devised with the latest technology to provide the warm look and feel of conventional filament bulbs.

- **20,000 hrs Lifespan**
- **300° Beam Angle**
- **AC:220-240V,50Hz**
- **CRI: >80**

**3** YEAR  
**WARRANTY\***



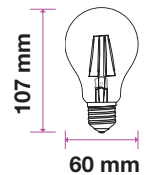
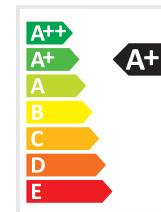
A60 | E27



A60 | B22

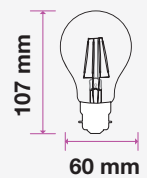
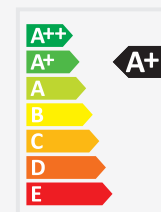
MODEL	WATTS	EQ.WATTS	LUMENS	BASE	SHAPE	BOX QTY.
VT-266	6w	55w	725	E27	A60	50 pcs

SKU:286 | 2200K WARM WHITE



MODEL	WATTS	EQ.WATTS	LUMENS	BASE	SHAPE	BOX QTY.
VT-228	4w	35w	350	B22	A60	96 pcs

SKU:107 | 2200K WARM WHITE



## LED AMBER FILAMENT

G95 | G125 | ST64

V-TAC's decorative Amber Filament Lamp range is devised with the latest technology to provide the warm look and feel of conventional filament bulbs.

- 20,000 hrs Lifespan
- 300° Beam Angle
- AC:220-240V,50Hz
- CRI: >80

**3** YEAR  
**WARRANTY\***



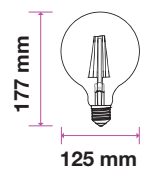
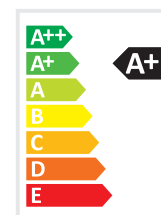
G125



ST64

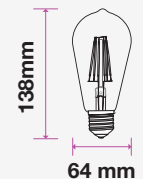
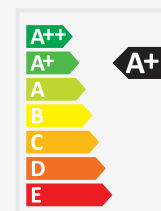
MODEL	WATTS	EQ.WATTS	LUMENS	BASE	SHAPE	BOX QTY.
VT-297	6w	55w	725	E27	G125	20 pcs

SKU: 291 | 2200K WARM WHITE



MODEL	WATTS	EQ.WATTS	LUMENS	BASE	SHAPE	BOX QTY.
VT-276	6w	55w	725	E27	ST64	50 pcs

SKU: 290 | 2200K WARM WHITE



## LED CLEAR FILAMENT

### A60

V-TAC's decorative and efficient LED filament range also comes in an elegant, clear glass body for a classic vintage design in A60, candle, and globe shapes that can replace 35 to 60-watt traditional filament bulbs.

- **20,000 hrs Lifespan**
- **300° Beam Angle**
- **AC:220-240V,50Hz**
- **CRI: >80**

**3 TO 5**  
 WARRANTY\*  
 YEAR



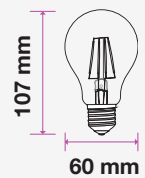
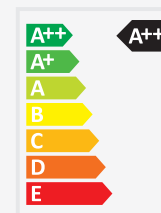
A60 | E27



A60 | B22

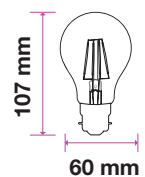
MODEL	WATTS	EQ.WATTS	LUMENS	BASE	SHAPE	BOX QTY.
VT-256	6w	60w	806	E27	A60	50 pcs

SKU: 287 | 2700K WARM WHITE



MODEL	WATTS	EQ.WATTS	LUMENS	BASE	SHAPE	BOX QTY.
VT-208	4w	40w	400	B22	A60	96 pcs

SKU: 106 | 3000K WARM WHITE



# LED CLEAR FILAMENT

## Candle



Candle | B22



Candle | E14



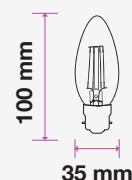
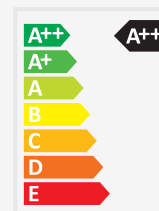
Twist Candle



Flame Candle

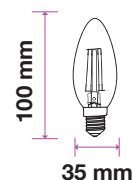
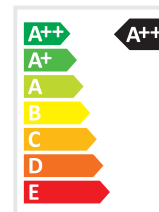
MODEL	WATTS	EQ.WATTS	LUMENS	BASE	SHAPE	BOX QTY.
VT-222	4w	40w	400	B22	Candle	192 pcs

SKU: 105 | 3000K WARM WHITE



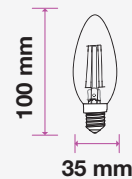

MODEL	WATTS	EQ.WATTS	LUMENS	BASE	SHAPE	BOX QTY.
VT-254	4w	35w	400	E14	Candle	100 pcs

SKU: 272 | 2700K WARM WHITE




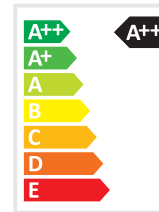
MODEL	WATTS	EQ.WATTS	LUMENS	BASE	SHAPE	BOX QTY.
VT-254D	4w	30w	350	E14	Candle	100 pcs

SKU: 278 | 2700K WARM WHITE



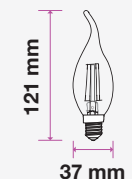
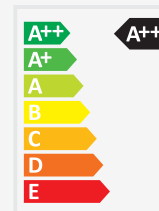
MODEL	WATTS	EQ.WATTS	LUMENS	BASE	SHAPE	BOX QTY.
VT-274	4w	35w	400	E14	Candle	100 pcs

SKU: 279 | 2700K WARM WHITE



MODEL	WATTS	EQ.WATTS	LUMENS	BASE	SHAPE	BOX QTY.
VT-264	4w	35w	400	E14	Candle	100 pcs

SKU: 275 | 2700K WARM WHITE



LED CLEAR FILAMENT  
 Candle | G45 | G95 | G125

**3 TO 5** YEAR  
 WARRANTY\*



Candle



G45



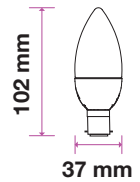
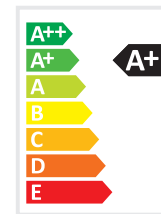
G95



G125

MODEL	WATTS	EQ.WATTS	LUMENS	BASE	BOX QTY.
VT-284D	4w	30w	350	B15	100 pcs

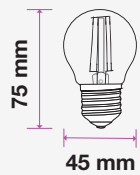
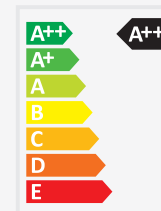
SKU: 862 | 3000K WARM WHITE



MODEL	WATTS	EQ.WATTS	LUMENS	BASE	SHAPE	BOX QTY.
VT-244	4w	35w	400	E27	G45	100 pcs

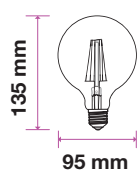
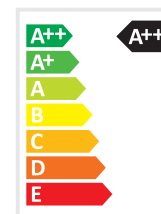
SKU: 280 | 2700K WARM WHITE

SKU: 944 | 4000K DAY WHITE



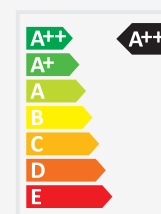
MODEL	WATTS	EQ.WATTS	LUMENS	BASE	SHAPE	BOX QTY.
VT-286	6w	60w	806	E27	G95	20 pcs

SKU: 294 | 2700K WARM WHITE



MODEL	WATTS	EQ.WATTS	LUMENS	BASE	SHAPE	BOX QTY.
VT-287	6w	60w	806	E27	G125	20 pcs

SKU: 292 | 2700K WARM WHITE






# High Lumen Bulbs

Adequate light at an optimal cost – equipped with **Samsung LED chip**, V-TAC's complete range of high-lumen LED lamps includes a vast array of general-purpose lighting solutions with the efficiency of modern LED lighting technology at 120 lumens per watt. Better design, quality, and performance; truly an innovative take on traditional lamps.

120 ±  
LUMENS/ WATT  
SUPER EFFICIENT



## HIGH LUMEN BULBS

### C37 | G45 | P45

Available in warm to bright color temperatures, this high-lumen range includes candelabra-style C37 lamps, 45mm diameter spheroid/ping pong G45 bulbs, and 45mm pear-shaped bulbs for a complete selection of lamps to meet a desired combination for mood and task lighting in residential and commercial spaces.

- **A++ energy rating**
- **120 lm/w**
- **30,000-hr lifespan**
- **200° Beam Angle**
- **AC:220-240V,50Hz**
- **CRI: >80**

**5** YEAR  
**WARRANTY\***



C37



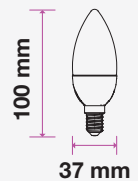
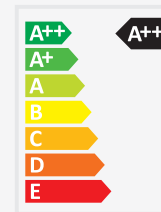
G45



P45

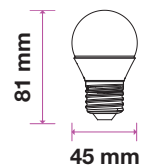
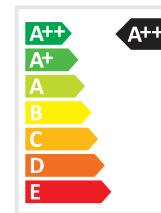
MODEL	WATTS	EQ.WATTS	LUMENS	BASE	SHAPE	BOX QTY.
VT-255	4.5w	40w	470	E14	Candle	200 pcs

- SKU: 258 | 3000K WARM WHITE
- SKU: 259 | 4000K DAY WHITE
- SKU: 260 | 6400K WHITE



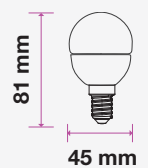
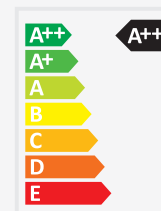
MODEL	WATTS	EQ.WATTS	LUMENS	BASE	SHAPE	BOX QTY.
VT-245	4.5w	40w	470	E27	G45	200 pcs

- SKU: 261 | 3000K WARM WHITE
- SKU: 262 | 4000K DAY WHITE
- SKU: 263 | 6400K WHITE



MODEL	WATTS	EQ.WATTS	LUMENS	BASE	SHAPE	BOX QTY.
VT-225	4.5w	40w	470	E14	P45	200 pcs

- SKU: 264 | 3000K WARM WHITE
- SKU: 265 | 4000K DAY WHITE
- SKU: 266 | 6400K WHITE



## HIGH LUMEN BULBS

A60 | A65 | G120

**5** YEAR  
WARRANTY\*



A60



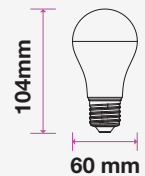
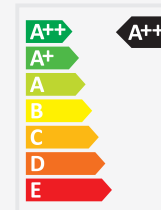
A65



G120

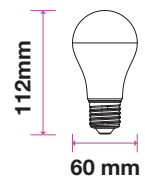
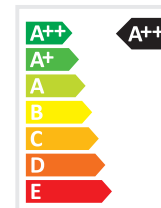
MODEL	WATTS	EQ.WATTS	LUMENS	BASE	SHAPE	BOX QTY.
VT-265	6.5w	60w	806	E27	A60	100 pcs

SKU: 255 | 3000K WARM WHITE  
SKU: 256 | 4000K DAY WHITE  
SKU: 257 | 6400K WHITE



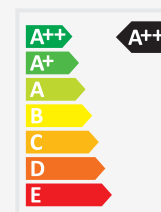
MODEL	WATTS	EQ.WATTS	LUMENS	BASE	SHAPE	BOX QTY.
VT-285	8.5w	75w	1055	E27	A60	100 pcs

SKU: 252 | 3000K WARM WHITE  
SKU: 253 | 4000K DAY WHITE  
SKU: 254 | 6400K WHITE



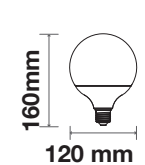
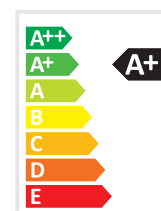
MODEL	WATTS	EQ.WATTS	LUMENS	BASE	SHAPE	BOX QTY.
VT-295	12w	100w	1521	E27	A65	100 pcs

SKU: 249 | 3000K WARM WHITE  
SKU: 250 | 4000K DAY WHITE  
SKU: 251 | 6400K WHITE



MODEL	WATTS	EQ.WATTS	LUMENS	BASE	SHAPE	BOX QTY.
VT-242	22w	160	2650	E27	G120	20 pcs

SKU: 20021 | 3000K WARM WHITE  
SKU: 20022 | 4000K DAY WHITE  
SKU: 20023 | 6400K WHITE





# LED Plastic Bulbs

The definition of sustainability: sharing the incandescent bulb's design and built for higher energy, V-TAC's comprehensive thermoplastic bulb series can be proposed for a wide variety of high-end projects.

- Ideal retrofit for E27, E14 and B22 holders
- Longer lifespan than conventional bulbs
- Instant startup
- Options! Available in three color temperatures
- Set the right tone: dimmable options available
- Customized exterior for a stronger body

## LED PLASTIC BULBS

### ST26 | T37

A decorative and efficient range of Candle, G45, P45, lamps for intricate light fittings in wall lamps, chandeliers and table lamps. This new generation of LED plastic bulbs includes our 9w to 18w A58, A65, and A80 lamps which are ideal for general purpose lighting at residential, commercial, and industrial areas.

- **ST26, T37, C37, and G45 shapes available**
- **On/Off cycles: >20000**
- **Standard color temperatures**
- **30,000-hr lifespan**
- **200° Beam Angle**
- **AC:220-240V,50Hz**
- **CRI: >80**

**5 YEAR WARRANTY\***



ST26

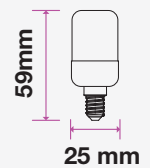



T37

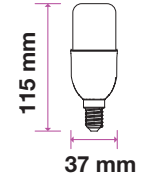



T37

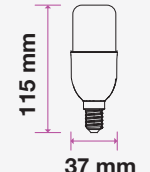
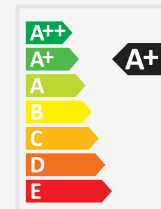
MODEL	WATTS	EQ.WATTS	LUMENS	BASE	SHAPE	BOX QTY.
VT-202	2w	20w	180	E14	ST26	400 pcs
SKU: 234   3000K WARM WHITE SKU: 235   4000K DAY WHITE SKU: 236   6400K WHITE						



MODEL	WATTS	EQ.WATTS	LUMENS	BASE	SHAPE	BOX QTY.
VT-248	8w	50w	660	E14	T37	200 pcs
SKU: 267   3000K WARM WHITE SKU: 268   4000K DAY WHITE SKU: 269   6400K WHITE						



MODEL	WATTS	EQ.WATTS	LUMENS	BASE	SHAPE	BOX QTY.
VT-237	8w	50w	660	E27	T37	200 pcs
SKU: 144   3000K WARM WHITE SKU: 145   4000K DAY WHITE SKU: 146   6400K WHITE						



LED PLASTIC BULBS  
Candle C37

**5** YEAR  
WARRANTY\*



Candle | E14



Candle | E27

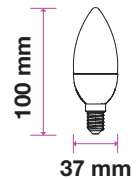



Flame Candle

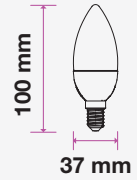



Candle | E14

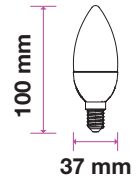

MODEL	WATTS	EQ.WATTS	LUMENS	BASE	SHAPE	BOX QTY.
VT-226	5.5w	40w	470	E14	Candle	200 pcs
SKU: 171   3000K WARM WHITE						
SKU: 172   4000K DAY WHITE						
SKU: 173   6400K WHITE						



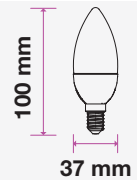

MODEL	WATTS	EQ.WATTS	LUMENS	BASE	SHAPE	BOX QTY.
VT-293D	5.5w	40w	470	E14	Candle	200 pcs
SKU: 20045   3000K WARM WHITE						



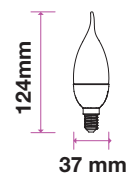

MODEL	WATTS	EQ.WATTS	LUMENS	BASE	SHAPE	BOX QTY.
VT-294D	5.5w	40w	470	E14	Candle	200 pcs
SKU: 859   3000K WARM WHITE						



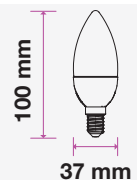
MODEL	WATTS	EQ.WATTS	LUMENS	BASE	SHAPE	BOX QTY.
VT-289	5.5w	40w	470	E27	Candle	200 pcs
SKU: 858   3000K WARM WHITE						



MODEL	WATTS	EQ.WATTS	LUMENS	BASE	SHAPE	BOX QTY.
VT-258	5.5w	40w	470	E14	Candle	200 pcs
SKU: 117   3000K WARM WHITE						
SKU: 118   4000K DAY WHITE						
SKU: 119   6400K WHITE						



MODEL	WATTS	EQ.WATTS	LUMENS	BASE	SHAPE	BOX QTY.
VT-268	7w		600	E14	Candle	200 pcs
SKU: 111   3000K WARM WHITE						
SKU: 112   4000K DAY WHITE						
SKU: 113   6400K WHITE						



LED PLASTIC BULBS  
G45 | P45

**5** YEAR  
WARRANTY\*

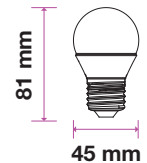


G45



P45

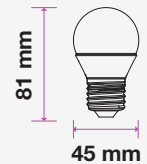
MODEL	WATTS	EQ.WATTS	LUMENS	BASE	SHAPE	BOX QTY.
<b>VT-246</b>	<b>5.5w</b>	<b>40w</b>	<b>470</b>	<b>E27</b>	<b>G45</b>	<b>200 pcs</b>
SKU: 174	3000K WARM WHITE					
SKU: 175	4000K DAY WHITE					
SKU: 176	6400K WHITE					



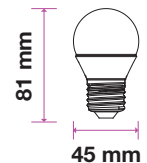
MODEL	WATTS	EQ.WATTS	LUMENS	BASE	SHAPE	BOX QTY.
<b>VT-283</b>	<b>5.5w</b>	<b>40w</b>	<b>470</b>	<b>E27</b>	<b>G45</b>	<b>200 pcs</b>
SKU: 857	3000K WARM WHITE					



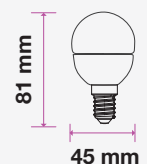
ALSO AVAILABLE



MODEL	WATTS	EQ.WATTS	LUMENS	BASE	SHAPE	BOX QTY.
<b>VT-290</b>	<b>7w</b>	<b>45w</b>	<b>600</b>	<b>E27</b>	<b>G45</b>	<b>200 pcs</b>
SKU: 866	3000K WARM WHITE					
SKU: 867	4000K DAY WHITE					
SKU: 868	6400K WHITE					



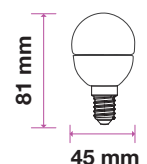
MODEL	WATTS	EQ.WATTS	LUMENS	BASE	SHAPE	BOX QTY.
<b>VT-236</b>	<b>5.5w</b>	<b>40w</b>	<b>470</b>	<b>E14</b>	<b>P45</b>	<b>200 pcs</b>
SKU: 168	3000K WARM WHITE					
SKU: 169	4000K DAY WHITE					
SKU: 170	6400K WHITE					



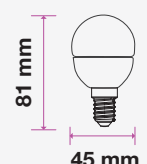
MODEL	WATTS	EQ.WATTS	LUMENS	BASE	SHAPE	BOX QTY.
<b>VT-282</b>	<b>5.5w</b>	<b>40w</b>	<b>470</b>	<b>E14</b>	<b>P45</b>	<b>200 pcs</b>
SKU: 856	3000K WARM WHITE					



ALSO AVAILABLE



MODEL	WATTS	EQ.WATTS	LUMENS	BASE	SHAPE	BOX QTY.
<b>VT-270</b>	<b>7w</b>	<b>45w</b>	<b>600</b>	<b>E14</b>	<b>P45</b>	<b>200 pcs</b>
SKU: 863	3000K WARM WHITE					
SKU: 864	4000K DAY WHITE					
SKU: 865	6400K WHITE					



LED PLASTIC BULBS

A58 | A60

**5** YEAR  
**WARRANTY\***



A58 | E14



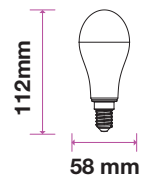
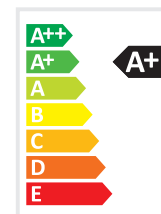
A58 | E27



A60 | E27

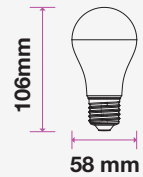
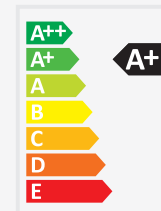
MODEL	WATTS	EQ.WATTS	LUMENS	BASE	SHAPE	BOX QTY.
VT-269	9w	60w	806	E14	A58	100 pcs

SKU: 114 | 3000K WARM WHITE  
 SKU: 115 4000K DAY WHITE  
 SKU: 116 | 6400K WHITE



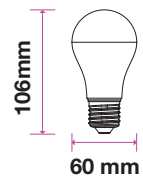
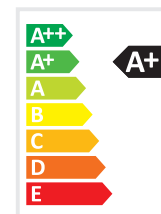
MODEL	WATTS	EQ.WATTS	LUMENS	BASE	SHAPE	BOX QTY.
VT-210	9w	60w	806	E27	A58	100 pcs

SKU: 228 | 3000K WARM WHITE  
 SKU: 229 | 4000K DAY WHITE  
 SKU: 230 | 6400K WHITE



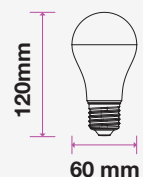
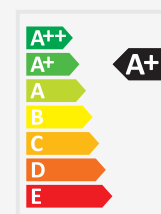
MODEL	WATTS	EQ.WATTS	LUMENS	BASE	SHAPE	BOX QTY.
VT-212	11w	75w	1055	E27	A60	100 pcs

SKU: 231 | 3000K WARM WHITE  
 SKU: 232 | 4000K DAY WHITE  
 SKU: 233 | 6400K WHITE



MODEL	WATTS	EQ.WATTS	LUMENS	BASE	SHAPE	BOX QTY.
VT-262D	12w	75w	1055	E27	A60	100 pcs

SKU: 20044 | 3000K WARM WHITE





LED PLASTIC BULBS

A65 | A80

**5** YEAR  
**WARRANTY\***

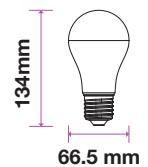
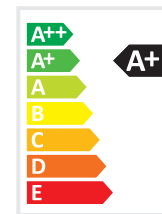


A60 | E27




A80 | E27

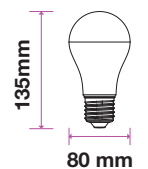
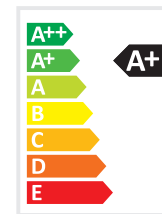
MODEL	WATTS	EQ.WATTS	LUMENS	BASE	SHAPE	BOX QTY.
<b>VT-215</b>	<b>15w</b>	<b>85w</b>	<b>1250</b>	<b>E27</b>	<b>A65</b>	<b>100 pcs</b>
SKU: 159   3000K WARM WHITE SKU: 160   4000K DAY WHITE SKU: 161   6400K WHITE						



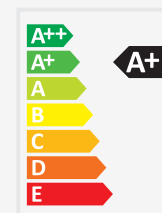
MODEL	WATTS	EQ.WATTS	LUMENS	BASE	SHAPE	BOX QTY.
<b>VT-217</b>	<b>17w</b>	<b>100w</b>	<b>1521</b>	<b>E27</b>	<b>A65</b>	<b>100 pcs</b>
SKU: 162   3000K WARM WHITE SKU: 163   4000K DAY WHITE SKU: 164   6400K WHITE						



MODEL	WATTS	EQ.WATTS	LUMENS	BASE	SHAPE	BOX QTY.
<b>VT-298</b>	<b>18w</b>	<b>125w</b>	<b>2000</b>	<b>E27</b>	<b>A80</b>	<b>100 pcs</b>
SKU: 126   3000K WARM WHITE SKU: 127   4000K DAY WHITE SKU: 128   6400K WHITE						



MODEL	WATTS	EQ.WATTS	LUMENS	BASE	SHAPE	BOX QTY.
<b>VT-233</b>	<b>20w</b>	<b>150w</b>	<b>2452</b>	<b>E27</b>	<b>A80</b>	<b>50 pcs</b>
SKU: 237   3000K WARM WHITE SKU: 238   4000K DAY WHITE SKU: 239   6400K WHITE						



## LED PLASTIC BULBS

Candle | G45



Candle | B15



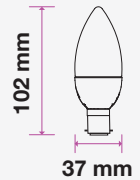
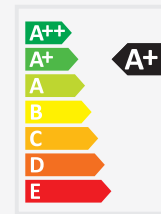
Candle | B22



G45

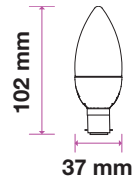
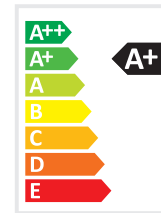
MODEL	WATTS	EQ.WATTS	LUMENS	BASE	SHAPE	BOX QTY.
VT-299	5.5w	40w	470	B15	Candle	200 pcs

SKU: 860 | 3000K WARM WHITE



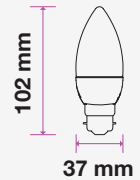
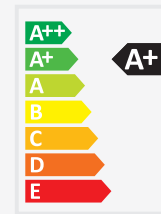
MODEL	WATTS	EQ.WATTS	LUMENS	BASE	SHAPE	BOX QTY.
VT-299D	5.5w	40w	470	B15	Candle	200 pcs

SKU: 861 | 3000K WARM WHITE



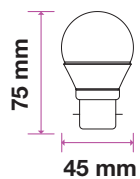
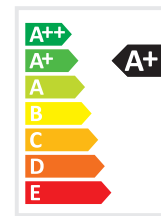
MODEL	WATTS	EQ.WATTS	LUMENS	BASE	SHAPE	BOX QTY.
VT-223	5.5w	40w	470	B22	Candle	192 pcs

SKU: 103 | 3000K WARM WHITE



MODEL	WATTS	EQ.WATTS	LUMENS	BASE	SHAPE	BOX QTY.
VT-221	5.5w	40w	470	B22	G45	192 pcs

SKU: 104 | 3000K WARM WHITE

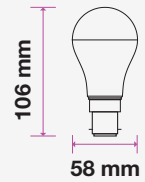



LED PLASTIC BULBS  
 A58

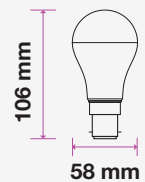
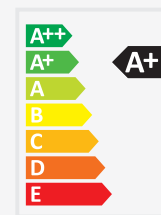


A58

MODEL	WATTS	EQ.WATTS	LUMENS	BASE	SHAPE	BOX QTY.
VT-229	9w	60w	806	B22	A58	96 pcs
SKU: 101   3000K WARM WHITE SKU: 850   4000K DAY WHITE SKU: 851   6400K WHITE						



MODEL	WATTS	EQ.WATTS	LUMENS	BASE	SHAPE	BOX QTY.
VT-259D	9w	60	806	B22	A58	100 pcs
SKU: 852   3000K WARM WHITE						



LED PLASTIC BULBS

A60 | A65



**5** YEAR  
**WARRANTY\***



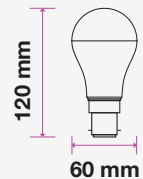
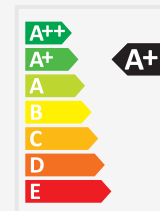
A60



A65

MODEL	WATTS	EQ.WATTS	LUMENS	BASE	SHAPE	BOX QTY.
VT-213	11w	75w	1055	B22	A60	100 pcs

SKU:110 | 4000K DAY WHITE



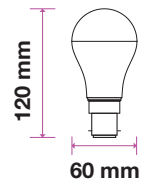
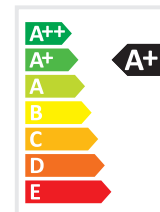
MODEL	WATTS	EQ.WATTS	LUMENS	BASE	SHAPE	BOX QTY.
VT-231	11w	75w	1055	B22	A60	96 pcs

SKU: 102 | 3000K WARM WHITE

SKU: 853 | 6400K WHITE



ALSO AVAILABLE



MODEL	WATTS	EQ.WATTS	LUMENS	BASE	SHAPE	BOX QTY.
VT-281	15w	85w	1250	B22	A65	100 pcs

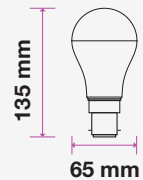
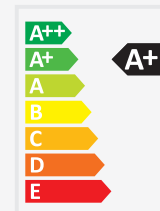
SKU: 854 | 3000K WARM WHITE

SKU:943 | 4000K DAY WHITE

SKU: 855 | 6400K WHITE



ALSO AVAILABLE



# LED REFLECTOR BULB

We offer an energy-efficient reflectors range of various widths (39mm, 50mm, 63mm, 80mm) for diffused lighting that can serve as track or spotlight in residential, hospitality, or commercial spaces.

• Available in E14 and E27

- 30,000-hr lifespan
- 120° Beam Angle
- AC:220-240V,50Hz
- CRI: >80

**5 YEAR WARRANTY\***



R39



R50

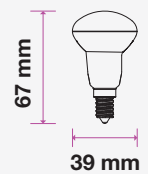
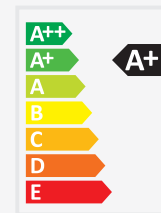


R63

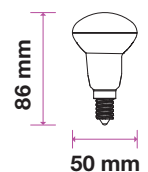
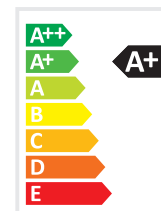


R80

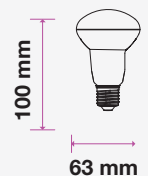
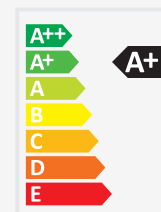
MODEL	WATTS	EQ.WATTS	LUMENS	BASE	SHAPE	BOX QTY.
VT-239	3w	25w	250	E14	R39	200 pcs
SKU: 210   3000K WARM WHITE SKU: 211   4000K DAY WHITE SKU: 212   6400K WHITE						



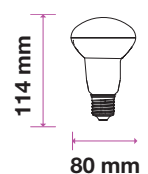
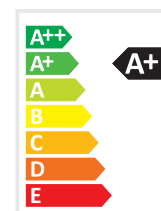
MODEL	WATTS	EQ.WATTS	LUMENS	BASE	SHAPE	BOX QTY.
VT-250	6w	40w	470	E14	R50	200 pcs
SKU: 138   3000K WARM WHITE SKU: 139   4000K DAY WHITE SKU: 140   6400K WHITE						



MODEL	WATTS	EQ.WATTS	LUMENS	BASE	SHAPE	BOX QTY.
VT-263	8w	60w	570	E27	R63	200 pcs
SKU: 141   3000K WARM WHITE SKU: 142   4000K DAY WHITE SKU: 143   6400K WHITE						



MODEL	WATTS	EQ.WATTS	LUMENS	BASE	SHAPE	BOX QTY.
VT-280	10w	75w	800	E27	R80	200 pcs
SKU: 135   3000K WARM WHITE SKU: 136   4000K DAY WHITE SKU: 137   6400K WHITE						



## LED PAR BULB

Provide precisely control LED beams of light to any space with V-TAC's improved range of LED PAR bulbs with 40° beam angle. With a significantly longer lifespan and up to 80% lower energy-consumption, our LED PAR series is your cost-efficient replacement for Halogen PAR lamps. Our PAR series offers advanced thermal management features and uses LEDs provided by Samsung.

- Uses IP-protected Samsung LED chip
- 20,000 hrs Lifespan
- 300° Beam Angle
- AC:220-240V,50Hz
- CRI: >80

**5** YEAR WARRANTY\*



PAR20



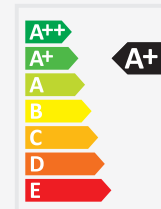
PAR30



PAR38

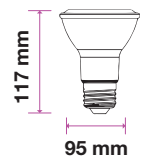
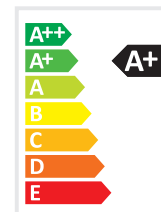
MODEL	WATTS	EQ.WATTS	LUMENS	BASE	SHAPE	BOX QTY.
VT-220	7w	65w	495	E27	PAR20	100 pcs

SKU: 147 | 3000K WARM WHITE  
 SKU: 148 | 4000K DAY WHITE  
 SKU: 149 | 6400K WHITE



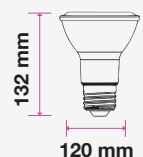
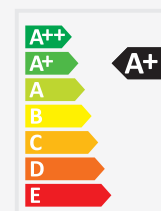
MODEL	WATTS	EQ.WATTS	LUMENS	BASE	SHAPE	BOX QTY.
VT-230	11w	95w	825	E27	PAR30	30 pcs

SKU: 153 | 3000K WARM WHITE  
 SKU: 154 | 4000K DAY WHITE  
 SKU: 155 | 6400K WHITE



MODEL	WATTS	EQ.WATTS	LUMENS	BASE	SHAPE	BOX QTY.
VT-238	14w	120w	1100	E27	PAR38	30 pcs

SKU: 150 | 3000K WARM WHITE  
 SKU: 151 | 4000K DAY WHITE  
 SKU: 152 | 6400K WHITE



## LED BULBS

### UFO Bulb

V-TAC's Big Bulb range are ready to meet lighting demands for big spaces that require broader lighting with its range of unique designs, all with significantly greater luminous flux. This range has lamps with diameter ranging from 75mm up to 250mm. Despite the great size, these LED big bulbs are equipped with modern thermal management so it will not heat up and has LEDs provided by Samsung for maximum efficiency.

- **30,000 hrs Lifespan**
- **AC:220-240V,50Hz**
- **CRI: >80**

**5 YEAR WARRANTY\***



F150

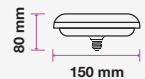
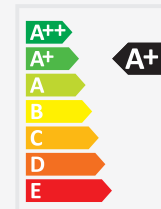


F200

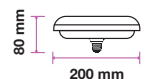
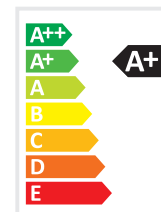


F250

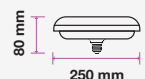
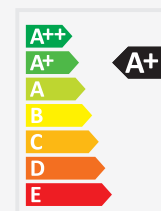
MODEL	WATTS	EQ.WATTS	LUMENS	BASE	SHAPE	BOX QTY.
<b>VT-216</b>	<b>15w</b>	<b>80w</b>	<b>1200</b>	<b>E27</b>	<b>F150</b>	<b>20 pcs</b>
SKU: 213   3000K WARM WHITE SKU: 214   4000K DAY WHITE SKU: 215   6400K WHITE						



MODEL	WATTS	EQ.WATTS	LUMENS	BASE	SHAPE	BOX QTY.
<b>VT-224</b>	<b>24w</b>	<b>120w</b>	<b>1900</b>	<b>E27</b>	<b>F200</b>	<b>20 pcs</b>
SKU: 216   3000K WARM WHITE SKU: 217   4000K DAY WHITE SKU: 218   6400K WHITE						



MODEL	WATTS	EQ.WATTS	LUMENS	BASE	SHAPE	BOX QTY.
<b>VT-235</b>	<b>36w</b>	<b>170w</b>	<b>2900</b>	<b>E27</b>	<b>F250</b>	<b>20 pcs</b>
SKU: 219   3000K WARM WHITE SKU: 220   4000K DAY WHITE SKU: 221   6400K WHITE						



LED BULBS  
PAR Bulb | G120

**5** YEAR  
WARRANTY\*

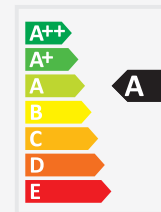


GX53

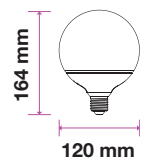


G120


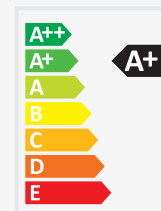
MODEL	WATTS	EQ.WATTS	LUMENS	BASE	BOX QTY.
VT-207	7w	45w	550	GX53	200 pcs
SKU: 222   3000K WARM WHITE					
SKU: 223   4000K DAY WHITE					
SKU: 224   6400K WHITE					



MODEL	WATTS	EQ.WATTS	LUMENS	BASE	SHAPE	BOX QTY.
VT-218	17w	100w	1521	E27	G120	20 pcs
SKU: 226   4000K DAY WHITE						



MODEL	WATTS	EQ.WATTS	LUMENS	BASE	SHAPE	BOX QTY.
VT-288	18w		2000	E27	G120	20 pcs
SKU: 123   3000K WARM WHITE						
SKU: 124   4000K DAY WHITE						
SKU: 125   6400K WHITE						





LED BULBS

LED Big Bulb | Lowbay

**5** YEAR  
**WARRANTY\***



E27



E40

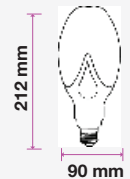


E40

MODEL	WATTS	LUMENS	BASE	BOX QTY.
VT-240	36w	3960	E27	20 pcs

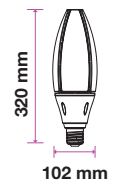
- SKU: 283 | 3000K WARM WHITE
- SKU: 284 | 4000K DAY WHITE
- SKU: 285 | 6400K WHITE

**2** YEAR  
 WARRANTY



MODEL	WATTS	LUMENS	BASE	BOX QTY.
VT-260	60w	5400	E40	20 pcs

- SKU: 186 | 3000K WARM WHITE
- SKU: 187 | 4000K DAY WHITE
- SKU: 188 | 6400K WHITE



MODEL	WATTS	LUMENS	BASE	BOX QTY.
VT-85	85w	6800	E40	4 pcs

- SKU: 521 | 6400K WHITE



# LED BIG BULBS

## Acrylic Bulbs

**5** YEAR WARRANTY\*

V-TAC's Acrylic Bulb range with its unique designs, all with significantly greater luminous flux. Despite the great size, these LED big bulbs are equipped with modern thermal management so it will not heat up and has LEDs provided by Samsung for maximum efficiency.

- **30,000 hrs Lifespan**
- **AC:220-240V,50Hz**
- **CRI: >80**
- **PF >0.5**
- **120° Beam Angle**
- **Acrylic+Aluminum+Plastic Material**

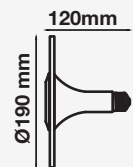
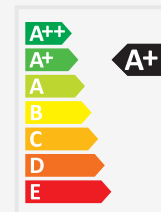


11w

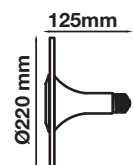


18w

MODEL	WATTS	EQ.WATTS	LUMENS	BASE	BOX QTY.
VT-2311	11w	70w	900	E27	18 pcs
SKU: 2781   3000K WARM WHITE					
SKU: 2782   4000K DAY WHITE					
SKU: 2783   6400K WHITE					



MODEL	WATTS	EQ.WATTS	LUMENS	BASE	BOX QTY.
VT-2318	18w	90w	1200	E27	18 pcs
SKU: 2784   3000K WARM WHITE					
SKU: 2785   4000K DAY WHITE					
SKU: 2786   6400K WHITE					



## LED BULBS

### LED Emergency Bulb

Multi-Functional LED Bulb — Our Emergency Light Bulb is portable, and can be used as camping light, flashlight, hook light, warehouse light and use as normal bulb aswell.

- 30,000 hrs Lifespan
- AC:220-240V,50Hz
- CRI: >80
- 200° Beam Angle

#### Emergency Specs

- 280lm Lumens
- Power:3W
- 3 Hour Working Time
- 6 Hour Charging Time:
- Lithium Battery DC:3.7V, 1800mAh



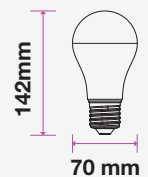
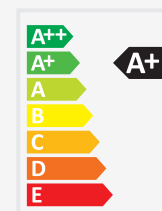
**EMERGENCY  
 BATTERY**

**2 YEAR**  
**WARRANTY\***



MODEL	WATTS	LUMENS	BASE	BOX QTY.
VT-2309	9w	806	E27	50 pcs

- SKU: 2371 | 3000K WARM WHITE
- SKU: 2372 | 4000K DAY WHITE
- SKU: 2373 | 6400K WHITE



# Certificates

DIALux Partner

## Certificate

This is to certify that

**V-TAC Europe Ltd.**

is an official DIALux Partner.

# 2017

DIALux improves the lighting design process by making it accessible and easy to apply for everyone.

Lüdenscheid, 2017-01-02



Dieter Polle  
General Manager



Friedrich W. Bremecker  
International Sales

DIALux is a registered trademark of DIAL GmbH.

**DIALux Partner**

**CERTIFICATE**  
No. ZTA 10 10 3304 001

Holder of Certificate: **V-TAC Europe Ltd.**  
Rupertstrasse 50 1  
52624  
Bilzlar

Certification Mark: 

Product: **LED Lampe  
LED Lamp**

Tested according to: EN 60528:2012  
EN 60341:2009  
EN 60528:2012  
IEC 60528:2012 IEC 60341:2009

The applicant hereby certifies that the safety and health requirements of the German Product Safety Act (Stoffmengenverordnung) are fulfilled by the product. It is not permitted to alter the certification marking in any way. In addition the certificate holder must not transfer the certificate to third parties. The certificate is valid until the technical data, unless it is cancelled earlier. (See also related certificate)

Test report no.: 0101000000-00  
Valid until: 2019-11-01

Date: 2016-11-09  
Page 1 of 2

TUV SUD Product Service GmbH · Südwestpark · Metzdorfstr. 9 · 65066 Wiesbaden · Germany

**TUV**

**Certificate of Conformity**

Certification No.: G0113080720E  
Applicant: V-TAC EXPORTS LIMITED  
Address: ROOM NO. 301, KAM ON BUILDING 176A QUEENS ROAD  
CENTRAL, CENTRAL, HONGKONG  
Manufacturer: V-TAC EXPORTS LIMITED  
Address: ROOM NO. 301, KAM ON BUILDING 176A QUEENS ROAD  
CENTRAL, CENTRAL, HONGKONG  
Certification Marking: CE-EMC  
Product Description: LED DOWN LIGHT  
Model: VT-2016, VT-2015, VT-2030

Trademark: **V-TAC**

An independent evaluation on the above-mentioned product(s) has been conducted pursuant to 2011/65/EU of the European Parliament and of the Council of 8 June 2011 on the restriction of the use of certain hazardous substances in electrical and electronic equipment, and concluded that the equipment under evaluation met the regulatory requirements of this directive.

**RoHS**

Authorized Signer: James Zhao/Manager  
June 3, 2015

**RoHS**



**Certified and Tested**



**CE/EMC**

**Certificate of Conformity**

Certification No.: G0113080720E  
Applicant: V-TAC EXPORTS LIMITED  
Address: ROOM NO. 301, KAM ON BUILDING 176A QUEENS ROAD  
CENTRAL, CENTRAL, HONGKONG  
Manufacturer: V-TAC EXPORTS LIMITED  
Address: ROOM NO. 301, KAM ON BUILDING 176A QUEENS ROAD  
CENTRAL, CENTRAL, HONGKONG  
Certification Marking: CE-EMC  
Product Description: LED DOWN LIGHT  
Model: VT-2016, VT-2015, VT-2030

Trademark: **V-TAC**

Sufficient samples of the product have been tested and found to be in conformity with:

EN 60528:2012	A1:2007	A2:2009
EN 60341:2009		
EN 61000-3-2:2006+A1:2009+A2:2010		
EN 61000-3-3:2010		

When tested as specified, the submitted sample complies with EMC Directive 2014/53/EU. This certificate is based on a single evaluation of one sample of above-mentioned products. It does not imply an assessment of the whole production and does not permit the use of the test laboratory logo.

**CE**

Authorized Signer: James Zhao/Manager  
June 3, 2015

**CE / LVD**

INTRODUCING THE NEW SERIES



Our bestselling LED Lights — now upgraded with a superior efficiency of **160 lm/W** through the latest in LED technology.

*Super***BRIGHT**  
**160**  
LUMENS/W

**5** YEAR  
WARRANTY



**Head Offices**

Sofia | London

Europe Office  
41, bul. Rozhen  
1271 Sofia, Bulgaria

**UK Office**

V-TAC House,  
Kelpatrick Road,  
Slough, Berkshire,  
SL1 6BW, UK.  
[www.v-tac.co.uk](http://www.v-tac.co.uk)

**Middle East Office**

Unit# 407/8/9 Jumeirah  
Bay Towers,  
Plot# X3, JLT,  
P.O. Box 45244, Dubai.  
[www.vtacexports.com](http://www.vtacexports.com)

SMART SPEAKERS **SMART TABLE LAMPS**

PENDANTS

LED STRIP LIGHTS

TOWER FANS LED CEILING FAN

**POWER BANK**

LED SPOT LIGHTS

**CAMERAS**

TABLE LIGHTS **LED SOLAR LIGHTS**

FIRE RATED LIGHTS

LED LINEAR LIGHTS

## X-ON Electronics

Largest Supplier of Electrical and Electronic Components

*Click to view similar products for [LED Replacement Lamps - Based LEDs](#) category:*

*Click to view products by [V-TAC](#) manufacturer:*

Other Similar products are found below :

[LAPD-1A](#) [LAPD-1R](#) [LAPD-2R](#) [LAPD-6W](#) [LSTD-M4S](#) [SSP-1156B153S12](#) [SSP-1157B156U12](#) [SSP-LXS110818BA](#) [560-0101F](#) [560-0103F](#)  
[LAPD-1W](#) [LAPD-6R](#) [560-0104F](#) [585-1113](#) [SSP-LXC1283S24](#) [SSP-3MB96U12G](#) [SLL-05EY](#) [1.90.690.684/0000](#) [560-0203F](#) [586-2206-](#)  
[205F](#) [SSP-LXS1826U16A](#) [LATD-2JW](#) [24LS4-G1](#) [24LS4-R1](#) [MF200-NFW5H](#) [MB403-W60-CW-BP](#) [1819LS2-G-CG](#) [387LP-B](#) [387LP-W](#)  
[6S6LS155-CWR](#) [130MBLS-G-CG](#) [5000404LAMP](#) [E10SB12A](#) [E10SB130A](#) [E10SB24A](#) [E10SG12A](#) [E10SG130A](#) [E10SR12A](#) [E10SR130A](#)  
[E10SW12A](#) [E10SY12A](#) [E10SY130A](#) [6S6LS130-CWW](#) [MF200-BCG12H](#) [MF200-NFR5H](#) [24L4-B1](#) [120PSBL-NWW](#) [MF200-NKG120](#)  
[5SB-NFG24H](#) [MF200C-NFW28H](#)