


PCB terminal strip; 2 solder pins/pole; 8-pole; pin spacing 5/5.08 mm / 0.2 in; with push-button

Item No.: 256-408



PCB terminal strip; 2 solder pins/pole; 8-pole; pin spacing 5/5.08 mm / 0.2 in; with push-button

Marking

RoHS ✓
Compliant

Business data

Supplier	WAGO
Item no.	256-408
GTIN / EAN	4044918756983
Content	1
Order amount	25
Customer item number	

Notes

Terminal strips with push-button actuated CAGE CLAMP® Also available with Ex e approval Set to metric or inch pin spacing by compressing terminal strips together or pulling them apart Ideal for in-the-field wiring thanks to simplified push-button actuation Convenient, tool-free operation

Technical data

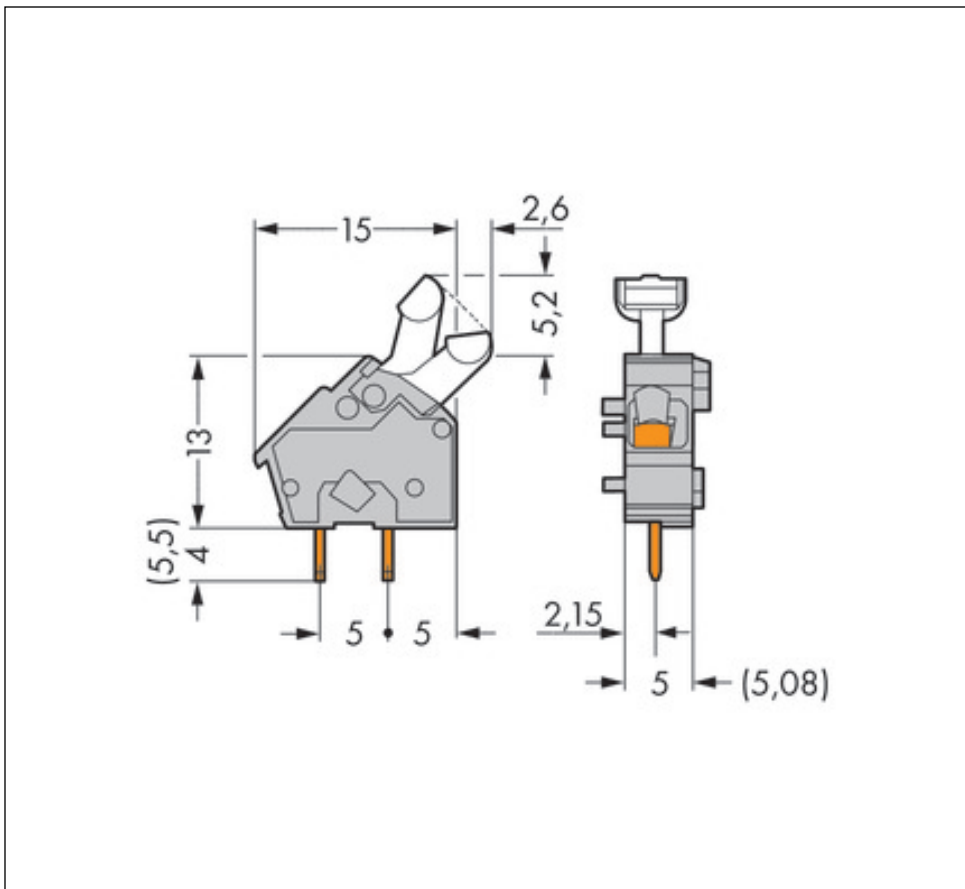

Miscellaneous

No. of poles	8
Pin Spacing	5/5.08 mm / 0.2 in
Total number of connection points	8
Total number of potentials	8
Color	gray
Ratings according to 1	IEC/EN 60664-1
Overvoltage category EN 1	III

Technical data	
<i>Pollution degree (1)</i>	2
<i>Rated voltage EN (1) [V]</i>	320 [V]
<i>Rated surge voltage (1) [kV]</i>	4 [kV]
<i>Nominal current [A]</i>	24 [A]
<i>Overvoltage category EN 2</i>	II
<i>Degree of pollution (2)</i>	2
<i>Rated voltage EN (2) [V]</i>	630 [V]
<i>Rated surge voltage (2) [kV]</i>	4 [kV]
<i>Nominal current (2) [A]</i>	24 [A]
<i>Overvoltage category EN 3</i>	III
<i>Degree of pollution (3)</i>	3
<i>Rated voltage EN (3) [V]</i>	250 [V]
<i>Rated surge voltage (3) [kV]</i>	4 [kV]
<i>Nominal current (3) [A]</i>	24 [A]
<i>Number of individual connection objects at the product</i>	1
<i>Connection technology (1)</i>	CAGE CLAMP®
<i>Solid sizes 1</i>	0.08 ... 2.5 mm ² / 28 ... 12 AWG
<i>Fine-stranded wires 1</i>	0.08 ... 2.5 mm ² / 28 ... 12 AWG
<i>Fine-stranded wires with insulated ferrule 1</i>	0.25 ... 1.5 mm ² / ...
<i>Fine-stranded wires with uninsulated ferrule 1</i>	0.25 ... 1.5 mm ² / ...
<i>Strip length 1</i>	5 ... 6 mm / 0.2 ... 0.24 in
<i>Conductor entry angle to the PCB 1 [°]</i>	45 [°]
<i>Solder pin arrangement</i>	in-line solder pin
<i>Solder pin length [mm]</i>	4 [mm]
<i>Solder pin width A [mm]</i>	0.7 [mm]
<i>Solder pin width B [mm]</i>	0.7 [mm]
<i>Tolerance of drilled hole [mm]</i>	1.1(+ 0.1) [mm]
<i>Material group</i>	I
<i>Insulating material</i>	Polyamide 66 (PA 66)
<i>Flammability rating per UL 94</i>	V0
<i>Limit temperature range</i>	-60 C ... 105 C
<i>Clamping spring material</i>	Chrome-nickel spring steel (CrNi)
<i>Contact material</i>	Electrolytic copper (Ecu)
<i>Contact plating</i>	tin-plated

Technical data	
<i>Fire load [MJ]</i>	<i>0.117 [MJ]</i>
<i>Weight [g]</i>	<i>7.63 [g]</i>
<i>Width</i>	<i>42.9 mm / 1.689 in</i>
<i>Height</i>	<i>22.2 mm / 0.874 in</i>
<i>Height from the surface</i>	<i>18.2 mm / 0.717 in</i>
<i>Length</i>	<i>17.6 mm / 0.693 in</i>

Images & drawings



Address

WAGO Kontakttechnik GmbH & Co. KG

Hansastr. 27

32423 Minden

Telefon: 0571/887-0

Fax: 0571/887-169

<http://www.wago.com>

© WAGO Kontakttechnik GmbH & Co. KG

Technische Änderungen und Irrtümer vorbehalten.

X-ON Electronics

Largest Supplier of Electrical and Electronic Components

Click to view similar products for [wago manufacturer](#):

Other Similar products are found below :

[750-460](#) [231-118/026-000](#) [231-303/026-000](#) [231-620/019-000](#) [257-403](#) [280-438](#) [280-831](#) [284-624](#) [210-111](#) [231-303/037-000](#) [231-446/001-000_NR](#) [232-216/026-000](#) [234-510](#) [264-726](#) [280-339](#) [0283-0671](#) [830-800/000-305](#) [750-512](#) [750-455](#) [51251782](#) [286-312](#) [713-1428/107-000](#) [731-138/048-000](#) [750-459](#) [750-517](#) [793-3505](#) [826-172](#) [859-304](#) [280-335](#) [231-535/001-000](#) [2604-1106](#) [2604-1504](#) [2606-1103/020-000](#) [2624-1103](#) [2626-3103/020-000](#) [713-1107](#) [852-1411](#) [2106-1307](#) [2116-5307](#) [832-1205](#) [832-3604](#) [2009-110](#) [281-512/281-501](#) [286-336](#) [750-421](#) [750-838](#) [753-559](#) [750-1505](#) [787-732](#) [753-437](#)