


1 Sensor and Actuator Terminal Blocks 2000 Series

6 Commoning: Signal Level




Commoning the signal level with push-in type jumper bars (2000 Series); models with an LED can only be commoned in one jumper slot! TOPJOB® S test plug adapter can be used in all jumper slots.



Upper level: two independent signal pathways

Commoning: Potential Level




Commoning potential levels via push-in type jumper bars (2000 Series).

Power Supply




Orange supply terminal block of same profile with a power supply option from both the cabinet and sensor sides

Marking System




Marking strips (2009-110), marking from the top or the side




Terminal block assembly with 4-conductor sensor terminal blocks and 3-conductor actuator terminal blocks

Marking System



WMB markers 3.5 mm (793-35xx), marking from the top or the side, additional marking option via marker carrier



3-conductor sensor LED terminal block with a connected sensor



Push-in CAGE CLAMP® terminates the following copper conductors:*

solid



stranded



fine-stranded, also with tinned single strands

* For aluminum conductors, see notes in Full Line Catalog, Volume 1, Section 14.


❶ When using ferrules, the max. conductor cross section accommodated is one size smaller than max. rating of terminal block.

- Description and Handling -


Commoning: Potential Level




Continuous commoning in the potential levels via push-in type jumper bars for even pole numbers (2000 Series)



Potential levels: two adjacent commoning options on a current bar




4-conductor sensor terminal block with ground contact




Upper level: two independent signal pathways, in 3.5 mm pin spacing, with a dual jumper slot
Lower levels: two interconnected potential clamping units, with a single jumper slot, can be commoned in both directions

Ground Commoning




For sensor and actuator terminal blocks without ground connection to the DIN-rail, the ground connection can be performed by commoning to the terminal block with a ground foot.

Testing




Testing via testing tap (2009-182) (up to max. 42 V)

Testing



Testing via test plug adapter (2009-174) (up to max. 42 V)



3-conductor actuator LED terminal block with a connected actuator



fine-stranded,
tip-bonded




fine-stranded,
with ferrule ①
(gas-tight crimped)




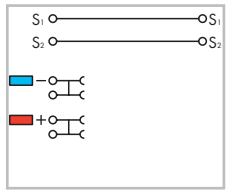
fine-stranded,
with pin terminal
(gas-tight crimped)

TOPJOB® S 3-Conductor Sensor Terminal Blocks 1 (1.5) mm² 2000 Series

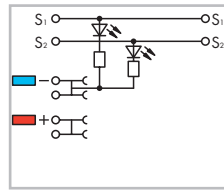
| | | | |
|---|------------------------------|---|-------------------------------|
| 0.14 ... 1 (1.5) mm ² ① 250 V/4 kV/3 ② I _N 13.5 A | AWG 24 ... 16 300 V, 10 A | 0.14 ... 1 (1.5) mm ² ① 24 VDC I _N 13.5 A | AWG 24 ... 16 24 VDC, 10 A |
| Terminal block width 7 mm / 0.276 in ③ 9 ... 11 mm / 0.39 in ④ | | Terminal block width 7 mm / 0.276 in ③ 9 ... 11 mm / 0.39 in ④ | |



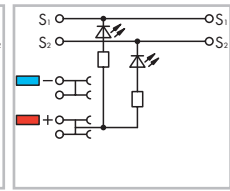
2000-5311




2000-5311/1102-950




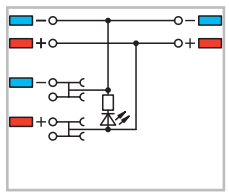
2000-5311/1101-951



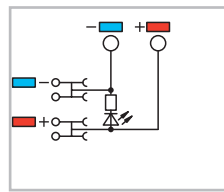
| Item No. | Pack. Unit | Item No. | Pack. Unit |
|--|------------|---|------------|
| 3-conductor sensor terminal block | | 3-conductor sensor LED terminal block, for PNP (high-side) switching sensors, yellow LED | |
| gray 2000-5311 | 50 | gray 2000-5311/1102-950 | 50 |
| | | 3-conductor sensor LED terminal block, for NPN (low-side) switching sensors, yellow LED | |
| | | gray 2000-5311/1101-951 | 50 |



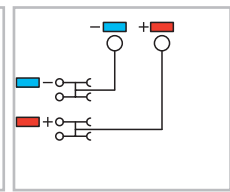
2000-5372/1102-953



2000-5352/1102-953



2000-5352



| Item No. | Pack. Unit | Item No. | Pack. Unit |
|--|------------|---|------------|
| 3-conductor sensor LED supply terminal block, 24 VDC, green LED | | 3-conductor sensor LED supply terminal block, 24 VDC, green LED, control panel side: 2.5 (4) mm², max. 28 A | |
| orange 2000-5372/1102-953 | 15 | orange 2000-5352/1102-953 | 15 |
| 3-conductor sensor supply terminal block, max. 250 V, internal bridge | | 3-conductor sensor supply terminal block, max. 250 V, control panel side: 2.5 (4) mm², max. 28 A | |
| orange 2000-5372 | 15 | orange 2000-5352 | 15 |

PUSH-IN CAGE CLAMP®

Note:
The double pin spacing of this terminal block series maximizes connectivity. For example ten sensors may be connected using only five sensor terminal blocks plus power supply terminal block.

- ① Conductor sizes: 0.14 mm² ... 1.5 mm² "s + f-st"; Push-in conductor sizes: 0.5 mm² ... 1.5 mm² "s" and 0.5 mm² ... 0.75 mm² "insulated ferrule, 10 mm"
- ② 250 V = rated voltage
4 kV = rated surge voltage
3 = pollution degree
(see Full Line Catalog, Volume 1, Section 14)
- ③ 3.5 mm pin spacing per signal (2 x 3.5 mm = 7 mm)
- ④ Strip length, see packaging or instructions.
- ⑤ See application notes in Full Line Catalog, Volume 1, for:
Colored push-in type jumper bars, page 101
Push-in type wire jumper, page 102

Accessories for 4-Conductor Terminal Blocks WMB/Marking strips (see Full Line Catalog, Volume 1, Section 13)

| | |
|--|----------------------|
| End and intermediate plate, 1 mm thick, | |
| for 3-conductor terminal blocks | |
| gray | 2000-5391 100 (4x25) |

| | |
|--|---------------------|
| Push-in type jumper bar, insulated, | |
| I _N 14 A, light gray | |
| 2-way | 2000-402 200 (8x25) |
| 3-way | 2000-403 200 (8x25) |
| 4-way | 2000-404 200 (8x25) |
| 5-way | 2000-405 100 (4x25) |
| 6-way | 2000-406 100 (4x25) |
| 7-way | 2000-407 100 (4x25) |
| 8-way | 2000-408 100 (4x25) |
| 9-way | 2000-409 100 (4x25) |
| 10-way | 2000-410 100 (4x25) |

| | |
|--|-------------|
| Colored push-in type jumper bars, | |
| red | .../000-005 |
| blue | .../000-006 |
| yellow-green | |

| | |
|--|---------------------|
| Push-in type jumper bar, insulated, | |
| I _N 14 A, light gray | |
| from 1 to 3 | 2000-433 200 (8x25) |
| from 1 to 4 | 2000-434 200 (8x25) |
| from 1 to 5 | 2000-435 100 (4x25) |
| from 1 to 6 | 2000-436 100 (4x25) |
| from 1 to 7 | 2000-437 100 (4x25) |
| from 1 to 8 | 2000-438 100 (4x25) |
| from 1 to 9 | 2000-439 100 (4x25) |
| from 1 to 10 | 2000-440 100 (4x25) |

| | |
|------------------------------------|--------------------|
| Double-deck marker carrier, | |
| pivoting | |
| gray | 2000-121 50 (2x25) |

| | |
|------------------------------|------------|
| Marking strip, plain, | |
| 11 mm wide, 50 m roll | |
| white | 2009-110 1 |

| | |
|---|------------|
| WMB Multi marking system, | |
| 10 strips with 10 markers per card, for 3.5 mm terminal block width | |
| plain | 793-3501 5 |

| | |
|---|-----------|
| Operating tool with a partially insulated shaft, | |
| type 1, (2.5 x 0.4) mm blade | |
| | 210-719 1 |


TOPJOB® S

4-Conductor Sensor Terminal Blocks 1 (1.5) mm²

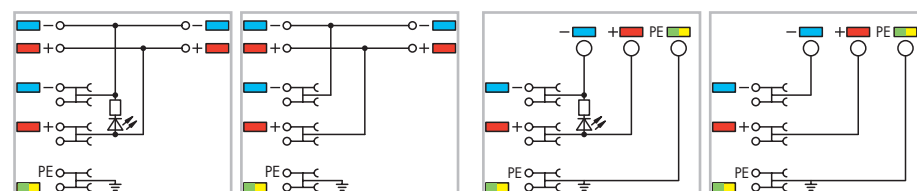

2000 Series

PUSH-IN CAGE CLAMP®

| | | | |
|---|------------------------------|---|-------------------------------|
| 0.14 ... 1 (1.5) mm ² ① 250 V/4 kV/3 ② I _N 13.5 A | AWG 24 ... 16 300 V, 10 A | 0.14 ... 1 (1.5) mm ² ① 24 VDC I _N 13.5 A | AWG 24 ... 16 24 VDC, 10 A |
| Terminal block width 7 mm / 0.276 in ③ 9 ... 11 mm / 0.39 in ④ | | Terminal block width 7 mm / 0.276 in ③ 9 ... 11 mm / 0.39 in ④ | |



| Item No. | Pack. Unit | Item No. | Pack. Unit |
|--|------------|---|------------|
| 4-conductor sensor terminal block | | 4-conductor sensor LED terminal block, for PNP (high-side) switching sensors, yellow LED | |
| gray 2000-5417 | 50 | gray 2000-5417/1102-950 | 50 |
| gray 2000-5410 | 50 ⑥ | gray 2000-5410/1102-950 | 50 ⑥ |
| | | 4-conductor sensor LED terminal block, for NPN (low-side) switching sensors, yellow LED | |
| | | gray 2000-5417/1101-951 | 50 |
| | | gray 2000-5410/1101-951 | 50 ⑥ |



| Item No. | Pack. Unit | Item No. | Pack. Unit |
|--|------------|---|------------|
| 4-conductor sensor LED supply terminal block, 24 VDC, green LED | | 4-conductor sensor LED supply terminal block, 24 VDC, green LED, control panel side: 2.5 (4) mm², max. 28 A | |
| orange 2000-5477/1102-953 | 15 | orange 2000-5457/1102-953 | 15 |
| 4-conductor sensor supply terminal block, max. 250 V, internal bridge | | 4-conductor sensor supply terminal block, max. 250 V, control panel side: 2.5 (4) mm², max. 28 A | |
| orange 2000-5477 | 15 | orange 2000-5457 | 15 |

- Note:**
The double pin spacing of this terminal block series maximizes connectivity. For example ten sensors may be connected using only five sensor terminal blocks plus power supply terminal block.
- Conductor sizes: 0.14 mm² ... 1.5 mm² "s + fst"; Push-in conductor sizes: 0.5 mm² ... 1.5 mm² "s" and 0.5 mm² ... 0.75 mm² "insulated ferrule, 10 mm"
 - 250 V = rated voltage
4 kV = rated surge voltage
3 = pollution degree
(see Full Line Catalog, Volume 1, Section 14)
 - 3.5 mm pin spacing per signal (2 x 3.5 mm = 7 mm)
 - Strip length, see packaging or instructions.
 - See application notes in Full Line Catalog, Volume 1, for:
Colored push-in type jumper bars, page 101
Push-in type wire jumper, page 102
 - Ground connection via commoning to terminal blocks with ground foot

Accessories for 4-Conductor Terminal Blocks WMB/Marking strips

(see Full Line Catalog, Volume 1, Section 13)

| | |
|--|---------------------------------|
| End and intermediate plate, 1 mm thick, | for 4-conductor terminal blocks |
| gray 2000-5491 | 100 (4x25) |

| | |
|--|---------------------------------|
| Push-in type jumper bar, insulated, | I _N 14 A, light gray |
| ⑤ 2-way 2000-402 | 200 (8x25) |
| 3-way 2000-403 | 200 (8x25) |
| 4-way 2000-404 | 200 (8x25) |
| 5-way 2000-405 | 100 (4x25) |
| 6-way 2000-406 | 100 (4x25) |
| 7-way 2000-407 | 100 (4x25) |
| 8-way 2000-408 | 100 (4x25) |
| 9-way 2000-409 | 100 (4x25) |
| 10-way 2000-410 | 100 (4x25) |

| |
|--|
| Colored push-in type jumper bars, |
| red .../000-005 |
| blue .../000-006 |
| yellow-green .../000-018 |

| | |
|--|---------------------------------|
| Push-in type jumper bar, insulated, | I _N 14 A, light gray |
| from 1 to 3 2000-433 | 200 (8x25) |
| from 1 to 4 2000-434 | 200 (8x25) |
| from 1 to 5 2000-435 | 100 (4x25) |
| from 1 to 6 2000-436 | 100 (4x25) |
| from 1 to 7 2000-437 | 100 (4x25) |
| from 1 to 8 2000-438 | 100 (4x25) |
| from 1 to 9 2000-439 | 100 (4x25) |
| from 1 to 10 2000-440 | 100 (4x25) |

| | |
|------------------------------------|-----------|
| Double-deck marker carrier, | pivoting |
| gray 2000-121 | 50 (2x25) |


| | |
|------------------------------|-----------------------|
| Marking strip, plain, | 11 mm wide, 50 m roll |
| white 2009-110 | 1 |

| | |
|----------------------------------|---|
| WMB Multi marking system, | 10 strips with 10 markers per card, for 3.5 mm terminal block width |
| plain 793-3501 | 5 |

| | |
|---|------------------------------|
| Operating tool with a partially insulated shaft, | type 1, (2.5 x 0.4) mm blade |
| 210-719 | 1 |


TOPJOB® S 3-Conductor Actuator Terminal Blocks 1 (1.5) mm² 2000 Series

| | | | |
|---|------------------------------|---|-------------------------------|
| 0.14 ... 1 (1.5) mm ² ① 250 V/4 kV/3 ② I _N 13.5 A | AWG 24 ... 16 300 V, 10 A | 0.14 ... 1 (1.5) mm ² ① 24 VDC I _N 13.5 A | AWG 24 ... 16 24 VDC, 10 A |
| Terminal block width 7 mm / 0.276 in ③ 9 ... 11 mm / 0.39 in ④ | | Terminal block width 7 mm / 0.276 in ③ 9 ... 11 mm / 0.39 in ④ | |



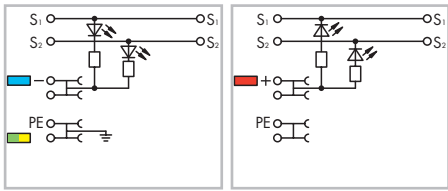
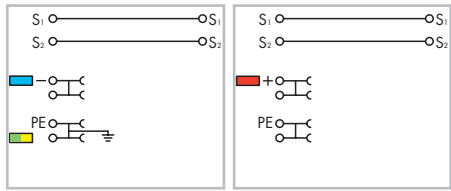
40,4 mm / 1.59 in
81,1 mm / 3.19 in

2000-5317/102-000 2000-5310/101-000




40,4 mm / 1.59 in
81,1 mm / 3.19 in

2000-5317/1102-950 2000-5310/1101-951




| Item No. | Pack. Unit | Item No. | Pack. Unit |
|---|------------------------|---|-------------------------|
| 3-conductor actuator terminal block, for PNP (high-side) switching actuators, with ground connection | | 3-conductor actuator LED terminal block, for PNP (high-side) switching actuators, yellow LED, with ground connection | |
| gray | 2000-5317/102-000 50 | gray | 2000-5317/1102-950 50 |
| gray | 2000-5310/102-000 50 ⑥ | gray | 2000-5310/1102-950 50 ⑥ |
| 3-conductor actuator terminal block, for NPN (low-side) switching actuators | | 3-conductor actuator LED terminal block, for NPN (low-side) switching actuators, yellow LED | |
| gray | 2000-5317/101-000 50 | gray | 2000-5317/1101-951 50 |
| gray | 2000-5310/101-000 50 ⑥ | gray | 2000-5310/1101-951 50 ⑥ |



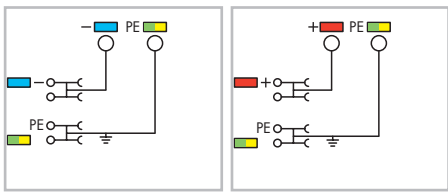
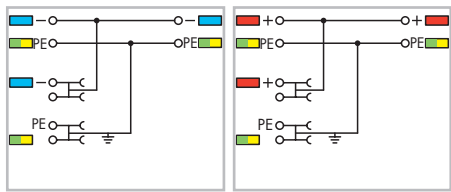
40,4 mm / 1.59 in
81,1 mm / 3.19 in

2000-5377/102-000 2000-5377/101-000



40,4 mm / 1.59 in
81,1 mm / 3.19 in

2000-5357/102-000 2000-5357/101-000



| Item No. | Pack. Unit | Item No. | Pack. Unit |
|---|----------------------|---|----------------------|
| 3-conductor actuator supply terminal block, max. 250 V, for PNP (high-side) switching actuators, with ground connection, internal bridge | | 3-conductor actuator supply terminal block, max. 250 V, control panel side: 2.5 (4) mm², max. 28 A, for PNP (high-side) switching actuators, with ground connection | |
| orange | 2000-5377/102-000 15 | orange | 2000-5357/102-000 15 |
| 3-conductor actuator supply terminal block, max. 250 V, for NPN (low-side) switching actuators, with ground connection | | 3-conductor actuator supply terminal block, 24 VDC, control panel side: 2.5 (4) mm², max. 28 A, for NPN (low-side) switching actuators, with ground connection | |
| orange | 2000-5377/101-000 15 | orange | 2000-5357/101-000 15 |

PUSH-IN CAGE CLAMP®

Note:
The double pin spacing of this terminal block series maximizes connectivity. For example ten sensors may be connected using only five sensor terminal blocks plus power supply terminal block.

① Conductor sizes: 0.14 mm² ... 1.5 mm² "s + f.st"; Push-in conductor sizes: 0.5 mm² ... 1.5 mm² "s" and 0.5 mm² ... 0.75 mm² "insulated ferrule, 10 mm"

② 250 V = rated voltage
4 kV = rated surge voltage
3 = pollution degree
(see Full Line Catalog, Volume 1, Section 14)

③ 3.5 mm pin spacing per signal (2 x 3.5 mm = 7 mm)

④ Strip length, see packaging or instructions.

⑤ See application notes in Full Line Catalog, Volume 1, for:
Colored push-in type jumper bars, page 101
Push-in type wire jumper, page 102

⑥ Ground connection via commoning to terminal blocks with ground foot

Accessories for 4-Conductor Terminal Blocks WMB/Marking strips (see Full Line Catalog, Volume 1, Section 13)

End and intermediate plate, 1 mm thick,
for 3-conductor terminal blocks

| | | |
|------|-----------|------------|
| gray | 2000-5391 | 100 (4x25) |
|------|-----------|------------|

Push-in type jumper bar, insulated,
⑤ I_N 14 A, light gray

| | | |
|--------|----------|------------|
| 2-way | 2000-402 | 200 (8x25) |
| 3-way | 2000-403 | 200 (8x25) |
| 4-way | 2000-404 | 200 (8x25) |
| 5-way | 2000-405 | 100 (4x25) |
| 6-way | 2000-406 | 100 (4x25) |
| 7-way | 2000-407 | 100 (4x25) |
| 8-way | 2000-408 | 100 (4x25) |
| 9-way | 2000-409 | 100 (4x25) |
| 10-way | 2000-410 | 100 (4x25) |

Colored push-in type jumper bars,

| | |
|--------------|-------------|
| red | .../000-005 |
| blue | .../000-006 |
| yellow-green | .../000-018 |

Push-in type jumper bar, insulated,
I_N 14 A, light gray

| | | |
|--------------|----------|------------|
| from 1 to 3 | 2000-433 | 200 (8x25) |
| from 1 to 4 | 2000-434 | 200 (8x25) |
| from 1 to 5 | 2000-435 | 100 (4x25) |
| from 1 to 6 | 2000-436 | 100 (4x25) |
| from 1 to 7 | 2000-437 | 100 (4x25) |
| from 1 to 8 | 2000-438 | 100 (4x25) |
| from 1 to 9 | 2000-439 | 100 (4x25) |
| from 1 to 10 | 2000-440 | 100 (4x25) |

Double-deck marker carrier,
pivoting

| | | |
|------|----------|-----------|
| gray | 2000-121 | 50 (2x25) |
|------|----------|-----------|

Marking strip, plain,
11 mm wide,
50 m roll
white

| | |
|----------|---|
| 2009-110 | 1 |
|----------|---|

WMB Multi marking system,
10 strips with 10 markers per card,
for 3.5 mm terminal block width
plain

| | |
|----------|---|
| 793-3501 | 5 |
|----------|---|

Operating tool with a partially insulated shaft,
type 1, (2.5 x 0.4) mm blade

| | |
|---------|---|
| 210-719 | 1 |
|---------|---|

X-ON Electronics

Largest Supplier of Electrical and Electronic Components

Click to view similar products for [Wago manufacturer](#):

Other Similar products are found below :

[734-236](#) [750-460](#) [231-118/026-000](#) [231-303/026-000](#) [231-620/019-000](#) [257-403](#) [280-438](#) [280-831](#) [284-624](#) [206-861](#) [210-111](#) [231-303/037-000](#) [231-446/001-000_NR](#) [231-833/001-000](#) [232-216/026-000](#) [234-510](#) [264-726](#) [280-339](#) [890-310](#) [830-800/000-305](#) [788-507](#) [750-512](#) [750-466](#) [236-747](#) [284-413](#) [286-312](#) [713-1428/107-000](#) [731-138/048-000](#) [750-343](#) [750-459](#) [750-517](#) [793-3505](#) [826-172](#) [231-535/001-000](#) [2604-1106](#) [2624-1103](#) [713-1407](#) [713-126](#) [221-525](#) [2106-1201](#) [2106-1301](#) [832-3604](#) [709-581](#) [281-512/281-501](#) [286-336](#) [750-421](#) [750-838](#) [753-559](#) [750-1505](#) [787-732](#)