


PCB terminal strip; 2 solder pins/pole; 3-pole; pin spacing 2.54 mm / 0.1 in

Item No.: 233-403



PCB terminal strip; 2 solder pins/pole; 3-pole; pin spacing 2.54 mm / 0.1 in

Marking

RoHS ✓
Compliant

Business data

Supplier	WAGO
Item no.	233-403
GTIN / EAN	4045454049928
Content	1
Order amount	125
Customer item number	

Notes

Compact terminal strips with CAGE CLAMP® connection and screwdriver actuation parallel or perpendicular to conductor entry
Double solder pins for high mechanical stability
Custom color combinations

Technical data

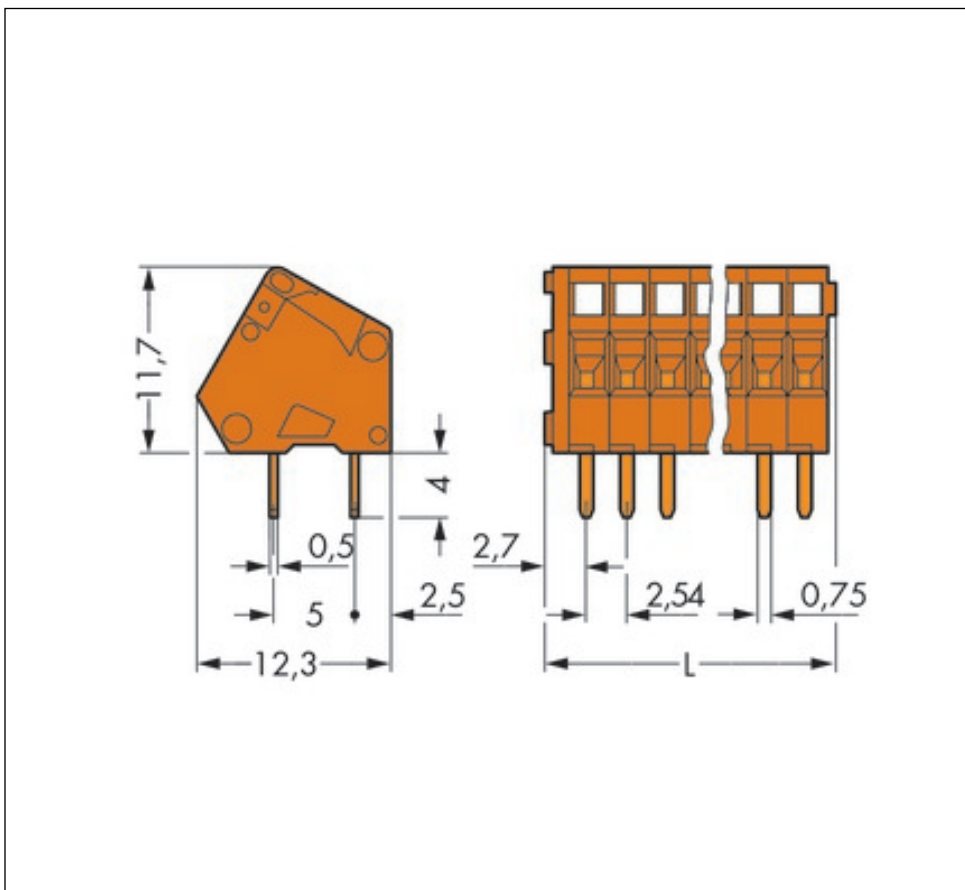

Miscellaneous

No. of poles	3
Pin Spacing	2.54 mm / 0.1 in %
Total number of connection points	3
Total number of potentials	3
Color	orange
Ratings according to 1	IEC/EN 60664-1
Overvoltage category EN 1	III
Pollution degree (1)	2

Technical data	
Rated voltage EN (1) [V]	160 [V]
Rated surge voltage (1) [kV]	2.5 [kV]
Nominal current [A]	6 [A]
Overtoltage category EN 2	II
Degree of pollution (2)	2
Rated voltage EN (2) [V]	320 [V]
Rated surge voltage (2) [kV]	2.5 [kV]
Nominal current (2) [A]	6 [A]
Overtoltage category EN 3	III
Degree of pollution (3)	3
Rated voltage EN (3) [V]	63 [V]
Rated surge voltage (3) [kV]	2.5 [kV]
Nominal current (3) [A]	6 [A]
Number of individual connection objects at the product	1
Connection technology (1)	CAGE CLAMP®
Solid sizes 1	0.08 ... 0.5 mm ² / 28 ... 20 AWG
Fine-stranded wires 1	0.08 ... 0.5 mm ² / 28 ... 20 AWG
Fine-stranded wires with insulated ferrule 1	0.25 mm ² / AWG
Fine-stranded wires with uninsulated ferrule 1	0.25 mm ² / AWG
Strip length 1	5 ... 6 mm / 0.2 ... 0.24 in
Conductor entry angle to the PCB 1 [°]	30 [°]
Solder pin arrangement	in-line solder pin
Solder pin length [mm]	4 [mm]
Solder pin width A [mm]	0.5 [mm]
Solder pin width B [mm]	0.75 [mm]
Tolerance of drilled hole [mm]	1.1(+ 0.1) [mm]
Material group	I
Insulating material	Polyamide 66 (PA 66)
Flammability rating per UL 94	V0
Limit temperature range	-60 C ... 105 C
Clamping spring material	Chrome-nickel spring steel (CrNi)
Contact material	Electrolytic copper (Ecu)
Contact plating	tin-plated
Fire load [MJ]	0.019 [MJ]
Weight [g]	1.13 [g]

Technical data	
<i>Width</i>	<i>9.92 mm / 0.391 in</i>
<i>Height</i>	<i>15.7 mm / 0.618 in</i>
<i>Height from the surface</i>	<i>11.7 mm / 0.461 in</i>
<i>Length</i>	<i>12.1 mm / 0.476 in</i>

Images & drawings



Address

WAGO Kontakttechnik GmbH & Co. KG

Hansastr. 27

32423 Minden

Telefon: 0571/887-0

Fax: 0571/887-169

<http://www.wago.com>

© WAGO Kontakttechnik GmbH & Co. KG

Technische Änderungen und Irrtümer vorbehalten.

X-ON Electronics

Largest Supplier of Electrical and Electronic Components

Click to view similar products for [wago manufacturer](#):

Other Similar products are found below :

[750-460](#) [231-118/026-000](#) [231-303/026-000](#) [231-620/019-000](#) [257-403](#) [280-438](#) [280-831](#) [284-624](#) [210-111](#) [231-303/037-000](#) [231-446/001-000_NR](#) [232-216/026-000](#) [234-510](#) [264-726](#) [280-339](#) [0283-0671](#) [830-800/000-305](#) [750-512](#) [750-455](#) [51251782](#) [286-312](#) [713-1428/107-000](#) [731-138/048-000](#) [750-459](#) [750-517](#) [793-3505](#) [826-172](#) [859-304](#) [280-335](#) [231-535/001-000](#) [2604-1106](#) [2604-1504](#) [2606-1103/020-000](#) [2624-1103](#) [2626-3103/020-000](#) [821-104](#) [713-1107](#) [852-1411](#) [2106-1307](#) [2116-5307](#) [832-1205](#) [832-3604](#) [2009-110](#) [281-512/281-501](#) [286-336](#) [750-421](#) [750-838](#) [753-559](#) [750-1505](#) [787-732](#)