


Description and handling

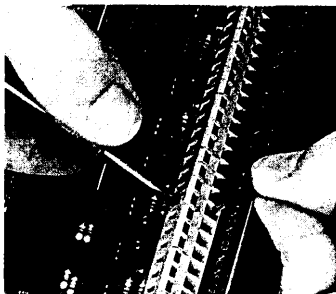

Terminal block strips with cage-clamp spring, series 236

WAGO Front-/Side-entry


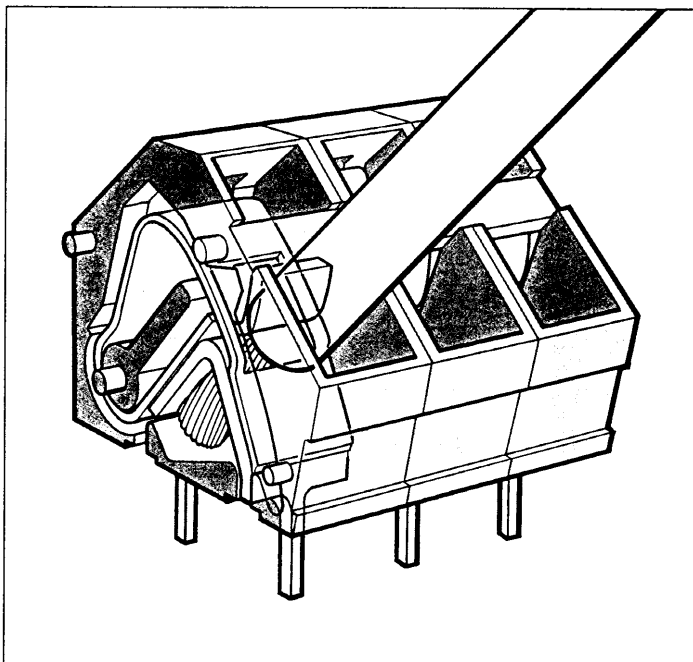
Marking with self-adhesive marker strips




Marking by direct printing



Connection of conductors "Side-entry"




Connection of conductors with lever




Connection of conductors "Front-entry"



Connection of conductors with operating tool



Pitch 0-1 mm (2.5/2.54 mm) by staggered terminal block strips



Combination of terminal blocks with different pitch dimensions

The cage-clamp spring clamps the following copper conductors:

For aluminium conductors please refer to the remarks on pages 40 and 41!



solid



stranded*



flexible*



flexible with ferrule (gastight crimped) ①

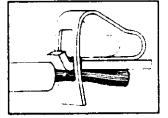


flexible with pin terminal (gastight crimped)

① When using ferrules, the maximum conductor cross-section which can be accommodated is one size below the nominal cross-section rating of the terminal block.

Modular terminal blocks with cage-clamp spring, series 236

Pitch 0.2 in (5/5.08 mm), 0.3 in (7.5/7.62 mm), 0.4 in (10/10.16 mm), 3/8 in



WAGO Front-/Side-entry

Pitch 0.2 in (5/5.08 mm)
 AWG 26 - 14 | 0.08 - 2.5 mm²
 300 V, 10 A 380/250 V~, Gr. B/C
 300 V, 15 A 16 A
 Stripped length 0.23 in (5 - 6 mm)


BV VDE-test report

Pitch 0.3 in (7.5/7.62 mm)
 AWG 26 - 14 | 0.08 - 2.5 mm²
 300 V, 10 A 500/380 V~, Gr. B/C
 300 V, 15 A 16 A
 Stripped length 0.23 in (5 - 6 mm)

* BV VDE-test report

Pitch 0.4 in (10/10.16 mm); 3/8 in
 AWG 26 - 14 | 0.08 - 2.5 mm²
 300 V, 10 A 750/500 V~, Gr. B/C
 300 V, 15 A 16 A
 Stripped length 0.23 in (5 - 6 mm)

* BV VDE-test report

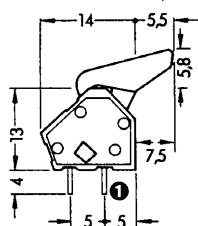


Colour	Item-No.	Pack.-unit pcs.	Colour	Item-No.	Pack.-unit pcs.	Colour	Item-No. 10/10.16 mm	Item-No. 3/8 in	Pack.-unit pcs.
Modular terminal blocks			Modular terminal blocks			Modular terminal blocks			
1 pin rear ①			1 pin rear ①			1 pin rear ①			
grey	236-101	600 (6 x 100)	grey	236-201	400 (4 x 100)	grey	236-301	236-901	300 (3 x 100)
dark grey	236-712	600 (6 x 100)	dark grey	236-722	400 (4 x 100)	dark grey	236-732	236-772	300 (3 x 100)
light grey	236-713	600 (6 x 100)	light grey	236-723	400 (4 x 100)	light grey	236-733	236-773	300 (3 x 100)
blue	236-714	600 (6 x 100)	blue	236-724	400 (4 x 100)	blue	236-734	236-774	300 (3 x 100)
orange	236-716	600 (6 x 100)	orange	236-726	400 (4 x 100)	orange	236-736	236-776	300 (3 x 100)
light green	236-717	600 (6 x 100)	light green	236-727	400 (4 x 100)	light green	236-737	236-777	300 (3 x 100)
2 pins			2 pins			2 pins			
grey	236-401	600 (6 x 100)	grey	236-501	400 (4 x 100)	grey	236-601	236-951	300 (3 x 100)
dark grey	236-742	600 (6 x 100)	dark grey	236-752	400 (4 x 100)	dark grey	236-762	236-782	300 (3 x 100)
light grey	236-743	600 (6 x 100)	light grey	236-753	400 (4 x 100)	light grey	236-763	236-783	300 (3 x 100)
blue	236-744	600 (6 x 100)	blue	236-754	400 (4 x 100)	blue	236-764	236-784	300 (3 x 100)
orange	236-746	600 (6 x 100)	orange	236-756	400 (4 x 100)	orange	236-766	236-786	300 (3 x 100)
light green	236-747	600 (6 x 100)	light green	236-757	400 (4 x 100)	light green	236-767	236-787	300 (3 x 100)
Additional item-no. for modular terminal blocks with 2 solder pins/pole and solder pins 0.216 in (5.5 mm) ... /332-000			Additional item-no. for modular terminal blocks with 2 solder pins/pole and solder pins 0.216 in (5.5 mm) ... /332-000			Additional item-no. for modular terminal blocks with 2 solder pins/pole and solder pins 0.216 in (5.5 mm) ... /332-000			
			suitable for EEx i-applications			suitable for EEx i-applications 3/8 in version			

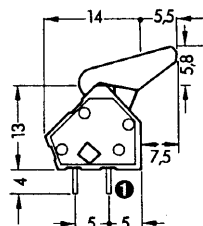
Accessories for modular terminal blocks and terminal block strips (Marking accessories please see pages 38 - 39)

<p>Snap-on end plate, 0.039 in (1 mm) thick</p> <p>grey 236-100 100</p> <p>dark grey 236-200 100</p> <p>light grey 236-300 100</p> <p>blue 236-400 100</p> <p>orange 236-600 100</p> <p>light green 236-700 100</p> <p>Lever, loose, for self-mounting</p> <p>236-331 100</p> <p>Operating tool, plastic, for factory wiring of terminal block strips</p> <p>236-332 1</p>	<p>Snap-on end plate, 0.039 in (1 mm) thick</p> <p>grey 236-100 100</p> <p>dark grey 236-200 100</p> <p>light grey 236-300 100</p> <p>blue 236-400 100</p> <p>orange 236-600 100</p> <p>light green 236-700 100</p> <p>Lever, loose, for self-mounting</p> <p>236-331 100</p> <p>Operating tool, plastic, for factory wiring of terminal block strips</p> <p>236-332 1</p>	<p>Snap-on end plate, 0.039 in (1 mm) thick</p> <p>grey 236-100 100</p> <p>dark grey 236-200 100</p> <p>light grey 236-300 100</p> <p>blue 236-400 100</p> <p>orange 236-600 100</p> <p>light green 236-700 100</p> <p>Lever, loose, for self-mounting</p> <p>236-331 100</p> <p>Operating tool, plastic, for factory wiring of terminal block strips</p> <p>236-332 1</p>
---	---	---

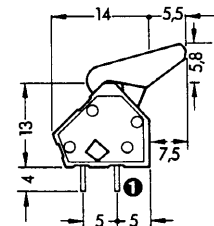
Dimensions (in mm)



① pin rear



① pin rear



① pin rear

X-ON Electronics

Largest Supplier of Electrical and Electronic Components

Click to view similar products for [wago manufacturer](#):

Other Similar products are found below :

[750-460](#) [231-118/026-000](#) [231-303/026-000](#) [231-620/019-000](#) [257-403](#) [280-438](#) [280-831](#) [284-624](#) [210-111](#) [231-303/037-000](#) [231-446/001-000_NR](#) [232-216/026-000](#) [234-510](#) [264-726](#) [280-339](#) [0283-0671](#) [830-800/000-305](#) [750-512](#) [750-455](#) [51251782](#) [286-312](#) [713-1428/107-000](#) [731-138/048-000](#) [750-459](#) [750-517](#) [750-602](#) [793-3505](#) [826-172](#) [859-304](#) [280-335](#) [231-535/001-000](#) [2604-1105](#) [2604-1106](#) [2604-1504](#) [2624-1103](#) [713-1107](#) [852-1411](#) [2106-1307](#) [2116-5307](#) [832-3604](#) [2009-110](#) [281-512/281-501](#) [286-336](#) [750-421](#) [750-838](#) [753-559](#) [750-1505](#) [787-732](#) [753-437](#) [2091-1425/005-000](#)