


**Data sheet | Item number: 744-306**

PCB terminal block; 1.5 mm<sup>2</sup>; Pin spacing 3.5 mm; 6-pole; PUSH WIRE®; 1,50 mm<sup>2</sup>; white



[www.wago.com/744-306](http://www.wago.com/744-306)



**i** Picture differs from the item.

Color: ■

Dimensions in mm

Two-pole version with additional anti-rotating pin

For 3 poles and more,  $L = (\text{pole no.} \times \text{pin spacing}) + 0.9 \text{ mm}$

First solder pin, front right (red circle)

Subject to changes. Please also observe the further product documentation!

WAGO GmbH & Co. KG  
Hansastr. 27  
32423 Minden  
Phone: +49571 887-0 | Fax: +49571 887-169  
Email: [info.de@wago.com](mailto:info.de@wago.com) | Web: [www.wago.com](http://www.wago.com)

Do you have any questions about our products?  
We are always happy to take your call at +49 (571) 887-44222.



## Item description

- PCB terminal blocks with PUSH WIRE® connection
- Push-in termination of solid conductors – low insertion forces
- Just 6.6 mm tall
- Conductor removal via disconnection tool or by twist & pull

## Data

### Electrical data

#### Ratings per IEC/EN

Ratings per	IEC/EN 60664-1
Nominal voltage (III/3)	250 V
Rated impulse voltage (III/3)	4 kV
Rated voltage (III/2)	320 V
Rated impulse voltage (III/2)	4 kV
Nominal voltage (II/2)	630 V
Rated surge voltage (II/2)	4 kV
Rated current	3 A
Legend (ratings)	(III / 2) ≙ Overvoltage category III / Pollution degree 2

#### Ratings per UL

Approvals per	UL 1059
Rated voltage UL (Use Group B)	300 V
Rated current UL (Use Group B)	6 A
Rated voltage UL (Use Group D)	300 V
Rated current UL (Use Group D)	6 A

#### Connection data

Total number of connection points	6
Total number of potentials	6
Number of connection types	1
Number of levels	1

Subject to changes. Please also observe the further product documentation!

WAGO GmbH & Co. KG  
 Hansastr. 27  
 32423 Minden  
 Phone: +49571 887-0 | Fax: +49571 887-169  
 Email: [info.de@wago.com](mailto:info.de@wago.com) | Web: [www.wago.com](http://www.wago.com)

Do you have any questions about our products?  
 We are always happy to take your call at +49 (571) 887-44222.



## Connection 1

Connection technology	PUSH WIRE®
Actuation type	Operating tool
Solid conductor	0.5 ... 1.5 mm <sup>2</sup> / 20 ... 16 AWG
Strip length	8 ... 9 mm / 0.31 ... 0.35 inch
Conductor connection direction to PCB	0°
Pole number	6

## Physical data

Pin spacing	3.5 mm / 0.138 inch
Width	21.9 mm / 0.862 inch
Height	10.1 mm / 0.398 inch
Height from the surface	6.6 mm / 0.26 inch
Depth	12.5 mm / 0.492 inch
Solder pin length	3.5 mm
Solder pin dimensions	0.35 x 0.9 mm
Drilled hole diameter with tolerance	1.1 <sup>(-0.1)</sup> mm

## PCB contact

PCB Contact	THT
Solder pin arrangement	over the entire terminal strip (staggered)
Number of solder pins per potential	1

## Material data

Note (material data)	Information on material data can be found here
Color	white
Material group	I
Insulation material	Polyamide (PA66)
Flammability class per UL94	V0
Clamping spring material	Copper alloy
Contact material	Copper alloy
Contact plating	Tin
Weight	1.7 g

Subject to changes. Please also observe the further product documentation!

## Environmental requirements

Limit temperature range	-60 ... +105 °C
-------------------------	-----------------

## Commercial data


PU (SPU)	500 Stück
Packaging type	box
Country of origin VKOrg Germany	CH
GTIN	4055143300544
Customs tariff number VKOrg Germany	85369010000

## Approvals / Certificates

### Country specific Approvals

Logo	Approval	Additional Approval Text	Certificate name
	<b>AOC</b> DEKRA Certification B.V.	EN 60998	2226904.01-AOC

### UL-Approvals

Logo	Approval	Additional Approval Text	Certificate name
	<b>UL</b> Underwriters Laboratories Inc.	UL 1059	E45172

## Optional accessories

### Tool

Operating tool		
<b>Item no.: 206-841</b> Disconnection tool; for 744 Series; multicoloured		<a href="http://www.wago.com/206-841">www.wago.com/206-841</a>

## Downloads

### Documentation

#### Additional Information

Technical Section	2019年4月3日	pdf	Download
Technical explanations		2.0 MB	

Subject to changes. Please also observe the further product documentation!



## CAD/CAE-Data

### CAD data

2D/3D Models 744-306	<a href="#">URL</a>	<a href="#">Download</a>
----------------------	---------------------	--------------------------

---

### PCB Design

Symbol and Footprint 744-306	<a href="#">URL</a>	<a href="#">Download</a>
------------------------------	---------------------	--------------------------

CAX data for your PCB design, consisting of "schematic symbols and PCB footprints", allow easy integration of the WAGO component into your development environment.

### Supported formats:

- Accel EDA 14 & 15
- Altium 6 to current version
- Cadence Allegro
- DesignSpark
- Eagle Libraries
- KiCad
- Mentor Graphics BoardStation
- Mentor Graphics Design Architect
- Mentor Graphics Design Expedition 99 and 2000
- OrCAD 9.X PCB and Capture
- PADS PowerPCB 3, 3.5, 4.X, and 5.X
- PADS PowerPCB and PowerLogic 3.0
- PCAD 2000, 2001, 2002, 2004, and 2006
- Pulsonix 8.5 or newer
- STL
- 3D STEP
- TARGET 3001!
- View Logic ViewDraw
- Quadcept
- Zuken CadStar 3 and 4
- Zuken CR-5000 and CR-8000

PCB Component Libraries (EDA), PCB CAD Library Ultra Librarian

---

### CAE data

ZUKEN Portal 744-306

Subject to changes. Please also observe the further product documentation!

---

WAGO GmbH & Co. KG  
Hansastr. 27  
32423 Minden  
Phone: +49571 887-0 | Fax: +49571 887-169  
Email: [info.de@wago.com](mailto:info.de@wago.com) | Web: [www.wago.com](http://www.wago.com)

Do you have any questions about our products?  
We are always happy to take your call at +49 (571) 887-44222.

## Environmental Product Compliance

### Compliance Search

Environmental Product Compliance 744-306


[URL](#)

[Download](#)

PCB terminal block; 1.5 mm<sup>2</sup>; Pin spacing 3.5 mm; 6-pole; PUSH WIRE®; 1,50 mm<sup>2</sup>; white

## Installation Notes

### Conductor termination



Inserting a conductor via push-in termination.

### Conductor removal



Removing a conductor via 1.0 mm Ø disconnection tool (206-841).

Subject to changes. Please also observe the further product documentation!

WAGO GmbH & Co. KG

Hansastr. 27

32423 Minden

Phone: +49571 887-0 | Fax: +49571 887-169

Email: [info.de@wago.com](mailto:info.de@wago.com) | Web: [www.wago.com](http://www.wago.com)

Do you have any questions about our products?

We are always happy to take your call at +49 (571) 887-44222.

## X-ON Electronics

Largest Supplier of Electrical and Electronic Components

*Click to view similar products for [Fixed Terminal Blocks](#) category:*

*Click to view products by [Wago](#) manufacturer:*

Other Similar products are found below :

[MBE-1512](#) [MBE-1520](#) [MBE-154](#) [MBE-156](#) [MBES-156](#) [MH-2512](#) [MHE-132](#) [MHE-163](#) [MI-254 \(35\)](#) [MPT-275](#) [ELM10110G](#) [BA311TU](#)  
[BA411SU](#) [MV-254-D](#) [MV-255](#) [MV-493](#) [MVE-252](#) [MVE-253](#) [MVEB-153](#) [1705142](#) [1-796689-8](#) [1841320000](#) [S451](#) [29.007](#) [29.116](#) [30.204](#)  
[30.503](#) [30.756](#) [30.853](#) [9872-0-00-15-00-00-33-0](#) [996750](#) [1710052](#) [20020316-G071B01LF](#) [20020327-C061B01LF](#) [29590](#) [30.652](#) [30.710](#)  
[30.754](#) [30.757](#) [32.058](#) [37.206](#) [37.208](#) [37.507](#) [37.558](#) [38331-5812](#) [38331-8018](#) [38540-1910](#) [39.002](#) [MBE-1517](#) [MBE-153](#)