


Data sheet | Item number: 769-103/021-000

1-conductor female connector; CAGE CLAMP®; 4 mm²; Pin spacing 5 mm; 3-pole; coding finger; Lateral locking levers; 4,00 mm²; gray



www.wago.com/769-103/021-000



Data

Notes

Safety information

According to EN 61984, pluggable connectors without current interrupting capacity must not be mated or unmated when live or under load.

Electrical data

Ratings per IEC/EN

Ratings per	IEC/EN 61984
Nominal voltage (III/3)	500 V
Rated impulse voltage (III/3)	6 kV
Rated current	32 A

Subject to changes. Please also observe the further product documentation!

WAGO GmbH & Co. KG
Hansastr. 27
32423 Minden
Phone: +49571 887-0 | Fax: +49571 887-169
Email: info.de@wago.com | Web: www.wago.com

Do you have any questions about our products?
We are always happy to take your call at +49 (571) 887-44222.



Legend (ratings)

(III / 3) $\hat{=}$ Overvoltage category III / Pollution degree 3

Connection data

Connection points	3
Total number of potentials	3

Connection 1

Connection technology	CAGE CLAMP®
Actuation type	Operating tool
Connectable conductor materials	Copper
Nominal cross-section	4 mm ² / 12 AWG
Solid conductor	0.08 ... 4 mm ² / 28 ... 12 AWG
Fine-stranded conductor	0.08 ... 4 mm ² / 28 ... 12 AWG
Strip length	8 ... 9 mm / 0.31 ... 0.35 inches
Pole number	3
Wiring direction	Front-entry wiring

Physical data

Width	30 mm / 1.205 inches
Height	45.2 mm / 1.78 inches
Depth	18.3 mm / 0.72 inches
Module width	5 mm / 0.197 inches

Mechanical Data

Variable coding	Yes
Direct ground contact to DIN-rail/drilled hole/housing	No
Marking level	Side marking
Anti-rotation protection	Yes

Plug-in connection

Contact type (pluggable connector)	Female connector/socket
Connector (connection type)	for conductor
Mismating protection	No
Plugging without loss of pin spacing	Yes
Locking lever	Yes

Subject to changes. Please also observe the further product documentation!



Material data

Note (material data)

Information on material specifications can be found here

Color	gray
Material group	I
Insulation material	Polyamide (PA66)
Flammability class per UL94	V0
Fire load	0.27 MJ
Halogen-free	Yes
Weight	11.1 g

Environmental requirements

Processing temperature	-35 ... +85 °C
Continuous operating temperature	-60 ... +105 °C

Commercial data

Product Group	18 (X-COM-System)
eCl@ss 10.0	27-14-11-06
eCl@ss 9.0	27-14-11-06
ETIM 8.0	EC001284
ETIM 7.0	EC001284
ECCN	NO DATA
PU (SPU)	25 pcs
Packaging type	box
Country of origin	DE
GTIN	4044918481007
Customs tariff number	85366990990

Environmental Product Compliance

RoHS Compliance Status	Compliant, No Exemption
------------------------	-------------------------

Approvals / Certificates



General approvals

Logo	Approval	Additional Approval Text	Certificate name
	CCA	IEC 61984	NL-47799

Subject to changes. Please also observe the further product documentation!

	DEKRA Certification B.V.		/A1
	CCA DEKRA Certification B.V.	EN 60947	NTR NL-7626
	CCA DEKRA Certification B.V.	EN 61984	2190419.02
	CSA CSA Group	C22.2	1101144
	KEMA/KEUR DEKRA Certification B.V.	EN 60947	2190419.01
	UL Underwriters Laboratories Inc.	UL 1977	E 45171
	UR Underwriters Laboratories Inc.	UL 1059	E45172

Declarations of conformity and manufacturer's declarations

Logo	Approval	Additional Approval Text	Certificate name
	EU-Declaration of Conformity WAGO GmbH & Co. KG	-	-
	UK-Declaration of Conformity WAGO GmbH & Co. KG	-	-

Approvals for marine applications

Logo	Approval	Additional Approval Text	Certificate name
	ABS American Bureau of Shipping	EN 60947	20-HG1941090-PDA

Subject to changes. Please also observe the further product documentation!



DNV GL

Det Norske Veritas, Germanischer Lloyd

TAE00001V2

Counterpart



Item no.769-603

1-conductor male connector; CAGE CLAMP®; 4 mm²; Pin spacing 5 mm; 3-pole; 4,00 mm²; gray

www.wago.com/769-603

Item no.769-603/001-000

1-conductor male connector; CAGE CLAMP®; 4 mm²; Pin spacing 5 mm; 3-pole; DIN-35 rail/panel mounting; Snap-in mounting feet; 4,00 mm²; gray

www.wago.com/769-603/001-000

Item no.769-603/002-000

1-conductor male connector; CAGE CLAMP®; 4 mm²; Pin spacing 5 mm; 3-pole; clamping collar; 4,00 mm²; gray

www.wago.com/769-603/002-000

Item no.769-603/004-000

1-conductor male connector; CAGE CLAMP®; 4 mm²; Pin spacing 5 mm; 3-pole; Feedthrough flange; 4,00 mm²; gray

www.wago.com/769-603/004-000

Item no.769-603/005-000

1-conductor male connector; CAGE CLAMP®; 4 mm²; Pin spacing 5 mm; 3-pole; Snap-in flange; 4,00 mm²; gray

www.wago.com/769-603/005-000

Item no.769-603/006-000

1-conductor male connector; CAGE CLAMP®; 4 mm²; Pin spacing 5 mm; 3-pole; Snap-in flange; 4,00 mm²; gray

www.wago.com/769-603/006-000

Item no.769-633

THT male header; 1.0 x 1.0 mm solder pin; straight; Pin spacing 5 mm; 3-pole; gray

www.wago.com/769-633

Item no.769-633/000-036

THT male header; 1.0 x 1.0 mm solder pin; straight; Preceding ground contact; Pin spacing 5 mm; 3-pole; green-yellow, gray

www.wago.com/769-633/000-036

Item no.769-633/003-000

THT male header; 1.0 x 1.0 mm solder pin; straight; clamping collar; Pin spacing 5 mm; 3-pole; gray

www.wago.com/769-633/003-000

Subject to changes. Please also observe the further product documentation!

WAGO GmbH & Co. KG

Hansastr. 27

32423 Minden

Phone: +49571 887-0 | Fax: +49571 887-169

Email: info.de@wago.com | Web: www.wago.com

Do you have any questions about our products?

We are always happy to take your call at +49 (571) 887-44222.



Item no.769-633/004-000

THT male header; 1.0 x 1.0 mm solder pin; straight; Feedthrough flange; Pin spacing 5 mm; 3-pole; gray

www.wago.com/769-633/004-000



Item no.769-633/007-000

THT male header; 1.0 x 1.0 mm solder pin; straight; clamping collar; Pin spacing 5 mm; 3-pole; gray

www.wago.com/769-633/007-000



Item no.769-633/003-036

THT male header; 1.0 x 1.0 mm solder pin; straight; Preceding ground contact; clamping collar; Pin spacing 5 mm; 3-pole; green-yellow, gray

www.wago.com/769-633/003-036



Item no.769-663/004-000

THT male header; 1.0 x 1.0 mm solder pin; angled; Feedthrough flange; Pin spacing 5 mm; 3-pole; gray

www.wago.com/769-663/004-000



Item no.769-663

THT male header; 1.0 x 1.0 mm solder pin; angled; Pin spacing 5 mm; 3-pole; gray

www.wago.com/769-663



Item no.769-663/003-000

THT male header; 1.0 x 1.0 mm solder pin; angled; clamping collar; Pin spacing 5 mm; 3-pole; gray

www.wago.com/769-663/003-000

Optional accessories

Cover

Cover



Item no.: 769-436

Jumper cover; for 1-conductor female plugs; for 5 poles; gray

www.wago.com/769-436

Ferrule

Ferrule



Item no.: 216-101

Ferrule; Sleeve for 0.5 mm² / AWG 22; uninsulated; electro-tin plated; silver-colored

www.wago.com/216-101



Item no.: 216-104

Ferrule; Sleeve for 1.5 mm² / AWG 16; uninsulated; electro-tin plated; silver-colored

www.wago.com/216-104



Item no.: 216-102

Ferrule; Sleeve for 0.75 mm² / AWG 20; uninsulated; electro-tin plated; silver-colored

www.wago.com/216-102



Item no.: 216-103

Ferrule; Sleeve for 1 mm² / AWG 18; uninsulated; electro-tin plated

www.wago.com/216-103



Item no.: 216-203

Ferrule; Sleeve for 1 mm² / AWG 18; insulated; electro-tin plated; red

www.wago.com/216-203



Item no.: 216-206

Subject to changes. Please also observe the further product documentation!

WAGO GmbH & Co. KG

Hansastr. 27

32423 Minden

Phone: +49571 887-0 | Fax: +49571 887-169


Email: info.de@wago.com | Web: www.wago.com

Do you have any questions about our products?


We are always happy to take your call at +49 (571) 887-44222.

Ferrule; Sleeve for 2.5 mm² / AWG 14; insulated; electro-tin plated; blue


www.wago.com/216-206

 **Item no.: 216-202**
Ferrule; Sleeve for 0.75 mm² / 18 AWG; insulated; electro-tin plated; gray


www.wago.com/216-202

 **Item no.: 216-204**
Ferrule; Sleeve for 1.5 mm² / AWG 16; insulated; electro-tin plated; black


www.wago.com/216-204

 **Item no.: 216-201**
Ferrule; Sleeve for 0.5 mm² / 20 AWG; insulated; electro-tin plated; white

www.wago.com/216-201

 **Item no.: 216-301**
Ferrule; Sleeve for 0.25 mm² / AWG 24; insulated; electro-tin plated; yellow


www.wago.com/216-301

 **Item no.: 216-302**
Ferrule; Sleeve for 0.34 mm² / 22 AWG; insulated; electro-tin plated; light turquoise


www.wago.com/216-302

Locking levers

Locking system

 **Item no.: 769-430**
Locking lever; for female connectors; 1 part; Pin spacing 5 mm; 2-pole; gray


www.wago.com/769-430

 **Item no.: 769-431**
Locking lever; for female connectors; 1 part; Pin spacing 5 mm; 2-pole; orange


www.wago.com/769-431

Marking accessories


Marking strip

 **Item no.: 210-831**
Marking strips; on reel; 2.3 mm wide; plain; Self-adhesive; white

www.wago.com/210-831


 **Item no.: 210-834**
Marking strips; on reel; 5 mm wide; plain; Self-adhesive; white

www.wago.com/210-834


 **Item no.: 210-832**
Marking strips; on reel; 3 mm wide; plain; Self-adhesive; white

www.wago.com/210-832

Label


 **Item no.: 210-805**
Labels; for Smart Printer; permanent adhesive; 6 x 15 mm; white

www.wago.com/210-805

 **Item no.: 210-805/000-002**
Labels; for Smart Printer; permanent adhesive; 6 x 15 mm; yellow

www.wago.com/210-805/000-002

Marker

 **Item no.: 2009-145**
Mini-WSB Inline; for Smart Printer; 1700 pieces on roll; stretchable 5 - 5.2 mm; plain; snap-on type; white

www.wago.com/2009-145

Subject to changes. Please also observe the further product documentation!



Item no.: 248-501
Mini-WSB marking card; as card; not stretchable; plain; snap-on type; white

www.wago.com/248-501

Testing and measuring

Testing accessories



Item no.: 210-136
Test plug; 2 mm Ø; with 500 mm cable; red

www.wago.com/210-136

Insulation stop

Insulation stop



Item no.: 769-470
Insulation stop; 0.08 - 0.2 mm² "s" (0.14 mm² "f-st"); 5 pieces/strip; white

www.wago.com/769-470



Item no.: 769-471
Insulation stop; 0.25 - 0.5 mm²; 5 pieces/strip; light gray

www.wago.com/769-471



Item no.: 769-472
Insulation stop; 0.75 - 1 mm²; 5 pieces/strip; dark gray

www.wago.com/769-472

Jumpers

Jumper



Item no.: 769-402
Jumper; insulated; gray

www.wago.com/769-402

Strain relief

Strain relief



Item no.: 769-1603
Strain relief housing; for female and male connectors; 2 parts; Pin spacing 5 mm; 3-pole; gray

www.wago.com/769-1603



Item no.: 769-411
Strain relief plate; for female and male connectors; 1 part; Pin spacing 5 mm; 2- to 3-pole; gray

www.wago.com/769-411

Tool

Operating tool



Item no.: 210-490
Operating tool

www.wago.com/210-490



Item no.: 769-434
Operating tool; made of insulating material; 1-way; loose; white

www.wago.com/769-434

Protective warning marker

Cover



Item no.: 280-415
Protective warning marker; for 5 terminal blocks; with high-voltage symbol, black; yellow

www.wago.com/280-415

Subject to changes. Please also observe the further product documentation!



Downloads

Documentation

Bid Text

769-103/021-000 X81 - Datei	2019 Feb 19	xml 3.3 kB	Download
--------------------------------	-------------	---------------	----------

769-103/021-000 doc - Datei	2017 Oct 4	doc 25.6 kB	Download
--------------------------------	------------	----------------	----------

Additional Information

		pdf 2.3 MB	Download
--	--	---------------	----------

CAD/CAE-Data

CAD data

2D/3D Models 769-103/021-000		URL	Download
------------------------------	--	-----	----------

CAE data

EPLAN Data Portal 769-103/021-000		URL	Download
-----------------------------------	--	-----	----------

WSCAD Universe 769-103/021-000		URL	Download
--------------------------------	--	-----	----------

ZUKEN Portal 769-103/021-000		URL	Download
------------------------------	--	-----	----------

WSCAD Universe 769-103/021-000		URL	Download
--------------------------------	--	-----	----------

EPLAN Data Portal 769-103/021-000		URL	Download
-----------------------------------	--	-----	----------

Asset Administration Shell

Asset Administration Shell 769-103/021-000		URL	Download
--	--	-----	----------

Environmental Product Compliance

Compliance Search


Environmental Product Compliance 769-103/021-000		URL	Download
--	--	-----	----------

Subject to changes. Please also observe the further product documentation!

1-conductor female connector; CAGE CLAMP®; 4 mm²; Pin spacing 5 mm; 3-pole;
coding finger; Lateral locking levers; 4,00 mm²; gray

Installation Notes

Conductor termination




CAGE CLAMP® connection

Female plug: Inserting/removing a conductor via operating tool.


Operation 90° to conductor is also possible.

With ferruled conductors, it is necessary to use a terminal block one size smaller than the conductor's nominal cross-section.

Commoning



Commoning 1-conductor female plugs via miniature adjacent jumpers.



Jumper cover for 1-conductor female plugs


Coding

Subject to changes. Please also observe the further product documentation!




Coding a female plug by removing coding finger(s) via cutting tool. Do not remove the first and last coding fingers or use an additional locking lever.

Locking system




Locking/releasing a lever.

Strain relief




Removing a female plug via conductor bundle provided with strain relief plate.

Subject to changes. Please also observe the further product documentation!




Male header with mounting flanges
1-conductor female plug with lateral locking levers



Male header and 1-conductor female plug with lateral locking levers

Marking



Labeling a female plug with CAGE CLAMP® connection via Mini-WSB Quick Markers.

Product family

X-COM

[Show all products from the family](#)

Subject to changes. Please also observe the further product documentation!

X-ON Electronics

Largest Supplier of Electrical and Electronic Components

Click to view similar products for [HDMI, Displayport & DVI Connectors](#) category:

Click to view products by [Wago](#) manufacturer:

Other Similar products are found below :

[30-528](#) [30-504](#) [33DVIR-24S1B](#) [47648-2000](#) [TC142X](#) [HAGBH](#) [AABII](#) [AAIBG](#) [AAIBH](#) [AANBG](#) [52355](#) [XHLJQ-00026](#) [HDMI-019R](#)
[G46M2013201AWEU](#) [ST-0277D00-052-142](#) [PJ-399M](#) [PJ-615-5A](#) [HDMI-S-125-D](#) [PJ-359](#) [PJ-3850-5A](#) [PJ-3250D-5A](#) [KH-PJ-359](#) [HDMI-](#)
[005-ARSW-L116](#) [58490](#) [DS-45404](#) [HD0039](#) [60616](#) [AAMBJ](#) [61275](#) [61297](#) [KABHD](#) [OEM-40](#) [61293](#) [DS-45316](#) [50355](#) [AK-330115-010-S](#)
[AK-330101-002-S](#) [AHCBI](#) [AK-330127-300-S](#) [CG526-B-3.0](#) [64866](#) [CG525-R-1.8](#) [61296](#) [CG865-3](#) [CG517-3.0](#) [EAEBD](#) [65262](#) [DB-340305-](#)
[018-S](#) [DS-55521](#) [ALGLI](#) [KABHD](#) [OEM-35](#)