

**WINSTA®**

Full Line Catalog 2008/2009

**ELECTRICAL  
INTERCONNECTIONS**

5

**WAGO®**  
INNOVATIVE CONNECTIONS

## Contents FULL LINE CATALOG W4, Volume 1 • Rail-Mounted Terminal Block Systems

Rail-Mounted Terminal Blocks	
X-COM®-SYSTEM	
Terminal Strips	
Patchboard Systems	
Shield (Screen) Connecting System	

## Contents FULL LINE CATALOG W4, Volume 2 • PCB Terminal Blocks and Connectors

PCB Terminal Blocks	
Feedthrough Terminal Blocks	
PCB Connectors	
Connectors for Special Applications	

## Contents Full Line Catalog 2008/2009 • I/O SYSTEM

Modular I/O SYSTEM IP20 / IP67	
Radio Technology	
AS-Interface I/O SYSTEM IP20/67 ; Block I/O SYSTEM IP67	
Sensor/Actuator Boxes IP67	
Cables and Connectors IP67	
Power Supplies	

## Contents Full Line Catalog 2008/2009 • Interface Modules

Interface Modules	
Sensor/Actuator Boxes IP67	
Radio Technology	
Overvoltage Protection	
Power Supplies	
Empty Housings and DIN-Rail Mounting Carriers	

1



**WINSTA® MINI** 890/891 Series, 2 and 3 Poles  
Connectors, Snap-In Device Connectors, Distribution Connectors, Cable Assemblies

1

2



**WINSTA® MIDI** 770/771 Series, 3, 4, 5, 6 and 7 Poles  
Connectors, Snap-In Device Connectors, PCB Connectors, Distribution Connectors, Cable Assemblies

2

3



**WINSTA® MAXI** 831 Series, 5 poles  
Connectors

3

4



**WINSTA® RD** 774 Series, 3 and 4 Poles  
Cable Assemblies

4

5



**WINSTA® KNX** 893/894 Series, 2 Poles  
Connectors, Snap-In Device Connectors, Distribution Connectors, Cable Assemblies

5

6



**WINSTA® IDC** 772/893/895/896/897 Series  
Supply and Tap-Off Modules for Flat Cables

6

7



**Tools and Marking Accessories**  
Screwdrivers, Stripping Tools, Cable Cutters, Stripping Pliers, Marker Strips

7

8



**System Partners**  
for Lighting Fixtures, Office Furniture, Installations

8

9



**Reference Projects**  
Office Buildings, Rolling Stock, Marine Applications, Motor Homes, Trade Show Design, ...

9

10



**Technical Section**  
Coding System, Your Questions - Our Answers, Technical Data, Item Numbers, Index, Addresses

10

# WINSTA® – New Products

## WINSTA® MINI

For use in applications where space is limited

- Sensors (switches, push buttons, window contacts, pressure switches, temperature sensors...)
- Actuators (control valves, magnetic valves, servo motors, blinds/sun protection...)
- Protection class II for halogen lamps and luminaires
- Control signals
- 1.5 mm<sup>2</sup>/AWG 16, 250 V, 16 A



## WINSTA® MIDI

For the majority of applications

- General building installation, especially for modern functional buildings
- Standard lighting fixtures and safety lights
- Tradeshow and shop installation
- Caravan construction
- Lab work stations
- Rolling stock
- Marine applications
- 4 mm<sup>2</sup>/AWG 12, 250/400 V, 25 A



## WINSTA® MAXI

For more power

- Power supply via 6 mm<sup>2</sup>/AWG 10 cable due to extended cable runs
- 32 A power supply in distribution boxes for high energy demands
- 6 mm<sup>2</sup>/AWG 10 250/400 V, 32 A



**WINSTA® -  
The perfect connection!**

Under-floor distribution boxes



# Enhance The System

## WINSTA® KNX

For the standardized bus

- KNX/EIB
- Control signals
- Ø 0.8 mm/0.031 in, 50 V, 3 A



## WINSTA® IDC

For a high degree of flexibility

- Supply and tap off is possible at any time and at any location from the flat cable. No cutting, no need to remove outer or inner insulation → thus very user-friendly
- A 120° rotation is all that is required to connect the flat cable
- Space saving across the flat cable through longitudinal tap off
- 2.5/4 mm<sup>2</sup>/AWG 14/12 400 V, 25 A
- 10 mm<sup>2</sup>/AWG 8 690 V, 57 A
- 16 mm<sup>2</sup>/AWG 6 690 V, 76 A



## WINSTA® RD

For round conduits and ducts

- External diameter of 17.5 mm/0.68 in allows for use in wiring conduits with an internal diameter > 18 mm/0.70 in
- Prefabricated houses
- Recessed luminaires
- Wall and ceiling cutouts



Cable ducts



Lighting



# WINSTA® IDC – with New


## WINSTA® – The

### The new dimension

WINSTA® IDC/MIDI,  
system for flat cables  
2.5 mm<sup>2</sup>/AWG 14  
and 4 mm<sup>2</sup>/AWG 12  
up to 25 A

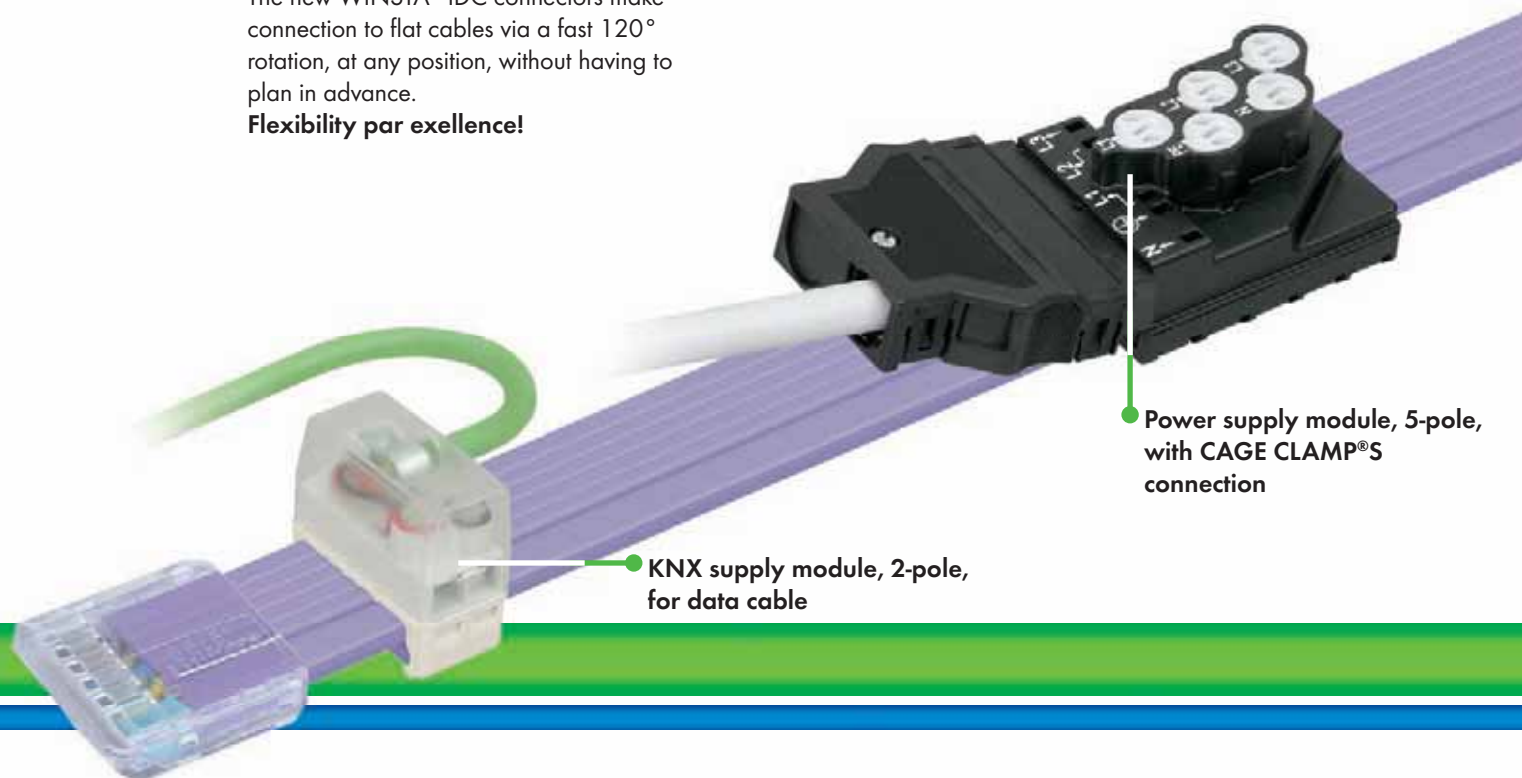
### Space saving

Pluggable tap-off modules **along**  
the flat cable



### A simple rotation connects

The new WINSTA® IDC connectors make  
connection to flat cables via a fast 120°  
rotation, at any position, without having to  
plan in advance.  
**Flexibility par excellence!**



Power supply module, 5-pole,  
with CAGE CLAMP®  
connection

KNX supply module, 2-pole,  
for data cable

# Ideas Perfectly Detailed

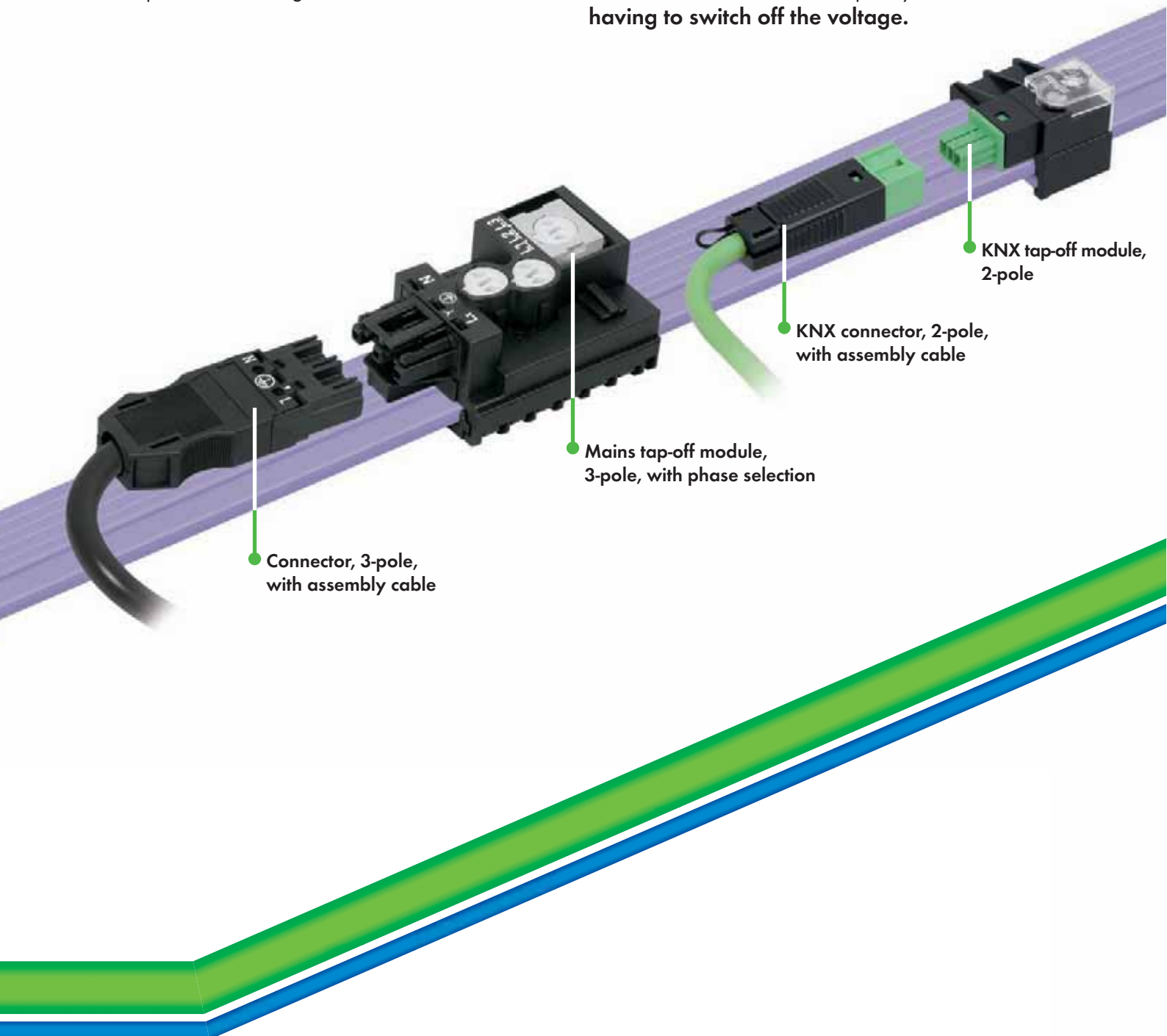
## Only Choice for Perfect Building Installations

### With integrated phase selection

**Very important feature**, especially for flat cables with long cable runs and a large number of taps off, of differing loads.

### Fully insulated

Using tap-off modules from the 772 Series WINSTA® IDC/MIDI system, additional loads can also be connected subsequently **without having to switch off the voltage**.



Connector, 3-pole, with assembly cable

Mains tap-off module, 3-pole, with phase selection

KNX connector, 2-pole, with assembly cable

KNX tap-off module, 2-pole

# WINSTA<sup>®</sup> – New Benefits

## Maximum Time Savings

- Completely designed with CAGE CLAMP<sup>®</sup>S connection
- Quality-checked cable assemblies
- Fast IDC tap-off



## Utmost Flexibility

- Product diversity provides individual solutions
- Equal phase loading and simple and easy phase switching if designs change
- Circuit distributors instead of junction boxes



WINSTA<sup>®</sup> MINI up to 1.5 mm<sup>2</sup>/AWG 16 up to **16 A**  
WINSTA<sup>®</sup> MIDI up to 4 mm<sup>2</sup>/AWG 12 up to **25 A**  
WINSTA<sup>®</sup> MAXI up to 6 mm<sup>2</sup>/AWG 10 up to **32 A**  
WINSTA<sup>®</sup> IDC up to 16 mm<sup>2</sup>/AWG 6 up to **76 A**



# for All Applications

## Maximum Safety

- 100% protected against mismatching
- Fixed and variable coding system
- Touch-safe/finger-safe



## Optimal Benefits

- Receptive to new customer designs and specifications
- Sophisticated logistic support from concept to delivery
- Professional project-related consulting





**890 Series**  
Connectors, 2 Poles  
Connectors, 3 Poles

10 – 11  
16 – 17



**890 Series**  
Snap-In Device Connectors, 2 Poles  
Snap-In Device Connectors, 3 Poles

12  
18



**890 Series**  
Distribution Connectors, 2 Poles  
Distribution Connectors, 3 Poles

13  
19




**891 Series**  
Cable Assemblies, 2 Poles  
Cable Assemblies, 3 Poles

14 – 15  
20

# Handling WINSTA® MINI 890 Series

## Preparation



- 1. Strip length, outer insulation = 30 mm / 1.18 in
- 2. Strip length = 9 mm / 0.31 in

## Wire connection with CAGE CLAMP®S



Actuate the clamp using a screwdriver (blade width 2.5 mm/0.098 in) to connect flexible conductors and insert the stripped conductor up to the stop. Solid conductors can be plugged directly.

## Strain relief assembly



Latch wired connector onto the base of the strain relief housing.



Push down strain relief clamp by hand.



Push down strain relief clamp with a screwdriver (blade width 2.5 mm/0.098 in) alternately on both sides.

## Strain relief assembly



Latch the top of the strain relief housing.

## Locking lever assembly





All products for fixed installations (snap-in versions, distribution connectors) are equipped with locking levers ex-factory, so that the plugs or sockets are always locked. Additional locking levers are only required for "flying leads" (plug/socket).

## Marking





The printed marking of the connector is clearly visible in the opening of the strain relief housing.

<p>0.25 – 1.5 mm<sup>2</sup> ① 250 V/4 kV/3 16 A</p> <p> 9 mm / 0.35 in</p> <p>② Approvals</p>	<p>AWG 22 - 16</p>	<p>0.25 – 1.5 mm<sup>2</sup> ① 250 V/4 kV/3 16 A</p> <p> 9 mm / 0.35 in</p> <p>② Approvals</p>	<p>AWG 22 - 16</p>
---	--------------------	---	--------------------



Description	Color	Item no.	Pack.-unit	Color	Item no.	Pack.-unit
Connectors, 2 poles, with CAGE CLAMP®S connection	Sockets with strain relief housing, for cable diameter 3.8 - 8.2 mm / 0.15 - 0.32 in			Plugs with strain relief housing, for cable diameter 3.8 - 8.2 mm / 0.15 - 0.32 in		
	black	890-102	● 50	black	890-112	● 50
	white	890-122	○ 50	white	890-132	○ 50

### Accessories

<p>Locking levers, tool operated, for "flying leads"</p> 	<p>black</p> <p>white</p>	<p>890-111</p> <p>890-131</p>	<p>100 (2 x 50)</p> <p>100 (2 x 50)</p>	<p>black</p> <p>white</p>	<p>890-111</p> <p>890-131</p>	<p>100 (2 x 50)</p> <p>100 (2 x 50)</p>
<p>Operating tool, insulated, 2-way</p> 		890-392	1		890-392	1

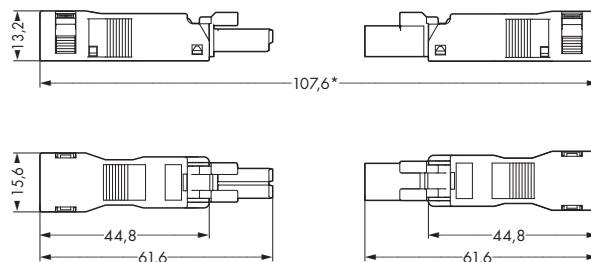
### Info

- ① Wire range: 0.25 - 1.5 mm<sup>2</sup> "s + f-st"  
0.25 - 1 mm<sup>2</sup> "stranded"
- ② Approval data can be found in the online catalog at [www.wagocatalog.com](http://www.wagocatalog.com)

- black Coding A (L+ N-)
- white Coding A (L+ N-)
- gray Coding B (1 2)
- blue Coding I (+ -)

Please find some information on the different codings on pages 146 and 147

### Dimensions



\* Overall length of the connectors in mated condition



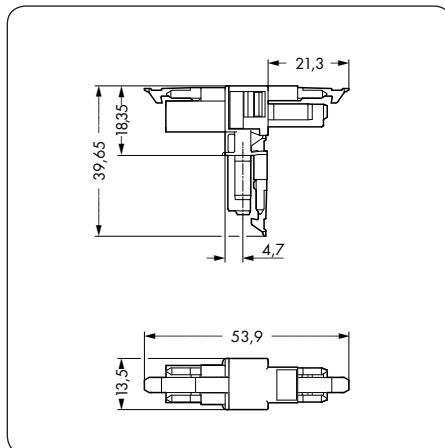
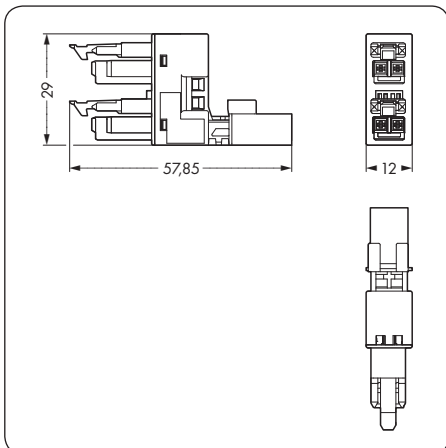



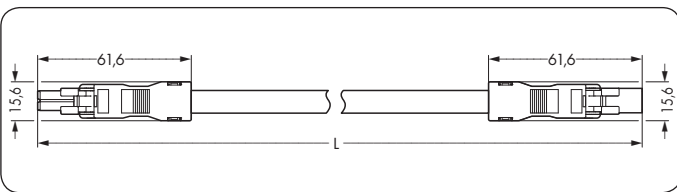

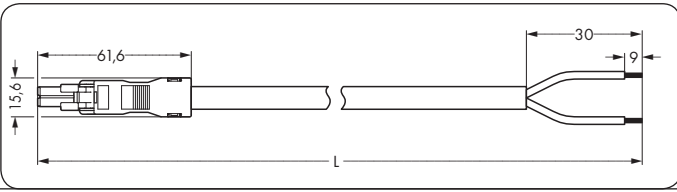

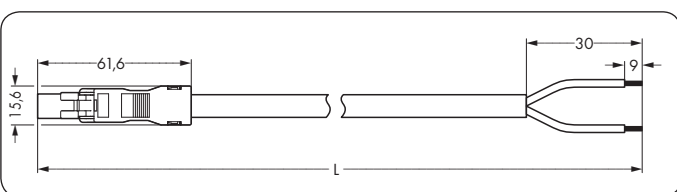

# Distribution Connectors, 2 Poles

250 V/4 kV/3 16 A  ② Approvals	250 V/4 kV/3 16 A  ② Approvals
---	---




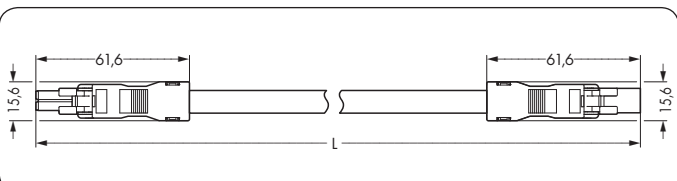

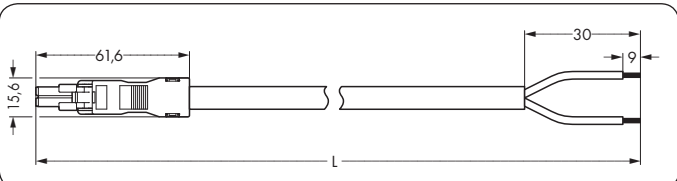

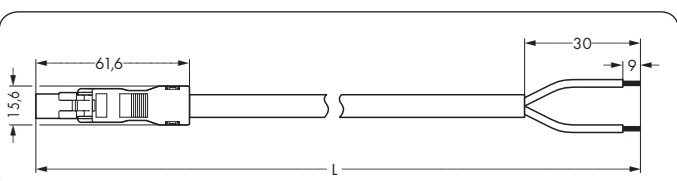

Color	Item no.	Pack.-unit	Color	Item no.	Pack.-unit
<b>h-distribution connectors, unidirectional, plug / socket - socket</b>			<b>T-distribution connectors 1 x plug / 2 x socket</b>		
black	<b>890-1634</b> ●	50	black	<b>890-1606</b> ●	25
white	<b>890-1684</b> ○	50	white	<b>890-1656</b> ○	25
			blue	<b>890-1617</b> ●	25
for "flying leads", with 3rd locking lever			for "flying leads", with 3rd locking lever		
black	<b>890-1636</b> ●	50	black	<b>890-1615</b> ●	25
white	<b>890-1686</b> ○	50	white	<b>890-1665</b> ○	25
			blue	<b>890-1620</b> ●	25
black	<b>890-1622</b>	100			
white	<b>890-1672</b>	100			
black	<b>890-601</b>	250			



		PVC H05VV-F 2x1 halogen-free H05Z1Z1-F 2x1  250 V/4 kV/3 10 A  Wire ends bonded 9 mm / 0.35 in ① Approvals				
<b>Interconnecting cables, socket - plug</b>		Length	Item no. black	Item no. white	Item no. black	Item no. white
		Coding A	● ○		PVC halogen-free	
		1 m	891-8992/005-101	.../005-102	891-8992/015-101	.../015-102
		2 m	891-8992/005-201	.../005-202	891-8992/015-201	.../015-202
		3 m	891-8992/005-301	.../005-302	891-8992/015-301	.../015-302
		4 m	891-8992/005-401	.../005-402	891-8992/015-401	.../015-402
		5 m	891-8992/005-501	.../005-502	891-8992/015-501	.../015-502
		6 m	891-8992/005-601	.../005-602	891-8992/015-601	.../015-602
		7 m	891-8992/005-701	.../005-702	891-8992/015-701	.../015-702
		8 m	891-8992/005-801	.../005-802	891-8992/015-801	.../015-802
<b>Connecting cables, socket - free end</b>		Length	Item no. black	Item no. white	Item no. black	Item no. white
		Coding A	● ○		PVC halogen-free	
		1 m	891-8992/105-101	.../105-102	891-8992/115-101	.../115-102
		2 m	891-8992/105-201	.../105-202	891-8992/115-201	.../115-202
		3 m	891-8992/105-301	.../105-302	891-8992/115-301	.../115-302
		4 m	891-8992/105-401	.../105-402	891-8992/115-401	.../115-402
		5 m	891-8992/105-501	.../105-502	891-8992/115-501	.../115-502
		6 m	891-8992/105-601	.../105-602	891-8992/115-601	.../115-602
		7 m	891-8992/105-701	.../105-702	891-8992/115-701	.../115-702
		8 m	891-8992/105-801	.../105-802	891-8992/115-801	.../115-802
<b>Connecting cables, plug - free end</b>		Length	Item no. black	Item no. white	Item no. black	Item no. white
		Coding A	● ○		PVC halogen-free	
		1 m	891-8992/205-101	.../205-102	891-8992/215-101	.../215-102
		2 m	891-8992/205-201	.../205-202	891-8992/215-201	.../215-202
		3 m	891-8992/205-301	.../205-302	891-8992/215-301	.../215-302
		4 m	891-8992/205-401	.../205-402	891-8992/215-401	.../215-402
		5 m	891-8992/205-501	.../205-502	891-8992/215-501	.../215-502
		6 m	891-8992/205-601	.../205-602	891-8992/215-601	.../215-602
		7 m	891-8992/205-701	.../205-702	891-8992/215-701	.../215-702
		8 m	891-8992/205-801	.../205-802	891-8992/215-801	.../215-802
<b>Info</b>		① Approval data can be found in the online catalog at <a href="http://www.wagocatalog.com">www.wagocatalog.com</a>  Other cables on request  ● black Coding A (L+ N-) ○ white Coding A (L+ N-)				
		Please find some information on the different codings on pages 146 and 147				
<b>Accessories</b>		Locking levers, tool operated, for "flying leads"				
		black	890-111	100	(2 x 50)	
		white	890-131	100	(2 x 50)	



# Cable Assemblies 2 x 1.5 mm<sup>2</sup>/AWG 16




		PVC H05VV-F 2x1.5 halogen-free H05Z1Z1-F 2x1.5  250 V/4 kV/3 16 A  Wire ends bonded 9 mm / 0.35 in ① Approvals				
<b>Interconnecting cables, socket - plug</b>		Length	Item no. black	Item no. white	Item no. black	Item no. white
		Coding A ● ○ PVC halogen-free				
		1 m	891-8992/006-101	.../006-102	891-8992/016-101	.../016-102
		2 m	891-8992/006-201	.../006-202	891-8992/016-201	.../016-202
		3 m	891-8992/006-301	.../006-302	891-8992/016-301	.../016-302
		4 m	891-8992/006-401	.../006-402	891-8992/016-401	.../016-402
		5 m	891-8992/006-501	.../006-502	891-8992/016-501	.../016-502
		6 m	891-8992/006-601	.../006-602	891-8992/016-601	.../016-602
		7 m	891-8992/006-701	.../006-702	891-8992/016-701	.../016-702
		8 m	891-8992/006-801	.../006-802	891-8992/016-801	.../016-802
<b>Connecting cables, socket - free end</b>		Length	Item no. black	Item no. white	Item no. black	Item no. white
		Coding A ● ○ PVC halogen-free				
		1 m	891-8992/106-101	.../106-102	891-8992/116-101	.../116-102
		2 m	891-8992/106-201	.../106-202	891-8992/116-201	.../116-202
		3 m	891-8992/106-301	.../106-302	891-8992/116-301	.../116-302
		4 m	891-8992/106-401	.../106-402	891-8992/116-401	.../116-402
		5 m	891-8992/106-501	.../106-502	891-8992/116-501	.../116-502
		6 m	891-8992/106-601	.../106-602	891-8992/116-601	.../116-602
		7 m	891-8992/106-701	.../106-702	891-8992/116-701	.../116-702
		8 m	891-8992/106-801	.../106-802	891-8992/116-801	.../116-802
<b>Connecting cables, plug - free end</b>		Length	Item no. black	Item no. white	Item no. black	Item no. white
		Coding A ● ○ PVC halogen-free				
		1 m	891-8992/206-101	.../206-102	891-8992/216-101	.../216-102
		2 m	891-8992/206-201	.../206-202	891-8992/216-201	.../216-202
		3 m	891-8992/206-301	.../206-302	891-8992/216-301	.../216-302
		4 m	891-8992/206-401	.../206-402	891-8992/216-401	.../216-402
		5 m	891-8992/206-501	.../206-502	891-8992/216-501	.../216-502
		6 m	891-8992/206-601	.../206-602	891-8992/216-601	.../216-602
		7 m	891-8992/206-701	.../206-702	891-8992/216-701	.../216-702
		8 m	891-8992/206-801	.../206-802	891-8992/216-801	.../216-802
<b>Lengths</b>	<b>Pack.-unit</b>					
1 m	50					
2, 3, 4 m	25					
5, 6 m	15					
7, 8 m	10					
Other lengths on request						
<b>Accessories</b>		Locking levers, tool operated, for "flying leads"				
		black	890-111	100 (2 x 50)		
		white	890-131	100 (2 x 50)		

## Sockets and Plugs, 3 Poles

<p>0.25 – 1.5 mm<sup>2</sup> ① 250 V/4 kV/3 16 A</p> <p>AWG 22 - 16</p> <p>9 mm / 0.35 in</p> <p>② Approvals</p>	<p>0.25 – 1.5 mm<sup>2</sup> ① 250 V/4 kV/3 16 A</p> <p>AWG 22 - 16</p> <p>9 mm / 0.35 in</p> <p>② Approvals</p>
--	--



Description	Color	Item no.	Pack-unit	Color	Item no.	Pack-unit
Connectors, 3 poles, with CAGE CLAMP®S connection	Sockets with strain relief housing, for cable diameter 4.5 - 10 mm (0.17 - 0.39 in)			Plugs with strain relief housing, for cable diameter 4.5 - 10 mm (0.17 - 0.39 in)		
	black	890-103	● 50	black	890-113	● 50
	white	890-123	○ 50	white	890-133	○ 50

Accessories						
<b>Locking levers</b> , tool operated, for "flying leads" 	black	890-111	100 (2 x 50)	black	890-111	100 (2 x 50)
	white	890-131	100 (2 x 50)	white	890-131	100 (2 x 50)
<b>Shield connecting plate</b> , for plugs and sockets, see page 19 		890-523	50		890-523	50
<b>Operating tool</b> , insulated, 3-way 		890-393	1		890-393	1

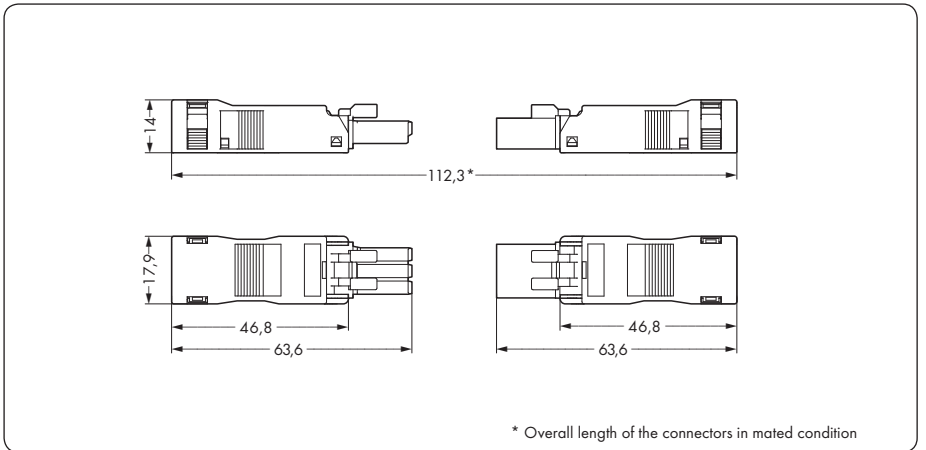
Info	Dimensions (in mm)
------	--------------------

① Wire range: 0.25 - 1.5 mm<sup>2</sup> "s + f-st"  
0.25 - 1 mm<sup>2</sup> "stranded"

② Approval data can be found in the online catalog at [www.wagocatalog.com](http://www.wagocatalog.com)



● black Coding A (L ⊕ N)  
○ white Coding A (L ⊕ N)  
● gray Coding B (1 2 3)

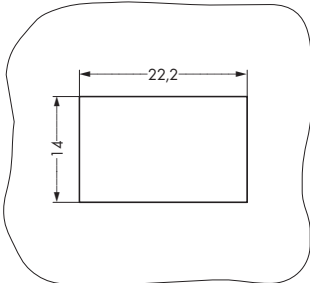
Please find some information on the different codings on pages 146 and 147









## Snap-In Sockets and Plugs, 3 Poles

Cut-out dimensions  Sheet thickness: 0.5 mm to 2 mm (0.02 - 0.078 in) Tolerance of the cut-out: + 0.1 mm / 0.0039 in	0.25 – 1.5 mm <sup>2</sup> ① 250 V/4 kV/3 16 A	AWG 22 - 16	0.25 – 1.5 mm <sup>2</sup> ① 250 V/4 kV/3 16 A	AWG 22 - 16
	 9 mm / 0.35 in ② Approvals		 9 mm / 0.35 in ② Approvals	



Description	Color	Item no.	Pack.-unit	Color	Item no.	Pack.-unit
Connectors, snap-in device connection, 3 poles, with CAGE CLAMP®S connection	Sockets			Plugs		
	black	890-703	● 50	black	890-713	● 50
	white	890-723	○ 50	white	890-733	○ 50
	gray	890-743	● 50	gray	890-753	● 50

Accessories						
Lockout caps, for cut-out						
	black	890-643	100	black	890-643	100
	white	890-693	100	white	890-693	100
Mounting plate, for distribution connectors						
						
Fixing pin, for mounting plates						
						
Operating tool, insulated, 3-way						
			890-393	1	890-393	1

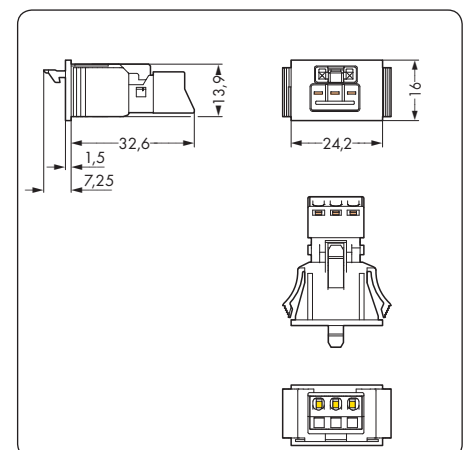
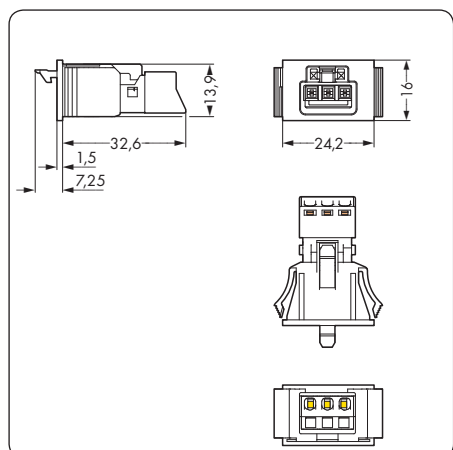
Info	Dimensions (in mm)
------	--------------------

① Wire range: 0.25 - 1.5 mm<sup>2</sup> "s + f-st"  
0.25 - 1 mm<sup>2</sup> "stranded"

② Approval data can be found in the online catalog at [www.wagocatalog.com](http://www.wagocatalog.com)

● black Coding A (L ⊕ N)  
○ white Coding A (L ⊕ N)  
● gray Coding B (1 2 3)

Please find some information on the different codings on pages 146 and 147



# Distribution Connectors, 3 Poles

250 V/4 kV/3 16 A	250 V/4 kV/3 16 A
Ⓢ Approvals	Ⓢ Approvals



Connector with shield termination

Color	Item no.	Pack.-unit	Color	Item no.	Pack.-unit
<b>h-distribution connectors, unidirectional, plug / socket - socket</b>			<b>T-distribution connectors, 1 x plug / 2 x socket</b>		
black	890-634 ●	50	black	890-606 ●	25
white	890-684 ○	50	white	890-656 ○	25
for "flying leads", with 3rd locking lever			for "flying leads", with 3rd locking lever		
black	890-636 ●	50	black	890-615 ●	25
white	890-686 ○	50	white	890-665 ○	25
black	890-623	100			
white	890-673	100			
black	890-601	250			



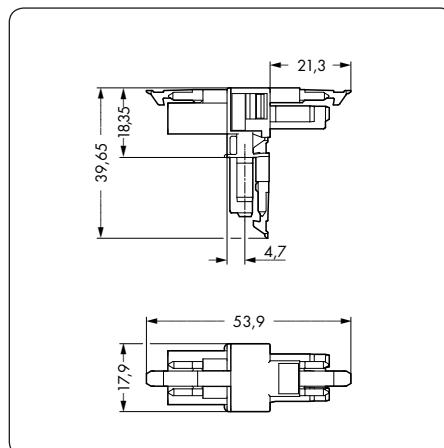
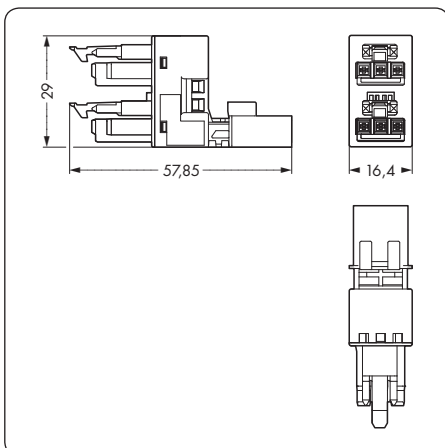
Apply the shield to the rubber cable.  
Strip length, outer insulation = 30 mm / 1.18 in  
Shield length = 8 mm / 0.31 in


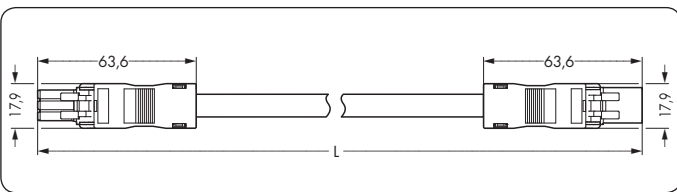

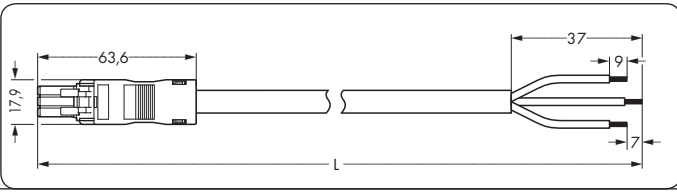

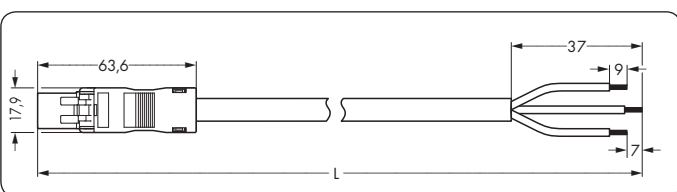




Push the shield connecting plate into the connector until fully inserted



First insert the wired connector into the strain relief housing, then snap the clamp and cover.



		PVC H05VV-F 3G1 halogen-free H05Z1Z1-F 3G1  250 V/4 kV/3 10 A  Wire ends bonded 9 mm ① Approvals				
Interconnecting cables, socket - plug		Length	Item no. black	Item no. white	Item no. black	Item no. white
		Coding A	● ○			
		PVC		halogen-free		
		1 m	891-8993/005-101	.../005-102	891-8993/015-101	.../015-102
		2 m	891-8993/005-201	.../005-202	891-8993/015-201	.../015-202
		3 m	891-8993/005-301	.../005-302	891-8993/015-301	.../015-302
		4 m	891-8993/005-401	.../005-402	891-8993/015-401	.../015-402
		5 m	891-8993/005-501	.../005-502	891-8993/015-501	.../015-502
		6 m	891-8993/005-601	.../005-602	891-8993/015-601	.../015-602
		7 m	891-8993/005-701	.../005-702	891-8993/015-701	.../015-702
		8 m	891-8993/005-801	.../005-802	891-8993/015-801	.../015-802
Connecting cables, socket - free end		Length	Item no. black	Item no. white	Item no. black	Item no. white
		Coding A	● ○			
		PVC		halogen-free		
		1 m	891-8993/105-101	.../105-102	891-8993/115-101	.../115-102
		2 m	891-8993/105-201	.../105-202	891-8993/115-201	.../115-202
		3 m	891-8993/105-301	.../105-302	891-8993/115-301	.../115-302
		4 m	891-8993/105-401	.../105-402	891-8993/115-401	.../115-402
		5 m	891-8993/105-501	.../105-502	891-8993/115-501	.../115-502
		6 m	891-8993/105-601	.../105-602	891-8993/115-601	.../115-602
		7 m	891-8993/105-701	.../105-702	891-8993/115-701	.../115-702
		8 m	891-8993/105-801	.../105-802	891-8993/115-801	.../115-802
Connecting cables, plug - free end		Length	Item no. black	Item no. white	Item no. black	Item no. white
		Coding A	● ○			
		PVC		halogen-free		
		1 m	891-8993/205-101	.../205-102	891-8993/215-101	.../215-102
		2 m	891-8993/205-201	.../205-202	891-8993/215-201	.../215-202
		3 m	891-8993/205-301	.../205-302	891-8993/215-301	.../215-302
		4 m	891-8993/205-401	.../205-402	891-8993/215-401	.../215-402
		5 m	891-8993/205-501	.../205-502	891-8993/215-501	.../215-502
		6 m	891-8993/205-601	.../205-602	891-8993/215-601	.../215-602
		7 m	891-8993/205-701	.../205-702	891-8993/215-701	.../215-702
		8 m	891-8993/205-801	.../205-802	891-8993/215-801	.../215-802
Info		Locking levers, tool operated, for "flying leads"				
① Approval data can be found in the online catalog at <a href="http://www.wagocatalog.com">www.wagocatalog.com</a>  Other cables on request				black	890-111	100 (2 x 50)
				white	890-131	100 (2 x 50)
● black Coding A (L ⊕ N) ○ white Coding A (L ⊕ N)  Please find some information on the different codings on pages 146 and 147		Lengths		Pack.-unit		
		1 m		50		
		2, 3, 4 m		25		
		5, 6 m		15		
		7, 8 m		10		
		Other lengths on request				



**WINSTA® - The perfect connection!**

## 2

**770 Series**

Connectors, 3 Poles  
 Connectors, 3 Poles, Special Items  
 Connectors, 4 Poles  
 Connectors, 5 Poles

24 – 25  
 30 – 31  
 44 – 45  
 56 – 59

**770 Series**

Strain Relief Housings, 3 Poles  
 Strain Relief Housings, 4 Poles  
 Strain Relief Housings, 5 Poles  
 Strain Relief Housings, 6 Poles  
 Strain Relief Housings, 7 Poles

26 – 27  
 46  
 60 – 61  
 80  
 81

**770 Series**

Snap-In Device Connectors, 3 Poles  
 Snap-In Device Connectors, 4 Poles  
 Snap-In Device Connectors, 5 Poles

28 – 29  
 48 – 49  
 62 – 63

**770 Series**

PCB Connectors, 3 Poles  
 PCB Connectors, 4 Poles  
 PCB Connectors, 5 Poles

32 – 33  
 50 – 51  
 64 – 65

**770 Series**

Intermediate Couplers and T-Distribution Connectors, 3 Poles  
 Distribution Connectors, 4 Poles  
 Intermediate Couplers and T-Distribution Connectors, 5 Poles  
 Distribution Box

34 – 37  
 52  
 66 – 70  
 78 – 79

**771 Series**


Cable Assemblies, 3 Poles  
 Cable Assemblies, 4 Poles  
 Cable Assemblies, 5 Poles

38 – 43  
 54  
 72 – 77




# Handling WINSTA® MIDI 770 Series

## Preparation



We recommend to pull the pre-latched strain relief housing over the conductor prior to conductor connection. However, the strain relief can be mounted at a later time as well.



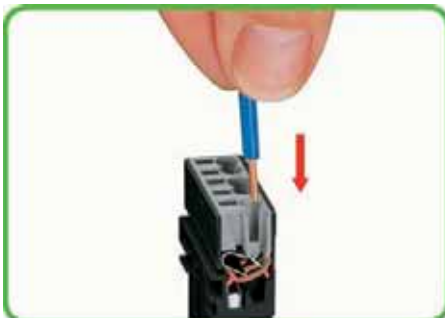
1. Strip length, outer insulation = 55 mm / 2.16 in
2. Strip length = 9 mm / 0.35 in
3. PE conductor protruding = 7 mm / 0.27 in

## Wire connection with CAGE CLAMP® S



Open clamping point with screwdriver (blade width 2.5mm/0.098 in) and insert stripped conductor up to the stop.


## Conductor connection with CAGE CLAMP® S



Push solid stripped conductor up to the stop.



Actuate the clamp using a screwdriver (blade width 2.5mm/0.098 in) to connect flexible conductors and insert the stripped conductor up to the stop.



In order to disconnect the conductor, actuate the clamp using a screwdriver (blade width 2.5 mm/0.098 in) and pull off the conductor.

## Strain relief assembly



Latch the strain relief housing on the plug/socket. Note the inscription "TOP".



Prepare strain relief housing by snapping together upper and bottom part.



Tighten the strain relief screw using a screwdriver

## Variable coding



Simply break or cut off the coding pin on the socket.





Fit the coding pin into the connector (break first) so that the pin engages.

## Marking







Marking of strain relief housing with WSB quick marking system.

<p>2 x 0.5 – 4 mm<sup>2</sup> ① 250 V/4 kV/3 25 A</p> <p> 9 mm / 0.35 in</p> <p>② Approvals</p>	<p>2 x AWG 20 - 12</p> <p>2 x 0.5 – 4 mm<sup>2</sup> ① 250 V/4 kV/3 25 A</p> <p> 9 mm / 0.35 in</p> <p>② Approvals</p>
--	---



Description	Color	Item no.	Pack.-unit	Color	Item no.	Pack.-unit
Connectors, 3 poles, with CAGE CLAMP®S connection	Sockets with strain relief housing, for 2 cables, diameter 8 - 11.5 mm / 0.31 - 0.45 in ③			Plugs with strain relief housing, for 2 cables, diameter 8 - 11.5 mm / 0.31 - 0.45 in ③		
	black	770-103	● 25	black	770-113	● 25
	white	770-123	○ 25	white	770-133	○ 25

### Accessories

 Locking levers, manually operated, for "flying leads"	black	770-101	● 100 (4 x 25)	black	770-101	● 100 (4 x 25)
	white	770-121	○ 100 (4 x 25)	white	770-121	○ 100 (4 x 25)
 Locking levers, tool operated, for "flying leads"	black	770-111	● 100 (4 x 25)	black	770-111	● 100 (4 x 25)
	white	770-131	○ 100 (4 x 25)	white	770-131	○ 100 (4 x 25)
 Lockout caps, for socket, separable, 12 poles	black	770-201	100			
	white	770-221	100			
 Coding pin, for plug				gray	770-401	100

Info	Dimensions (in mm)
------	--------------------

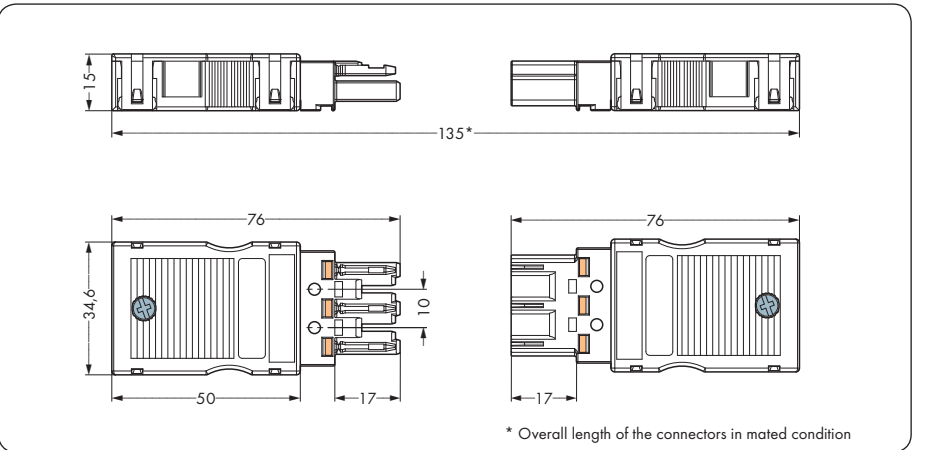
① Wire range: 0.5 - 4 mm<sup>2</sup> "s + f-st"  
0.5 - 2.5 mm<sup>2</sup> "stranded"

② Approval data can be found in the online catalog at [www.wagocatalog.com](http://www.wagocatalog.com)

③ More strain relief housings see pages 26 and 27

● black	Coding A	(L ⊕ N)
○ white	Coding A	(L ⊕ N)
● gray	Coding B	(1 2 3)
● red	Coding P	(L ⊕ N)
● orange	Coding R	(LON LON S)
● brown	Coding S	(1 2 L)

Please find some information on the different codings on pages 146 and 147



2 x 0.5 – 4 mm <sup>2</sup> ① 250 V/4 kV/3 25 A	2 x AWG 20 - 12	2 x 0.5 – 4 mm <sup>2</sup> ① 250 V/4 kV/3 25 A	2 x AWG 20 - 12
9 mm / 0.35 in		9 mm / 0.35 in	
② Approvals		② Approvals	



**NOTE:**

All products for fixed installations (snap-in versions, distribution connectors) are equipped with locking levers ex-factory, so that the plugs or sockets are always locked. Additional locking levers are only required for "flying leads" (plug/socket).

Color	Item no.	Pack.-unit	Color	Item no.	Pack.-unit
<b>Sockets without strain relief housing</b>			<b>Plugs without strain relief housing</b>		
black	770-203	● 100	black	770-213	● 100
white	770-223	○ 100	white	770-233	○ 100
gray	770-243	● 100	gray	770-253	● 100
red	770-1303	● 100	red	770-1313	● 100
orange	770-1343	● 100	orange	770-1353	● 100
brown	770-1363	● 100	brown	770-1373	● 100
black	770-101	100 (4 x 25)	black	770-101	100 (4 x 25)
white	770-121	100 (4 x 25)	white	770-121	100 (4 x 25)
black	770-111	100 (4 x 25)	black	770-111	100 (4 x 25)
white	770-131	100 (4 x 25)	white	770-131	100 (4 x 25)
black	770-201	100			
white	770-221	100			
			gray	770-401	100



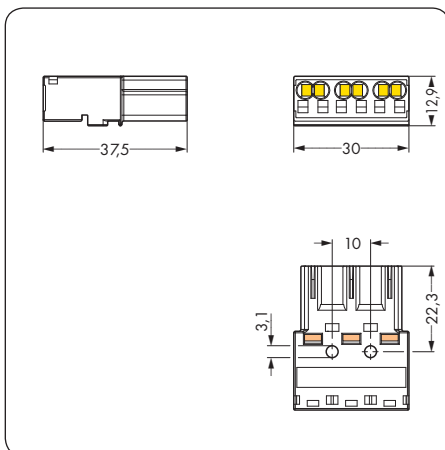
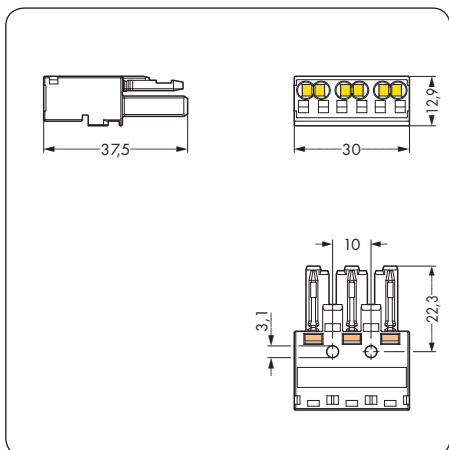
Snap on locking lever. Observe direction!



Locking lever, manually operated:  
1.) Press on locking lever.  
2.) Pull apart the connectors.



Locking lever, tool operated:  
1.) Unlatch locking lever.  
2.) Pull apart the connectors.





## Strain Relief Housings, 3 Poles, for Different Cable Diameters

	<p>Snap-on type strain relief housing for</p> <ul style="list-style-type: none"> <li>- 3-pole sockets</li> <li>- 3-pole plugs</li> </ul> <p>① Approvals</p>	<p>Snap-on type strain relief housing for</p> <ul style="list-style-type: none"> <li>- 3-pole sockets</li> <li>- 3-pole plugs</li> </ul> <p>① Approvals</p>
--	---	---



Description	Color	Item no.	Pack.-unit	Color	Item no.	Pack.-unit
Strain relief housings, 3 poles		Strain relief housings, for 2 cables, diameter 4.5 - 8 mm / 0.17 - 0.31 in ②			Strain relief housings, for 2 cables, diameter 8 - 11.5 mm / 0.31 - 0.45 in ②	
	black	770-503/023-000	50	black	770-503	50
	white	770-513/023-000	50	white	770-513	50

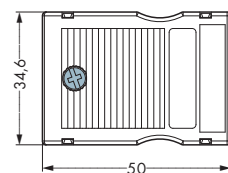
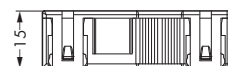
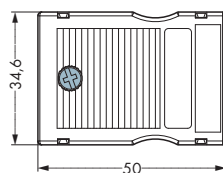
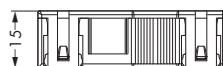
### Accessories

<p>Marker strips,</p>  <p>self-adhesive, on DIN A 1 card, strip length 182 mm / 7.16 in</p>	<p>Height 6 mm / 0.23 in</p> <p>Size of the marker field 28 x 6.5 mm / 1.1 x 0.25 in</p>	<p><b>210-333</b></p> <p>100</p>	<p>Height 6 mm / 0.23 in</p> <p>Size of the marker field 28 x 6.5 mm / 1.1 x 0.25 in</p>	<p><b>210-333</b></p> <p>100</p>
<p>Shield connecting plate,</p>  <p>for plugs and sockets, for 2 cables, diameter 4 - 7.5 mm / 0.157 - 0.29 in</p>		<p><b>770-523</b></p>		<p>25</p>

### Info

### Dimensions (in mm)

- ① Approval data can be found in the online catalog at [www.wagocatalog.com](http://www.wagocatalog.com)
- ② For H05VV and NYM cables  
Other cables on request



<b>Snap-on type strain relief housing for</b> - 3-pole sockets - 3-pole plugs  <b>1 Approvals</b>	<b>Snap-on type strain relief housing for</b> - 3-pole sockets - 3-pole plugs  <b>1 Approvals</b>
---	---



Connector with shield termination

Color	Item no.	Pack.-unit	Color	Item no.	Pack.-unit
<b>Strain relief housings, angled</b> for 2 cables, diameter 8 - 11.5 mm / 0.31 - 0.45 in <b>2</b>			<b>Strain relief housings, for 4 mm<sup>2</sup>/AWG 12 cables,</b> for 1 cable, diameter 9 - 13 mm / 0.35 - 0.51 in <b>2</b>		
black	770-503/032-000	25	black	770-503/021-000	50
white	770-513/032-000	25	white	770-513/021-000	50
Height 6 mm / 0.23 in <b>210-333</b> 100 Size of the marker field 28 x 6.5 mm / 1.1 x 0.25 in			Height 6 mm / 0.23 in <b>210-333</b> 100 Size of the marker field 28 x 6.5 mm / 1.1 x 0.25 in		



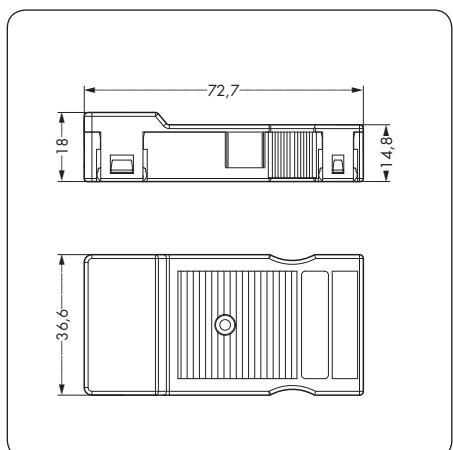
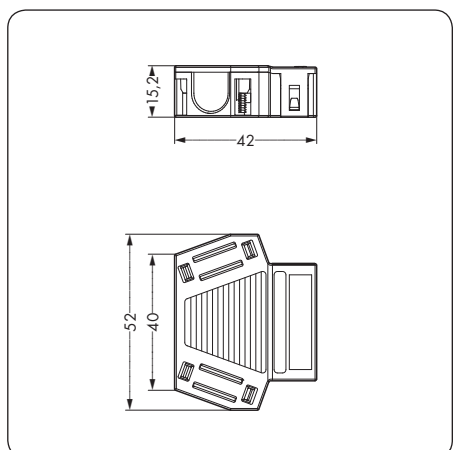
Apply the shield to the rubber cable.  
 Strip length, outer insulation = 55 mm / 2.16 in  
 Shield length = 10 mm / 0.39 in





Push the shield connecting plate into the connector until fully inserted.



First insert the wired connector into the strain relief housing, then snap the cover and tighten the screw.






## Snap-In Sockets and Plugs, 3 Poles

<p>2 x 0.5 – 4 mm<sup>2</sup> ① 250 V/4 kV/3 25 A</p> <p> 9 mm / 0.35 in</p> <p>② Approvals</p>	<p>2 x AWG 20 - 12</p>	<p>2 x 0.5 – 4 mm<sup>2</sup> ① 250 V/4 kV/3 25 A</p> <p> 9 mm / 0.35 in</p> <p>② Approvals</p>	<p>2 x AWG 20 - 12</p>
--	------------------------	--	------------------------



Description	Color	Item no.	Pack-unit	Color	Item no.	Pack-unit
Connectors, snap-in device connection, 3 poles, with CAGE CLAMP®S connection	Sockets			Sockets with protruding coding system		
	black	770-703	● 100	black	770-703/009-000	● 100
	white	770-723	○ 100	white	770-723/009-000	○ 100
	gray	770-743	● 100			
	red	770-2303	● 100			
	orange	770-2343	● 100			
	brown	770-2363	● 100			

Accessories						
Lockout caps, for cut-out						
	black	770-643	100	black	770-643	100
	white	770-693	100	white	770-693	100
Lockout caps, for socket, separable, 12 poles						
	black	770-201	100	black	770-201	100
	white	770-221	100	white	770-221	100
Coding pin, for plug						
						

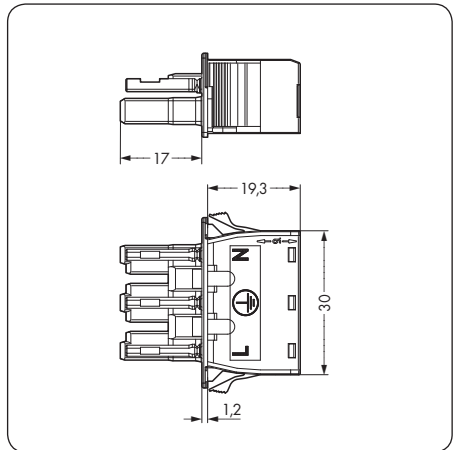
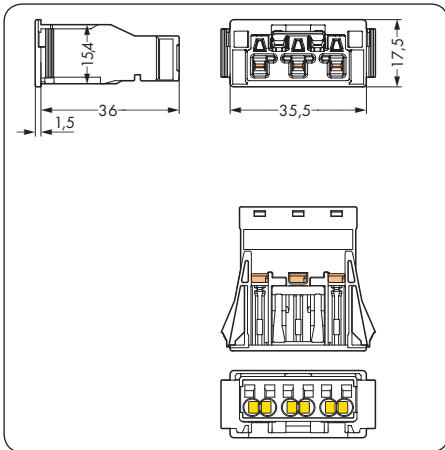
Info	Dimensions (in mm)
------	--------------------

① Wire range: 0.5 - 4 mm<sup>2</sup> "s + f-st"  
0.5 - 2.5 mm<sup>2</sup> "stranded"

② Approval data can be found in the online catalog at [www.wagocatalog.com](http://www.wagocatalog.com)

● black	Coding A	(L ⊕ N)
○ white	Coding A	(L ⊕ N)
● gray	Coding B	(1 2 3)
● red	Coding P	(L ⊕ N)
● orange	Coding R	(LON LON S)
● brown	Coding S	(1 2 L)

Please find some information on the different codings on pages 146 and 147





## Shorting Plugs, 3 Poles Plugs with Ground Contact, 3 to 5 Poles

250 V/4 kV/3  
20 A

**NOTE:**

Before finally connecting the switches, the shorting plugs may be used to switch on or off.





2 x 0.5 – 4 mm<sup>2</sup>  
250 V/4 kV/3  
25 A

2 x AWG 20 - 12

9 mm / 0.35 in

Approvals



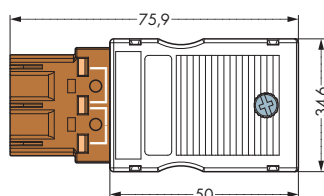
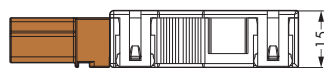
Description	Marking	Item no.	Pack.-unit	Color	Item no.	Pack.-unit
Shorting plugs, device connectors		Shorting plugs, brown plugs with assembled strain relief housing		Plugs, with ground contact, 3- / 4- / 5-pole, <b>without</b> strain relief housing; e.g., for assembly on luminaire casings		
				black	770-213/002-000 ●	25
				white	770-233/002-000 ○	25
				Delivery time and other colors on request.		
<b>Accessories</b>						
 Locking levers, manually operated, for "flying leads"	black	770-101	100 (4 x 25)	black	770-101	100 (4 x 25)
	white	770-121	100 (4 x 25)	white	770-121	100 (4 x 25)
 Locking levers, tool operated, for "flying leads"	black	770-111	100 (4 x 25)	black	770-111	100 (4 x 25)
	white	770-131	100 (4 x 25)	white	770-131	100 (4 x 25)
 Lockout caps, for socket, separable, 12 poles						
<b>Info</b>			<b>Dimensions (in mm)</b>		<b>Use</b>	

① Approval data can be found in the online catalog at [www.wagocatalog.com](http://www.wagocatalog.com)

② Internal connection via 0.8 mm / 0.031 in thick current bars is possible. Other thicknesses on request

● black Coding A (L ⊕ N)  
○ white Coding A (L ⊕ N)  
● brown Coding S

Please find some information on the different codings on pages 146 and 147



Plug with ground contact mounted on luminaire (example shows 5-pole plug).







	250 V/4 kV/3 25 A ①  ② Approvals	250 V/4 kV/3 25 A ①  ② Approvals
--	---	---



Description	Color	Item no.	Pack.-unit	Color	Item no.	Pack.-unit
PCB connectors, 2 solder pins per pole	Sockets, straight type			Plugs, straight type		
	black	770-803 ●	100	black	770-813 ●	100
	white	770-823 ○	100	white	770-833 ○	100
	gray	770-843 ●	100	gray	770-853 ●	100

Accessories						
Lockout caps, for socket,  separable, 12 poles	black	770-201	100			
	white	770-221	100			
Coding pin, for plug 				gray	770-401	100

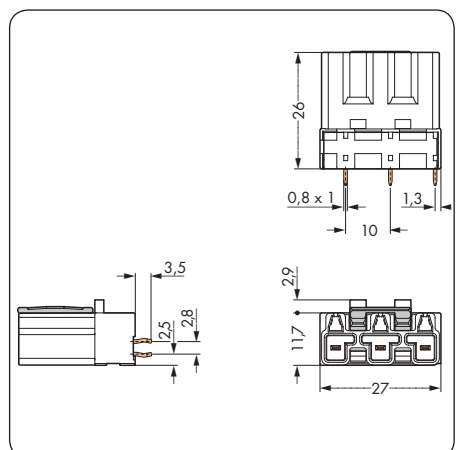
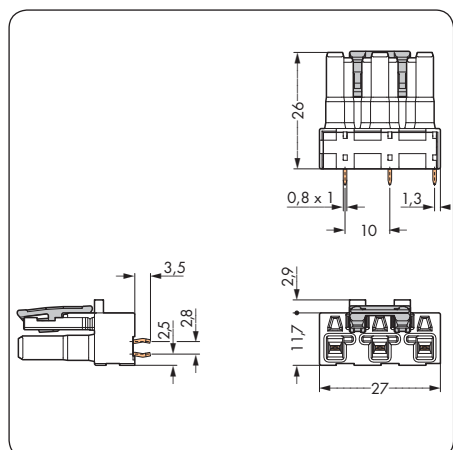
Info	Dimensions (in mm)
------	--------------------

① Current load see table on page 33

② Approval data can be found in the online catalog at [www.wagocatalog.com](http://www.wagocatalog.com)

● black Coding A (L ⊕ N)  
 ○ white Coding A (L ⊕ N)  
 ● gray Coding B (1 2 3)

Please find some information on the different codings on pages 146 and 147







Intermediate Couplers and T-Distribution Connectors, 3 Poles

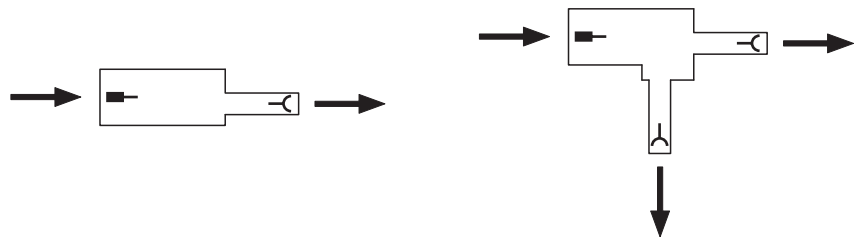
	250 V/4 kV/3 25 A  ① Approvals	250 V/4 kV/3 25 A  ① Approvals
--	---	---



Description	Color	Item no.	Pack.-unit	Color	Item no.	Pack.-unit
Intermediate couplers, distribution connectors	Intermediate couplers, 1 x plug / 1 x socket			T-distribution connectors, 1 x plug / 2 x socket		
				black	<b>770-606</b>	● 50
				white	<b>770-656</b>	○ 50
	black	<b>770-603</b>	● 100	gray	<b>770-967</b>	● 50
	white	<b>770-653</b>	○ 100	orange	<b>770-667</b>	● 50
				for "flying leads", with 3rd locking lever		
			black	<b>770-615</b>	● 50	
			white	<b>770-665</b>	○ 50	
			gray	<b>770-970</b>	● 50	
			orange	<b>770-670</b>	● 50	

Accessories						
 Mounting plates, for snapping on distribution connectors, handling see page 35 Fixing pin, for mounting plates, 6.1 x 2.5-4 mm / 0.24 x 0.098-0.157 in						
 Lockout caps, for socket, separable, 12 poles				black	<b>770-201</b>	100
				white	<b>770-221</b>	100

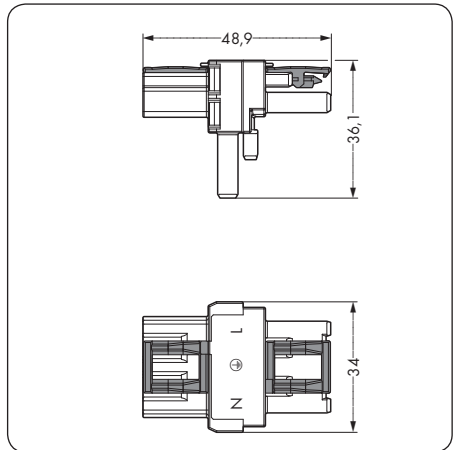
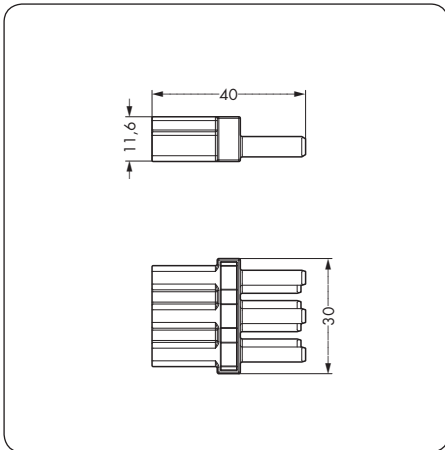
Info	Dimensions (in mm)
------	--------------------



① Approval data can be found in the online catalog at [www.wagocatalog.com](http://www.wagocatalog.com)


- black Coding A (L ⊕ N)
- white Coding A (L ⊕ N)
- gray Coding B (1 2 3)
- red Coding P (L ⊕ N)
- orange Coding R (LON LON S)

Please find some information on the different codings on pages 146 and 147



# h-Distribution Connectors, 3 Poles

250 V/4 kV/3 25 A	250 V/4 kV/3 25 A
① Approvals	① Approvals



The mounting plates for distribution connectors can be mounted using commercially available screws or nail-drive anchors.

2

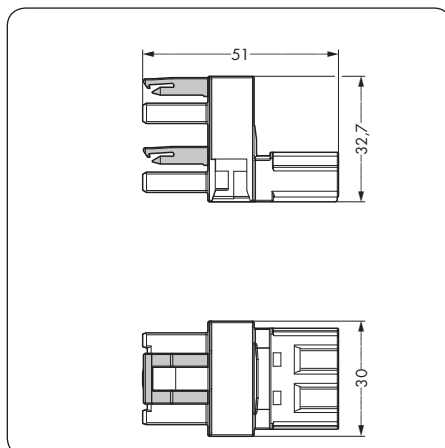
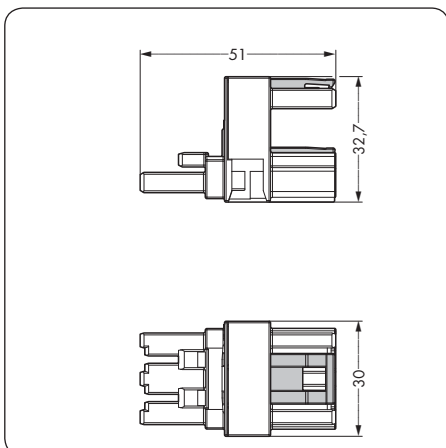
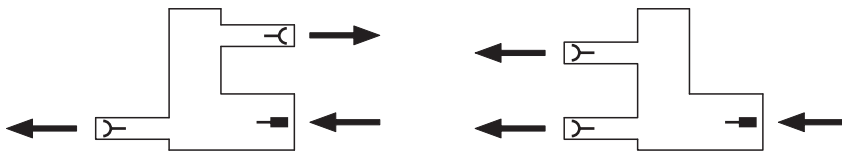
Color	Item no.	Pack.-unit	Color	Item no.	Pack.-unit
h-distribution connectors, bi-directional, plug - socket / socket			h-distribution connectors, unidirectional, plug / socket - socket		
black	770-633 ●	50	black	770-634 ●	50
white	770-683 ○	50	white	770-684 ○	50
for "flying leads", with 3rd locking lever			for "flying leads", with 3rd locking lever		
black	770-635 ●	50	black	770-636 ●	50
white	770-685 ○	50	white	770-686 ○	50
black	770-623	25	black	770-623	25
white	770-673	25	white	770-673	25
black	770-601	250	black	770-601	250
black	770-201	100	black	770-201	100
white	770-221	100	white	770-221	100



The distribution connectors are latched when mounted on the mounting plate.



All distribution connector connections are locked and protected against accidental disconnection directly after mating. Locking of any connection is released using a screwdriver, even if all connections are used.






To release the distribution connector, unlock the latch using a screwdriver.

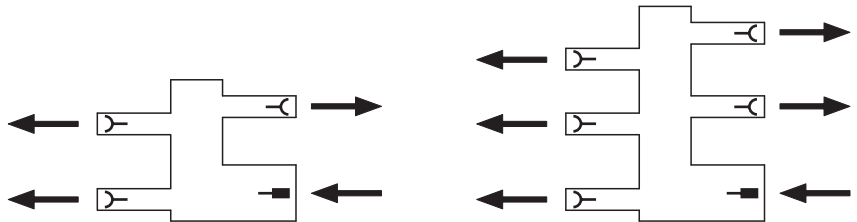
	<p>250 V/4 kV/3 25 A</p> <p>① Approvals</p>	<p>250 V/4 kV/3 25 A</p> <p>① Approvals</p>
--	---	---



Description	Color	Item no.	Pack-unit	Color	Item no.	Pack-unit
Distribution connectors, pluggable	Distribution connectors, 3-way, 1 x plug / 3 x socket			Distribution connectors, 5-way, 1 x plug / 5 x socket		
	black	770-607	● 25	black	770-608	● 25
	white	770-657	○ 25	white	770-658	○ 25
	red	770-907	● 25			

Accessories						
 <p>Mounting plates, for snapping on distribution connectors, handling see page 35</p>	black	770-623	25	black	770-623	25
	white	770-673	25	white	770-673	25
 <p>Fixing pin, for mounting plates, 6.1 x 2.5 - 4 mm / 0.24 x 0.098 - 0.157 in</p>	black	770-601	250	black	770-601	250
 <p>Lockout caps, for socket, separable, 12 poles</p>	black	770-201	100	black	770-201	100
	white	770-221	100	white	770-221	100

Info	Dimensions (in mm)
------	--------------------

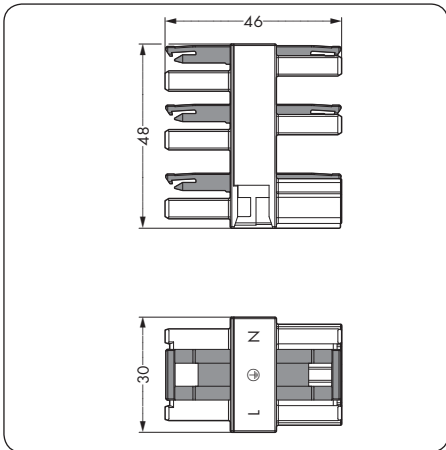
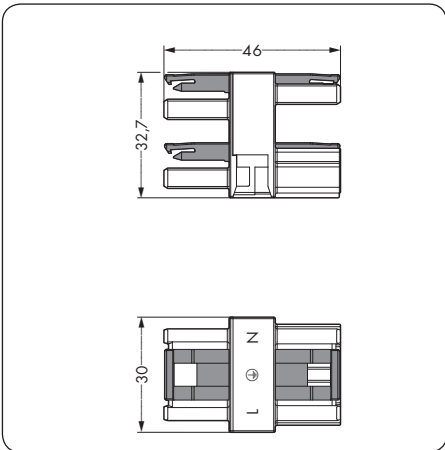


① Approval data can be found in the online catalog at [www.wagocatalog.com](http://www.wagocatalog.com)

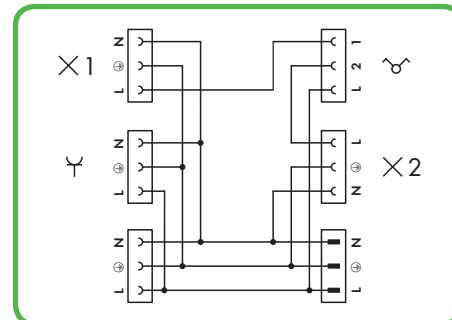
② LL = Locking lever

● black Coding A (L ⊕ N)  
○ white Coding A (L ⊕ N)  
● red Coding P (L ⊕ N)

Please find some information on the different codings on pages 146 and 147

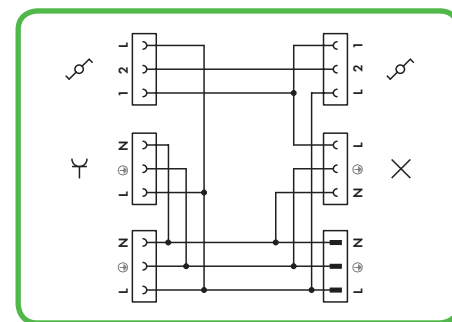


<p>250 V/4 kV/3 25 A</p> <p>① Approvals</p>	<p>250 V/4 kV/3 25 A</p> <p>① Approvals</p>
---	---



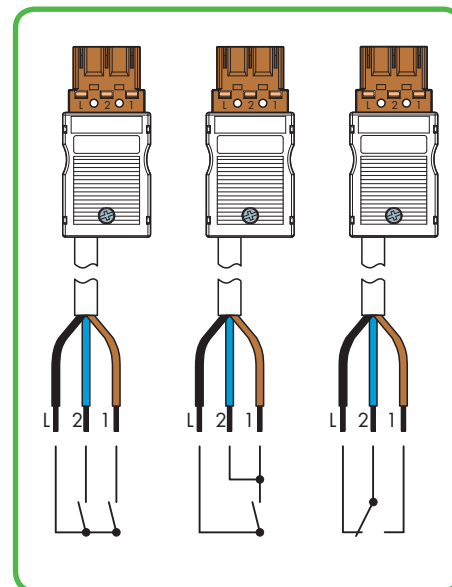
Internal circuit of the 770-637 distribution connector for single-pole switch or series circuits.

Color	Item no.	Pack.-unit	Color	Item no.	Pack.-unit
<b>Distribution connectors for single-pole switch or series circuits</b>			<b>Distribution connectors for single-pole switch or two-way circuits</b>		
	1 x plug Coding A, LL ② black/white			1 x plug Coding A, LL ② black/white	
	2 x socket Coding A, LL ② black/white			2 x socket Coding A, LL ② black/white	
	2 x socket Coding A (lighting fixtures), LL ② white/black			1 x socket Coding A (lighting fixtures), LL ② white/black	
	1 x socket Coding S (switches), LL ② brown			2 x socket Coding S (switches), LL ② brown	
black	<b>770-637</b> ●	10	black	<b>770-638</b> ●	10
white	<b>770-687</b> ○	10	white	<b>770-688</b> ○	10



Internal circuit of the 770-638 distribution connector for single-pole switch or two-way circuits.

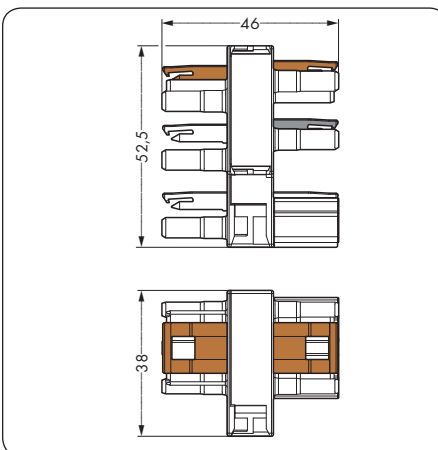
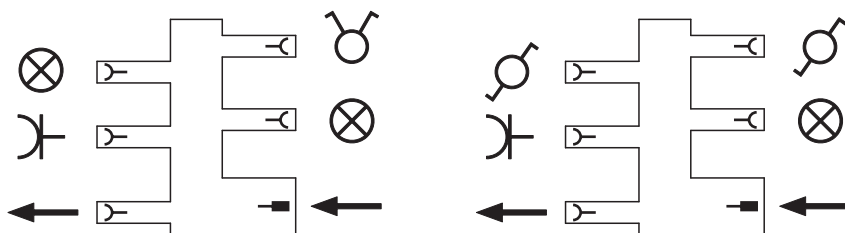
black	<b>770-623</b>	25	black	<b>770-623</b>	25
white	<b>770-673</b>	25	white	<b>770-673</b>	25
black	<b>770-601</b>	250	black	<b>770-601</b>	250
black	<b>770-201</b>	100	black	<b>770-201</b>	100
white	<b>770-221</b>	100	white	<b>770-221</b>	100



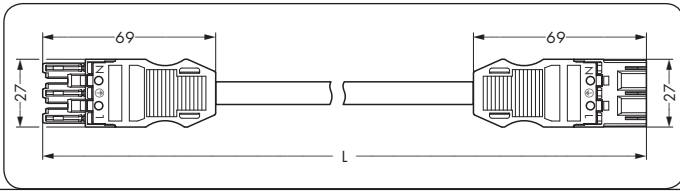
Cable assembly with coding S for connection to 770-637 and 770-638 distribution connectors see page 40.

Left: series circuit  
Center: single-pole switch  
Right: two-way circuit

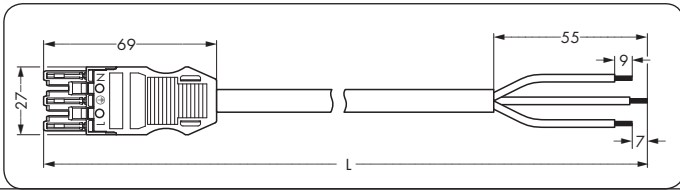
Shorting plug see page 30



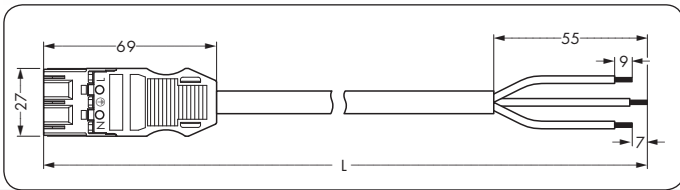
	<p>PVC H05VV-F 3G1.5 halogen-free H05Z1Z1-F 3G1.5</p> <p>250 V/4 kV/3 16 A</p> <p>Wire ends bonded 9 mm/0.35 in</p> <p>① Approvals</p>																																																							
Interconnecting cables, socket - plug	<table border="1"> <thead> <tr> <th>Length</th> <th>Item no. black</th> <th>Item no. white</th> <th>Item no. black</th> <th>Item no. white</th> </tr> </thead> <tbody> <tr> <td colspan="5">Coding A ● ○</td> </tr> <tr> <td colspan="2">PVC</td> <td colspan="3">halogen-free</td> </tr> <tr> <td>1 m</td> <td>771-9993/006-101</td> <td>.../006-102</td> <td>771-9993/016-101</td> <td>.../016-102</td> </tr> <tr> <td>2 m</td> <td>771-9993/006-201</td> <td>.../006-202</td> <td>771-9993/016-201</td> <td>.../016-202</td> </tr> <tr> <td>3 m</td> <td>771-9993/006-301</td> <td>.../006-302</td> <td>771-9993/016-301</td> <td>.../016-302</td> </tr> <tr> <td>4 m</td> <td>771-9993/006-401</td> <td>.../006-402</td> <td>771-9993/016-401</td> <td>.../016-402</td> </tr> <tr> <td>5 m</td> <td>771-9993/006-501</td> <td>.../006-502</td> <td>771-9993/016-501</td> <td>.../016-502</td> </tr> <tr> <td>6 m</td> <td>771-9993/006-601</td> <td>.../006-602</td> <td>771-9993/016-601</td> <td>.../016-602</td> </tr> <tr> <td>7 m</td> <td>771-9993/006-701</td> <td>.../006-702</td> <td>771-9993/016-701</td> <td>.../016-702</td> </tr> <tr> <td>8 m</td> <td>771-9993/006-801</td> <td>.../006-802</td> <td>771-9993/016-801</td> <td>.../016-802</td> </tr> </tbody> </table>	Length	Item no. black	Item no. white	Item no. black	Item no. white	Coding A ● ○					PVC		halogen-free			1 m	771-9993/006-101	.../006-102	771-9993/016-101	.../016-102	2 m	771-9993/006-201	.../006-202	771-9993/016-201	.../016-202	3 m	771-9993/006-301	.../006-302	771-9993/016-301	.../016-302	4 m	771-9993/006-401	.../006-402	771-9993/016-401	.../016-402	5 m	771-9993/006-501	.../006-502	771-9993/016-501	.../016-502	6 m	771-9993/006-601	.../006-602	771-9993/016-601	.../016-602	7 m	771-9993/006-701	.../006-702	771-9993/016-701	.../016-702	8 m	771-9993/006-801	.../006-802	771-9993/016-801	.../016-802
Length	Item no. black	Item no. white	Item no. black	Item no. white																																																				
Coding A ● ○																																																								
PVC		halogen-free																																																						
1 m	771-9993/006-101	.../006-102	771-9993/016-101	.../016-102																																																				
2 m	771-9993/006-201	.../006-202	771-9993/016-201	.../016-202																																																				
3 m	771-9993/006-301	.../006-302	771-9993/016-301	.../016-302																																																				
4 m	771-9993/006-401	.../006-402	771-9993/016-401	.../016-402																																																				
5 m	771-9993/006-501	.../006-502	771-9993/016-501	.../016-502																																																				
6 m	771-9993/006-601	.../006-602	771-9993/016-601	.../016-602																																																				
7 m	771-9993/006-701	.../006-702	771-9993/016-701	.../016-702																																																				
8 m	771-9993/006-801	.../006-802	771-9993/016-801	.../016-802																																																				



Connecting cables, socket - free end	<table border="1"> <thead> <tr> <th>Length</th> <th>Item no. black</th> <th>Item no. white</th> <th>Item no. black</th> <th>Item no. white</th> </tr> </thead> <tbody> <tr> <td colspan="5">Coding A ● ○</td> </tr> <tr> <td colspan="2">PVC</td> <td colspan="3">halogen-free</td> </tr> <tr> <td>1 m</td> <td>771-9993/106-101</td> <td>.../106-102</td> <td>771-9993/116-101</td> <td>.../116-102</td> </tr> <tr> <td>2 m</td> <td>771-9993/106-201</td> <td>.../106-202</td> <td>771-9993/116-201</td> <td>.../116-202</td> </tr> <tr> <td>3 m</td> <td>771-9993/106-301</td> <td>.../106-302</td> <td>771-9993/116-301</td> <td>.../116-302</td> </tr> <tr> <td>4 m</td> <td>771-9993/106-401</td> <td>.../106-402</td> <td>771-9993/116-401</td> <td>.../116-402</td> </tr> <tr> <td>5 m</td> <td>771-9993/106-501</td> <td>.../106-502</td> <td>771-9993/116-501</td> <td>.../116-502</td> </tr> <tr> <td>6 m</td> <td>771-9993/106-601</td> <td>.../106-602</td> <td>771-9993/116-601</td> <td>.../116-602</td> </tr> <tr> <td>7 m</td> <td>771-9993/106-701</td> <td>.../106-702</td> <td>771-9993/116-701</td> <td>.../116-702</td> </tr> <tr> <td>8 m</td> <td>771-9993/106-801</td> <td>.../106-802</td> <td>771-9993/116-801</td> <td>.../116-802</td> </tr> </tbody> </table>	Length	Item no. black	Item no. white	Item no. black	Item no. white	Coding A ● ○					PVC		halogen-free			1 m	771-9993/106-101	.../106-102	771-9993/116-101	.../116-102	2 m	771-9993/106-201	.../106-202	771-9993/116-201	.../116-202	3 m	771-9993/106-301	.../106-302	771-9993/116-301	.../116-302	4 m	771-9993/106-401	.../106-402	771-9993/116-401	.../116-402	5 m	771-9993/106-501	.../106-502	771-9993/116-501	.../116-502	6 m	771-9993/106-601	.../106-602	771-9993/116-601	.../116-602	7 m	771-9993/106-701	.../106-702	771-9993/116-701	.../116-702	8 m	771-9993/106-801	.../106-802	771-9993/116-801	.../116-802
Length	Item no. black	Item no. white	Item no. black	Item no. white																																																				
Coding A ● ○																																																								
PVC		halogen-free																																																						
1 m	771-9993/106-101	.../106-102	771-9993/116-101	.../116-102																																																				
2 m	771-9993/106-201	.../106-202	771-9993/116-201	.../116-202																																																				
3 m	771-9993/106-301	.../106-302	771-9993/116-301	.../116-302																																																				
4 m	771-9993/106-401	.../106-402	771-9993/116-401	.../116-402																																																				
5 m	771-9993/106-501	.../106-502	771-9993/116-501	.../116-502																																																				
6 m	771-9993/106-601	.../106-602	771-9993/116-601	.../116-602																																																				
7 m	771-9993/106-701	.../106-702	771-9993/116-701	.../116-702																																																				
8 m	771-9993/106-801	.../106-802	771-9993/116-801	.../116-802																																																				



Connecting cables, plug - free end	<table border="1"> <thead> <tr> <th>Length</th> <th>Item no. black</th> <th>Item no. white</th> <th>Item no. black</th> <th>Item no. white</th> </tr> </thead> <tbody> <tr> <td colspan="5">Coding A ● ○</td> </tr> <tr> <td colspan="2">PVC</td> <td colspan="3">halogen-free</td> </tr> <tr> <td>1 m</td> <td>771-9993/206-101</td> <td>.../206-102</td> <td>771-9993/216-101</td> <td>.../216-102</td> </tr> <tr> <td>2 m</td> <td>771-9993/206-201</td> <td>.../206-202</td> <td>771-9993/216-201</td> <td>.../216-202</td> </tr> <tr> <td>3 m</td> <td>771-9993/206-301</td> <td>.../206-302</td> <td>771-9993/216-301</td> <td>.../216-302</td> </tr> <tr> <td>4 m</td> <td>771-9993/206-401</td> <td>.../206-402</td> <td>771-9993/216-401</td> <td>.../216-402</td> </tr> <tr> <td>5 m</td> <td>771-9993/206-501</td> <td>.../206-502</td> <td>771-9993/216-501</td> <td>.../216-502</td> </tr> <tr> <td>6 m</td> <td>771-9993/206-601</td> <td>.../206-602</td> <td>771-9993/216-601</td> <td>.../216-602</td> </tr> <tr> <td>7 m</td> <td>771-9993/206-701</td> <td>.../206-702</td> <td>771-9993/216-701</td> <td>.../216-702</td> </tr> <tr> <td>8 m</td> <td>771-9993/206-801</td> <td>.../206-802</td> <td>771-9993/216-801</td> <td>.../216-802</td> </tr> </tbody> </table>	Length	Item no. black	Item no. white	Item no. black	Item no. white	Coding A ● ○					PVC		halogen-free			1 m	771-9993/206-101	.../206-102	771-9993/216-101	.../216-102	2 m	771-9993/206-201	.../206-202	771-9993/216-201	.../216-202	3 m	771-9993/206-301	.../206-302	771-9993/216-301	.../216-302	4 m	771-9993/206-401	.../206-402	771-9993/216-401	.../216-402	5 m	771-9993/206-501	.../206-502	771-9993/216-501	.../216-502	6 m	771-9993/206-601	.../206-602	771-9993/216-601	.../216-602	7 m	771-9993/206-701	.../206-702	771-9993/216-701	.../216-702	8 m	771-9993/206-801	.../206-802	771-9993/216-801	.../216-802
Length	Item no. black	Item no. white	Item no. black	Item no. white																																																				
Coding A ● ○																																																								
PVC		halogen-free																																																						
1 m	771-9993/206-101	.../206-102	771-9993/216-101	.../216-102																																																				
2 m	771-9993/206-201	.../206-202	771-9993/216-201	.../216-202																																																				
3 m	771-9993/206-301	.../206-302	771-9993/216-301	.../216-302																																																				
4 m	771-9993/206-401	.../206-402	771-9993/216-401	.../216-402																																																				
5 m	771-9993/206-501	.../206-502	771-9993/216-501	.../216-502																																																				
6 m	771-9993/206-601	.../206-602	771-9993/216-601	.../216-602																																																				
7 m	771-9993/206-701	.../206-702	771-9993/216-701	.../216-702																																																				
8 m	771-9993/206-801	.../206-802	771-9993/216-801	.../216-802																																																				



Info	Accessories
------	-------------

① Approval data can be found in the online catalog at [www.wagocatalog.com](http://www.wagocatalog.com)  
Marine approvals (GL, LR, NV) relate exclusively to cables approved for marine applications!


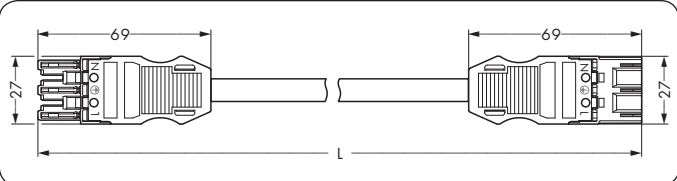

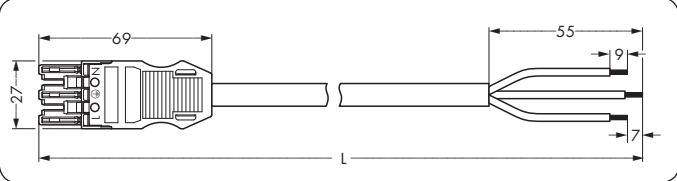

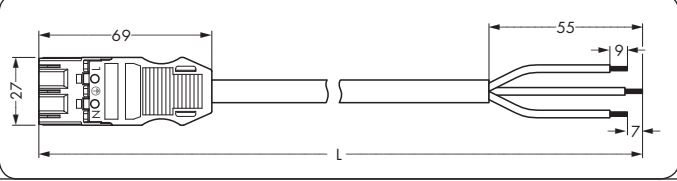
Other cables on request

● black	Coding A	(L ⊕ N)
○ white	Coding A	(L ⊕ N)
● red	Coding P	(L ⊕ N)

Please find some information on the different codings on pages 146 and 147

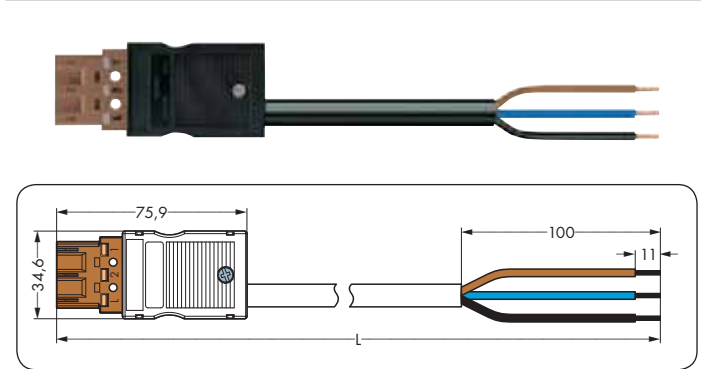
Locking levers, manually operated, for "flying leads"			
	black	770-101	100 (4 x 25)
	white	770-121	100 (4 x 25)
Locking levers, tool operated, for "flying leads"			
	black	770-111	100 (4 x 25)
	white	770-131	100 (4 x 25)
Lockout caps, for socket, separable, 12 poles			
	black	770-201	100
	white	770-221	100
Coding pin, for plug			
	gray	770-401	100



		PVC	H05VV-F 3G1.5
		halogen-free	H05Z1Z1-F 3G1.5
		250 V/4 kV/3 16 A	
		Wire ends bonded 9 mm/0.35 in	
		① Approvals	
<b>Interconnecting cables, socket - plug</b>		Length Item no. black	Item no. black
 	Coding P ●		
	PVC		halogen-free
	1 m	771-9973/006-101	771-9973/016-101
	2 m	771-9973/006-201	771-9973/016-201
	3 m	771-9973/006-301	771-9973/016-301
	4 m	771-9973/006-401	771-9973/016-401
	5 m	771-9973/006-501	771-9973/016-501
	6 m	771-9973/006-601	771-9973/016-601
	7 m	771-9973/006-701	771-9973/016-701
	8 m	771-9973/006-801	771-9973/016-801
<b>Connecting cables, socket - free end</b>		Length Item no. black	Item no. black
 	Coding P ●		
	PVC		halogen-free
	1 m	771-9973/106-101	771-9973/116-101
	2 m	771-9973/106-201	771-9973/116-201
	3 m	771-9973/106-301	771-9973/116-301
	4 m	771-9973/106-401	771-9973/116-401
	5 m	771-9973/106-501	771-9973/116-501
	6 m	771-9973/106-601	771-9973/116-601
	7 m	771-9973/106-701	771-9973/116-701
	8 m	771-9973/106-801	771-9973/116-801
<b>Connecting cables, plug - free end</b>		Length Item no. black	Item no. black
 	Coding P ●		
	PVC		halogen-free
	1 m	771-9973/206-101	771-9973/216-101
	2 m	771-9973/206-201	771-9973/216-201
	3 m	771-9973/206-301	771-9973/216-301
	4 m	771-9973/206-401	771-9973/216-401
	5 m	771-9973/206-501	771-9973/216-501
	6 m	771-9973/206-601	771-9973/216-601
	7 m	771-9973/206-701	771-9973/216-701
	8 m	771-9973/206-801	771-9973/216-801
<b>Lengths</b>	<b>Pack.-unit</b>	<b>Accessories</b>	
1 m	50	<b>Locking levers, manually operated,</b>	
2, 3, 4 m	25	for "flying leads"	
5, 6 m	15	black	770-101 100 (4 x 25)
7, 8 m	10	white	770-121 100 (4 x 25)
Other lengths on request		<b>Locking levers, tool operated,</b>	
		for "flying leads"	
		black	770-111 100 (4 x 25)
		white	770-131 100 (4 x 25)
		<b>Lockout caps, for socket, separable, 12 poles</b>	
		black	770-201 100
		white	770-221 100
		<b>Coding pin, for plug</b>	
		gray	770-401 100

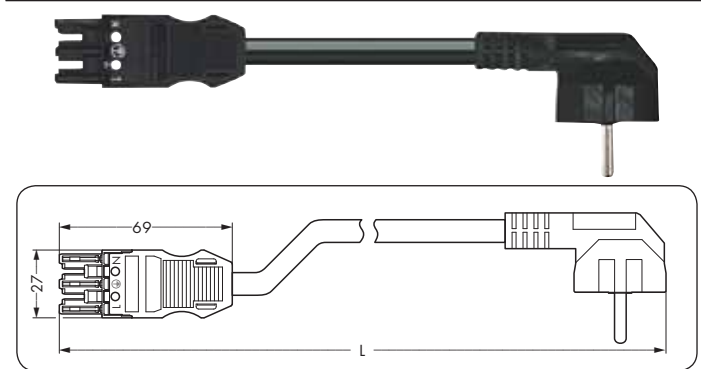
	PVC H05VV-F 3x1.5 halogen-free H05Z1Z1-F 3x1.5  250 V/4 kV/3 16 A  Wire ends bonded 9 mm/0.35 in ① Approvals
--	--

Interconnecting cables, plug - free end ②



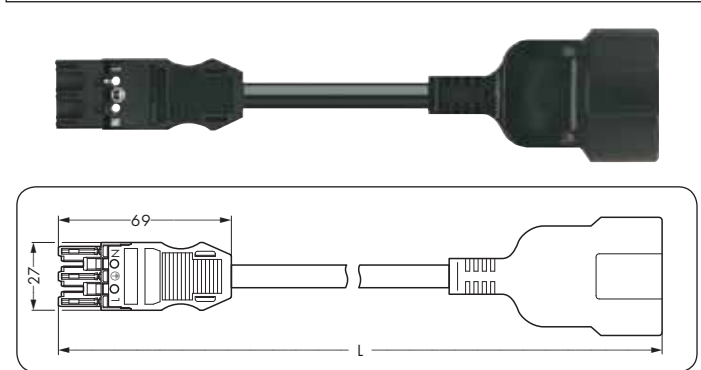
Length	Item no. black	Item no. black
Connecting cables for distribution connectors (series and two-way circuits), coding S ●		
	PVC	halogen-free
1 m	771-8973/206-104	771-8973/216-104
2 m	771-8973/206-204	771-8973/216-204
3 m	771-8973/206-304	771-8973/216-304
4 m	771-8973/206-404	771-8973/216-404
5 m	771-8973/206-504	771-8973/216-504
6 m	771-8973/206-604	771-8973/216-604
7 m	771-8973/206-704	771-8973/216-704
8 m	771-8973/206-804	771-8973/216-804

Connecting cables, socket - Schuko plug, angled



Length	Item no. black	Item no. white
Coding A ● ○		
PVC		
1 m	771-9993/306-101 .../306-102	
2 m	771-9993/306-201 .../306-202	
3 m	771-9993/306-301 .../306-302	
4 m	771-9993/306-401 .../306-402	
5 m	771-9993/306-501 .../306-502	
6 m	771-9993/306-601 .../306-602	
7 m	771-9993/306-701 .../306-702	
8 m	771-9993/306-801 .../306-802	

Connecting cables, plug - Schuko socket



Length	Item no. black	Item no. white
Coding A ● ○		
PVC		
1 m	771-9993/406-101 .../406-102	
2 m	771-9993/406-201 .../406-202	
3 m	771-9993/406-301 .../406-302	
4 m	771-9993/406-401 .../406-402	
5 m	771-9993/406-501 .../406-502	
6 m	771-9993/406-601 .../406-602	
7 m	771-9993/406-701 .../406-702	
8 m	771-9993/406-801 .../406-802	

Info

① Approval data can be found in the online catalog at [www.wagocatalog.com](http://www.wagocatalog.com)  
 Marine approvals (GL, LR, NV) relate exclusively to cables approved for marine applications!  
 Other cables on request

② PVC H05VV-F 3 x 1.5  
 halogen-free H05Z1Z1-F 3 x 1.5


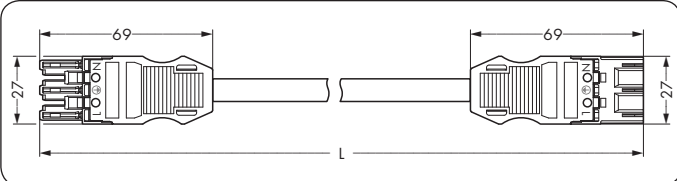

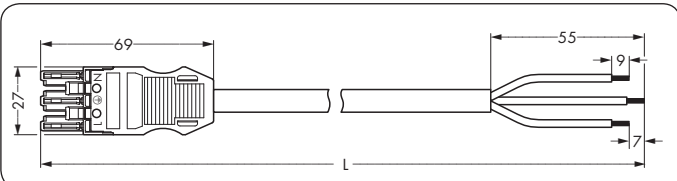


● black Coding A (L ⊕ N)  
 ○ white Coding A (L ⊕ N)  
 ● brown Coding S (L 2 1)


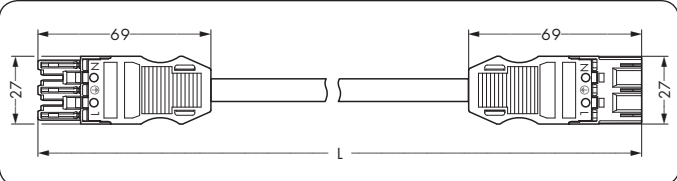

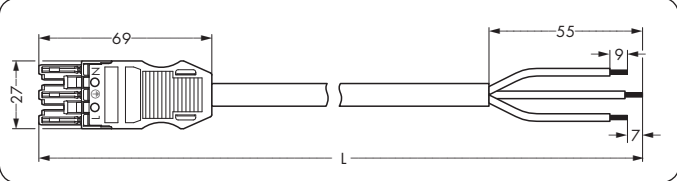

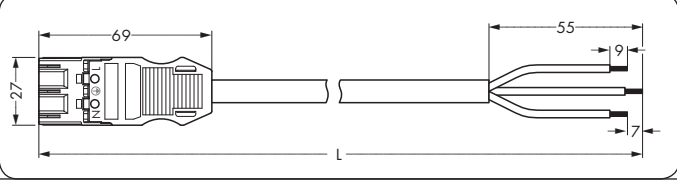
Please find some information on the different codings on pages 146 and 147



Accessories

Locking levers, manually operated,			
	for "flying leads"		
	black	770-101	100 (4 x 25)
	white	770-121	100 (4 x 25)
Locking levers, tool operated,			
	for "flying leads"		
	black	770-111	100 (4 x 25)
	white	770-131	100 (4 x 25)
Lockout caps, for socket, separable, 12 poles			
	black	770-201	100
	white	770-221	100
Coding pin, for plug			
	gray	770-401	100



		PVC H05VV-F 3G2.5 halogen-free H05Z1Z1-F 3G2.5  250 V/4 kV/3 20 A  Wire ends bonded 9 mm/0.35 in ① Approvals				
Interconnecting cables, socket - plug		Length	Item no. black	Item no. white	Item no. black	Item no. white
		Coding A	● ○			
		PVC	halogen-free			
		1 m	771-9993/007-101	.../007-102	771-9993/017-101	.../017-102
		2 m	771-9993/007-201	.../007-202	771-9993/017-201	.../017-202
		3 m	771-9993/007-301	.../007-302	771-9993/017-301	.../017-302
		4 m	771-9993/007-401	.../007-402	771-9993/017-401	.../017-402
		5 m	771-9993/007-501	.../007-502	771-9993/017-501	.../017-502
		6 m	771-9993/007-601	.../007-602	771-9993/017-601	.../017-602
		7 m	771-9993/007-701	.../007-702	771-9993/017-701	.../017-702
		8 m	771-9993/007-801	.../007-802	771-9993/017-801	.../017-802
Connecting cables, socket - free end		Length	Item no. black	Item no. white	Item no. black	Item no. white
		Coding A	● ○			
		PVC	halogen-free			
		1 m	771-9993/107-101	.../107-102	771-9993/117-101	.../117-102
		2 m	771-9993/107-201	.../107-202	771-9993/117-201	.../117-202
		3 m	771-9993/107-301	.../107-302	771-9993/117-301	.../117-302
		4 m	771-9993/107-401	.../107-402	771-9993/117-401	.../117-402
		5 m	771-9993/107-501	.../107-502	771-9993/117-501	.../117-502
		6 m	771-9993/107-601	.../107-602	771-9993/117-601	.../117-602
		7 m	771-9993/107-701	.../107-702	771-9993/117-701	.../117-702
		8 m	771-9993/107-801	.../107-802	771-9993/117-801	.../117-802
Connecting cables, plug - free end		Length	Item no. black	Item no. white	Item no. black	Item no. white
		Coding A	● ○			
		PVC	halogen-free			
		1 m	771-9993/207-101	.../207-102	771-9993/217-101	.../217-102
		2 m	771-9993/207-201	.../207-202	771-9993/217-201	.../217-202
		3 m	771-9993/207-301	.../207-302	771-9993/217-301	.../217-302
		4 m	771-9993/207-401	.../207-402	771-9993/217-401	.../217-402
		5 m	771-9993/207-501	.../207-502	771-9993/217-501	.../217-502
		6 m	771-9993/207-601	.../207-602	771-9993/217-601	.../217-602
		7 m	771-9993/207-701	.../207-702	771-9993/217-701	.../217-702
		8 m	771-9993/207-801	.../207-802	771-9993/217-801	.../217-802
Info		Locking levers, manually operated, for "flying leads" black 770-101 100 (4 x 25) white 770-121 100 (4 x 25)				
① Approval data can be found in the online catalog at <a href="http://www.wagocatalog.com">www.wagocatalog.com</a> Marine approvals (GL, LR, NV) relate exclusively to cables approved for marine applications!  Other cables on request		Locking levers, tool operated, for "flying leads" black 770-111 100 (4 x 25) white 770-131 100 (4 x 25)				
● black Coding A (L ⊕ N) ○ white Coding A (L ⊕ N) ● red Coding P (L ⊕ N)		Lockout caps, for socket, separable, 12 poles black 770-201 100 white 770-221 100				
Please find some information on the different codings on pages 146 and 147		Coding pin, for plug gray 770-401 100				





		PVC	H05VV-F 3G2.5	
		halogen-free	H05Z1Z1-F 3G2.5	
		250 V/4 kV/3 20 A		
		Wire ends bonded 9 mm/0.35 in		
		Ⓛ Approvals		
<b>Interconnecting cables, socket - plug</b>		Length Item no. black	Item no. black	
 		Coding P ●		
		PVC	halogen-free	
		1 m	771-9973/007-101	771-9973/017-101
		2 m	771-9973/007-201	771-9973/017-201
		3 m	771-9973/007-301	771-9973/017-301
		4 m	771-9973/007-401	771-9973/017-401
		5 m	771-9973/007-501	771-9973/017-501
		6 m	771-9973/007-601	771-9973/017-601
		7 m	771-9973/007-701	771-9973/017-701
		8 m	771-9973/007-801	771-9973/017-801
<b>Connecting cables, socket - free end</b>		Length Item no. black	Item no. black	
 		Coding P ●		
		PVC	halogen-free	
		1 m	771-9973/107-101	771-9973/117-101
		2 m	771-9973/107-201	771-9973/117-201
		3 m	771-9973/107-301	771-9973/117-301
		4 m	771-9973/107-401	771-9973/117-401
		5 m	771-9973/107-501	771-9973/117-501
		6 m	771-9973/107-601	771-9973/117-601
		7 m	771-9973/107-701	771-9973/117-701
		8 m	771-9973/107-801	771-9973/117-801
<b>Connecting cables, plug - free end</b>		Length Item no. black	Item no. black	
 		Coding P ●		
		PVC	halogen-free	
		1 m	771-9973/207-101	771-9973/217-101
		2 m	771-9973/207-201	771-9973/217-201
		3 m	771-9973/207-301	771-9973/217-301
		4 m	771-9973/207-401	771-9973/217-401
		5 m	771-9973/207-501	771-9973/217-501
		6 m	771-9973/207-601	771-9973/217-601
		7 m	771-9973/207-701	771-9973/217-701
		8 m	771-9973/207-801	771-9973/217-801
<b>Lengths</b>	<b>Pack.-unit</b>	<b>Accessories</b>		
1 m	50	<b>Locking levers, manually operated,</b>		
2, 3, 4 m	25	for "flying leads"		
5, 6 m	15	black	770-101 100 (4 x 25)	
7, 8 m	10	white	770-121 100 (4 x 25)	
Other lengths on request		<b>Locking levers, tool operated,</b>		
		for "flying leads"		
		black	770-111 100 (4 x 25)	
		white	770-131 100 (4 x 25)	
		<b>Lockout caps, for socket, separable, 12 poles</b>		
		black	770-201 100	
		white	770-221 100	
		<b>Coding pin, for plug</b>		
		gray	770-401 100	

<p>2 x 0.5 – 4 mm<sup>2</sup> ① 400 V/6 kV/3 25 A</p> <p> 9 mm / 0.35 in</p> <p>② Approvals</p>	<p>2 x AWG 20 - 12</p> <p>2 x 0.5 – 4 mm<sup>2</sup> ① 400 V/6 kV/3 25 A</p> <p> 9 mm / 0.35 in</p> <p>② Approvals</p>
--	---



Description	Color	Item no.	Pack-unit	Color	Item no.	Pack-unit
Connectors, 4 poles, with CAGE CLAMP®S connection	Sockets with strain relief housing, for 2 cables, diameter 9 - 13 mm / 0.35 - 0.51 in ③			Plugs with strain relief housing, for 2 cables, diameter 9 - 13 mm / 0.35 - 0.51 in ③		
	black	770-104	● 25	black	770-114	● 25
	white	770-124	○ 25	white	770-134	○ 25

### Accessories

 Locking levers, manually operated, for "flying leads"	black	770-101	100 (4 x 25)	black	770-101	100 (4 x 25)
	white	770-121	100 (4 x 25)	white	770-121	100 (4 x 25)
 Locking levers, tool operated, for "flying leads"	black	770-111	100 (4 x 25)	black	770-111	100 (4 x 25)
	white	770-131	100 (4 x 25)	white	770-131	100 (4 x 25)
 Lockout caps, for socket, separable, 12 poles	black	770-201	100			
	white	770-221	100			
 Coding pin, for plug				gray	770-401	100

Info	Dimensions (in mm)
------	--------------------

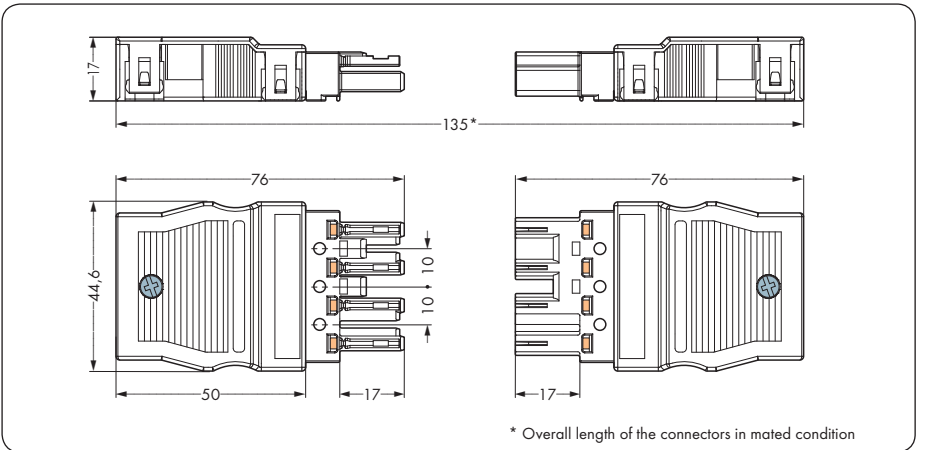
① Wire range: 0.5 - 4 mm<sup>2</sup> "s + f-st"  
0.5 - 2.5 mm<sup>2</sup> "stranded"

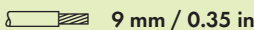

② Approval data can be found in the online catalog at [www.wagocatalog.com](http://www.wagocatalog.com)

③ More strain relief housings see page 46

● black Coding A (N ⊕ 2 1)  
○ white Coding A (N ⊕ 2 1)  
● gray Coding B (1 2 3 4)  
● green Coding Q (N PE1 PE2 L)

Please find some information on the different codings on pages 146 and 147



2 x 0.5 – 4 mm <sup>2</sup> ① 400 V/6 kV/3 25 A   ② Approvals	2 x AWG 20 - 12	2 x 0.5 – 4 mm <sup>2</sup> ① 400 V/6 kV/3 25 A   ② Approvals	2 x AWG 20 - 12
---	-----------------	---	-----------------



**NOTE:**

All products for fixed installations (snap-in versions, distribution connectors) are equipped with locking levers ex-factory, so that the plugs or sockets are always locked. Additional locking levers are only required for "flying leads" (plug/socket).

Color	Item no.	Pack.-unit	Color	Item no.	Pack.-unit
<b>Sockets without strain relief housing</b>			<b>Plugs without strain relief housing</b>		
black	770-204 ●	50	black	770-214 ●	50
white	770-224 ○	50	white	770-234 ○	50
gray	770-244 ●	50	gray	770-254 ●	50
For "Clean Earth" applications (up to 32 A)			For "Clean Earth" applications (up to 32 A)		
green	770-1324 ●	50	green	770-1334 ●	50
black	770-101	100 (4 x 25)	black	770-101	100 (4 x 25)
white	770-121	100 (4 x 25)	white	770-121	100 (4 x 25)
black	770-111	100 (4 x 25)	black	770-111	100 (4 x 25)
white	770-131	100 (4 x 25)	white	770-131	100 (4 x 25)
black	770-201	100			
white	770-221	100			
			gray	770-401	100



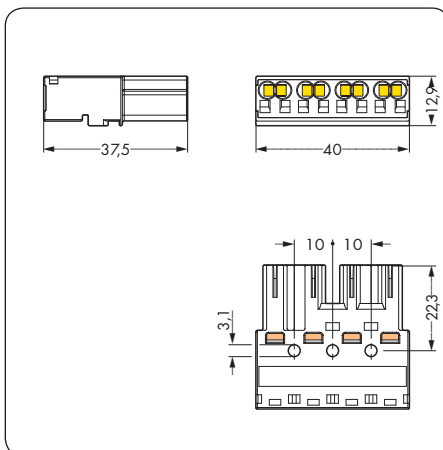
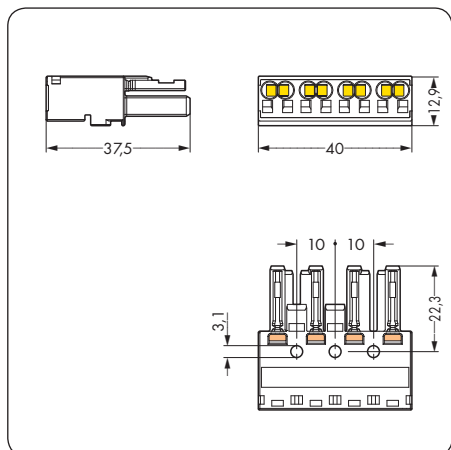
Snap on locking lever. Observe direction!  
(Example shows 3-pole plug)



Locking lever, manually operated:  
1.) Press on locking lever.  
2.) Pull apart the connectors.  
(Example shows 3-pole connector)



Locking lever, tool operated:  
1.) Unlatch locking lever.  
2.) Pull apart the connectors.  
(Example shows 3-pole connector)



## Strain Relief Housings, 4 Poles, for Different Cable Diameters

	<p>Snap-on type strain relief housing for</p> <ul style="list-style-type: none"> <li>- 4-pole sockets</li> <li>- 4-pole plugs</li> </ul> <p>① Approvals</p>	<p>Snap-on type strain relief housing for</p> <ul style="list-style-type: none"> <li>- 4-pole sockets</li> <li>- 4-pole plugs</li> </ul> <p>① Approvals</p>
--	---	---



Description	Color	Item no.	Pack.-unit	Color	Item no.	Pack.-unit
Strain relief housings	Strain relief housings, for 2 cables, diameter 5 - 9 mm / 0.19 - 0.35 in ②			Strain relief housings, for 2 cables, diameter 9 - 13 mm / 0.35 - 0.51 in ②		
	black	770-504/023-000	50	black	770-504	50
	white	770-514/023-000	50	white	770-514	50

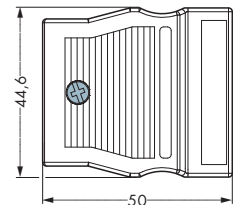
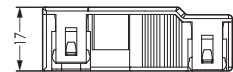
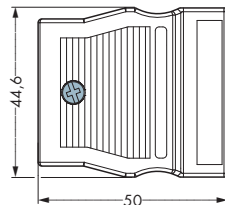
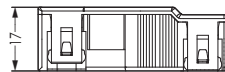
### Accessories

Description	Color	Item no.	Pack.-unit	Color	Item no.	Pack.-unit
Marker strips, self-adhesive, on DIN A 1 card, strip length 182 mm / 7.16 in						
	Height 6 mm / 0.23 in	210-333	100	Height 6 mm / 0.23 in	210-333	100
	Size of the marker field 38 x 6.5 mm / 1.49 x 0.25 in			Size of the marker field 38 x 6.5 mm / 1.49 x 0.25 in		


### Info

### Dimensions (in mm)

- ① Approval data can be found in the online catalog at [www.wagocatalog.com](http://www.wagocatalog.com)
- ② For H05VV and NYM cables  
Other cables on request











**WINSTA® - The perfect connection!**

2 x 0.5 – 4 mm<sup>2</sup> ① | 2 x AWG 20 - 12  
400 V/6 kV/3  
25 A

 9 mm / 0.35 in

② Approvals



Description	Color	Item no.	Pack-unit
Connectors, snap-in device connection, 4 poles, with CAGE CLAMP®S connection	Sockets		
	black	770-704 ●	100
	white	770-724 ○	100
	gray	770-744 ●	100
	For "Clean Earth" applications (up to 32 A)	green	770-2324 ●
<b>Accessories</b>			
Lockout caps, for cut-out			
	black	770-644	100
	white	770-694	100
Lockout caps, for socket, separable, 12 poles			
	black	770-201	100
	white	770-221	100
Coding pin, for plug			
			

Info	Dimensions (in mm)
------	--------------------

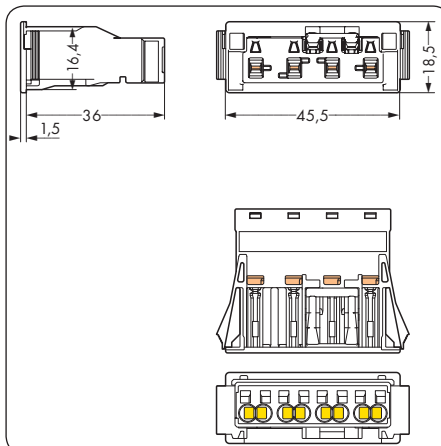
① Wire range: 0.5 - 4 mm<sup>2</sup> "s + f-st"  
0.5 - 2.5 mm<sup>2</sup> "stranded"



② Approval data can be found in the online catalog at [www.wagocatalog.com](http://www.wagocatalog.com)

③ Direct contact of the ground conductor on position PE1

● black Coding A (N ⊕ 2 1)  
○ white Coding A (N ⊕ 2 1)  
● gray Coding B (1 2 3 4)  
● green Coding Q (N PE1 PE2 L)

Please find some information on the different codings on pages 146 and 147



<p>2 x 0.5 – 4 mm<sup>2</sup> ①</p> <p>400 V/6 kV/3</p> <p>25 A</p>	<p>2 x AWG 20 - 12</p>	<p>2 x 0.5 – 4 mm<sup>2</sup> ①</p> <p>400 V/6 kV/3</p> <p>25 A</p>	<p>2 x AWG 20 - 12</p>
<p> 9 mm / 0.35 in</p> <p>② Approvals</p>		<p> 9 mm / 0.35 in</p> <p>② Approvals</p>	



**Direct contacting of the ground conductor**



Varnish-piercing direct contacting of the earth conductor. ③

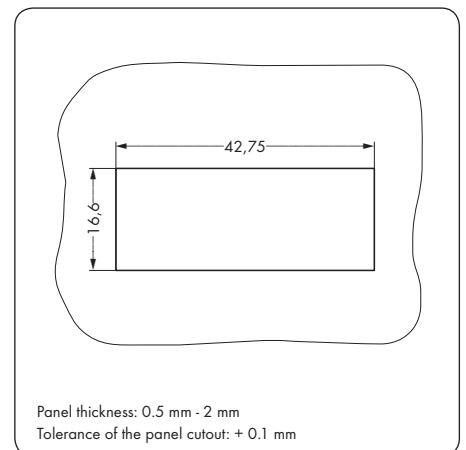
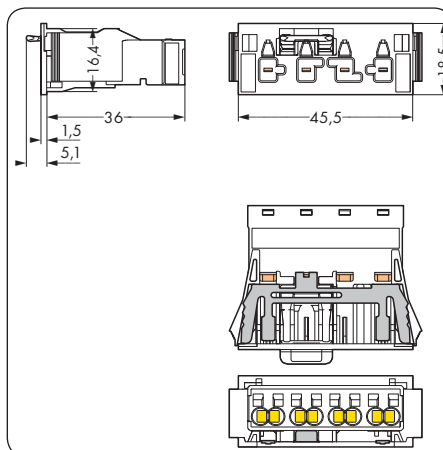
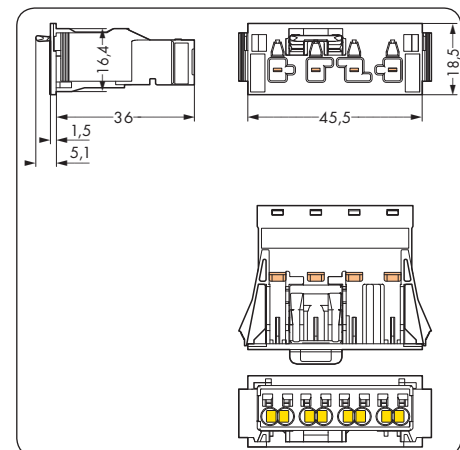
**Lockout cap**



Seal unused cutout with lockout cap.

Color	Item no.	Pack.-unit	Color	Item no.	Pack.-unit
<b>Plugs</b>			<b>Plugs, with direct contacting of the ground conductor</b>		
black	770-714 ●	100	black	770-714/007-000 ●	100
white	770-734 ○	100	white	770-734/007-000 ○	100
gray	770-754 ●	100			
For "Clean Earth" applications (up to 32 A)			For "Clean Earth" applications (up to 32 A)		
green	770-2334 ●	50	green	770-2334/007-000 ●	50 ③
black	770-644	100	black	770-644	100
white	770-694	100	white	770-694	100
gray	770-401	100	gray	770-401	100



**Cut-out dimensions**



	<p>400 V/6 kV/3 25 A ①</p> <p>② Approvals</p>	<p>400 V/6 kV/3 25 A ①</p> <p>② Approvals</p>
--	---	---



Description	Color	Item no.	Pack.-unit	Color	Item no.	Pack.-unit
PCB connectors, 2 solder pins per pole	Sockets, straight type			Plugs, straight type		
	black	770-804 ●	50	black	770-814 ●	50
	white	770-824 ○	50	white	770-834 ○	50
	gray	770-844 ●	50	gray	770-854 ●	50

Accessories						
Lockout caps, for socket,  separable, 12 poles	black	770-201	100			
	white	770-221	100			
Coding pin, for plug 				gray	770-401	100

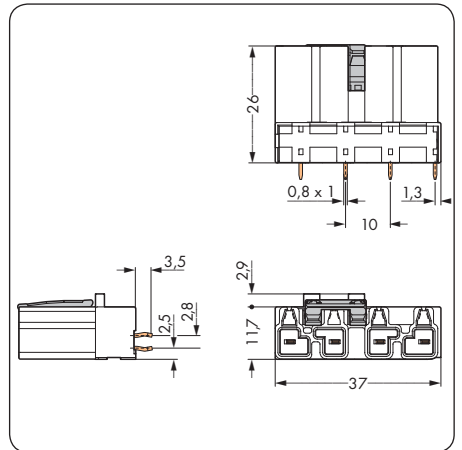
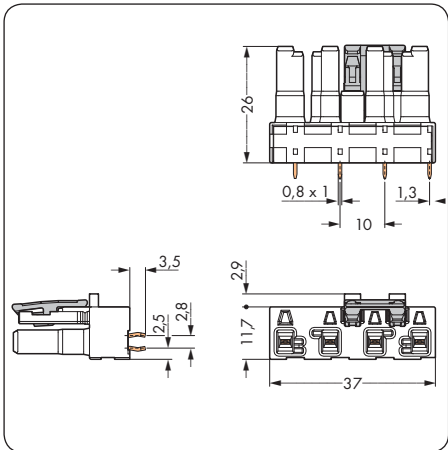
Info	Dimensions (in mm)
------	--------------------

① Current load see table on page 51

② Approval data can be found in the online catalog at [www.wagocatalog.com](http://www.wagocatalog.com)

● black Coding A (N ⊕ 2 1)  
○ white Coding A (N ⊕ 2 1)  
● gray Coding B (1 2 3 4)

Please find some information on the different codings on pages 146 and 147



<p>400 V/6 kV/3 25 A ①</p> <p>② Approvals</p>	<p>400 V/6 kV/3 25 A ①</p> <p>② Approvals</p>
---	---

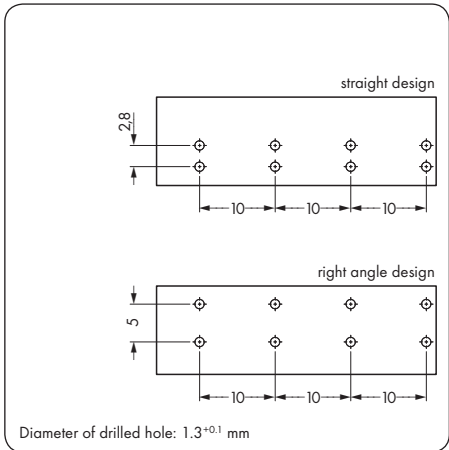
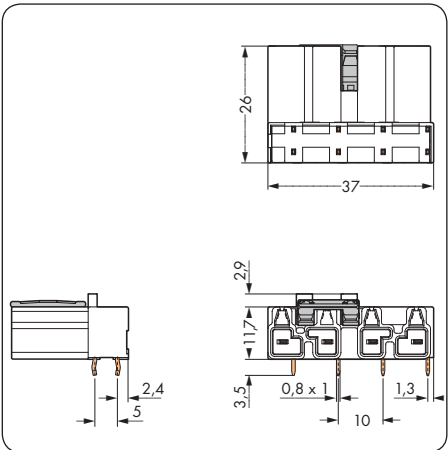
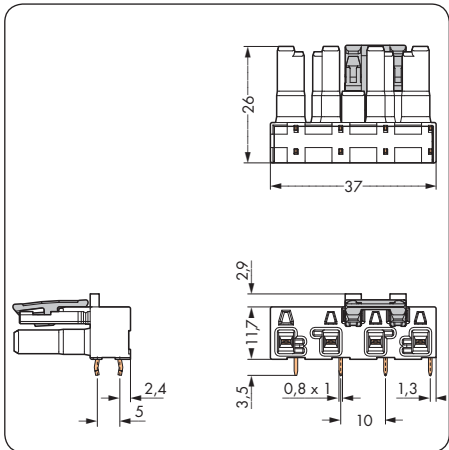


Color	Item no.	Pack.-unit	Color	Item no.	Pack.-unit
<b>Sockets, angled type</b>			<b>Plugs, angled type</b>		
black	770-804/011-000 ●	50	black	770-814/011-000 ●	50
white	770-824/011-000 ○	50	white	770-834/011-000 ○	50
gray	770-844/011-000 ●	50	gray	770-854/011-000 ●	50
black	770-201	100			
white	770-221	100			
			gray	770-401	100

① Depends on the PCB track dimensions

Nominal current	Thickness of PCB track	Width of PCB track	Conductor cross section
16 A	70 μm one side	7 mm / 0.27 in	△1.5 mm <sup>2</sup> / AWG 16
20 A	70 μm one side	7 mm / 0.27 in	△2.5 mm <sup>2</sup> / AWG 14
25 A	105 μm both sides	7 mm / 0.27 in	△4 mm <sup>2</sup> / AWG 12


Hole patterns



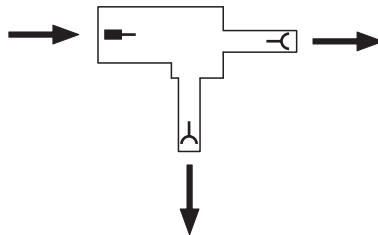
	<p>400 V/6 kV/3 25 A</p> <p>➊ Approvals</p>	
--	---	--



Description	Color	Item no.	Pack.-unit
Distribution connectors, pluggable	T-distribution connectors, 1 x plug / 2 x socket		
	black	770-626 ●	50
	white	770-676 ○	50
	for "flying leads", with 3rd locking lever		
	black	770-627 ●	50
	white	770-677 ○	50

Accessories			
 Lockout caps, for socket, separable, 12 poles	black	770-201	100
	white	770-221	100

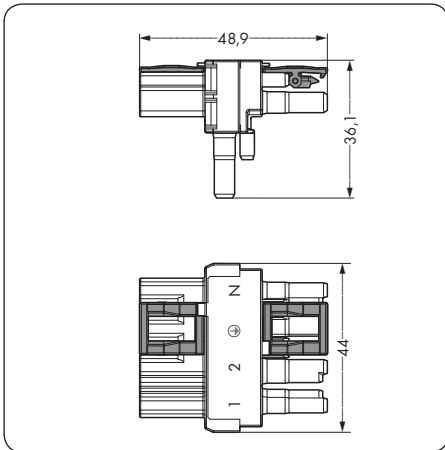
Info	Dimensions (in mm)
------	--------------------



➊ Approval data can be found in the online catalog at [www.wagocatalog.com](http://www.wagocatalog.com)


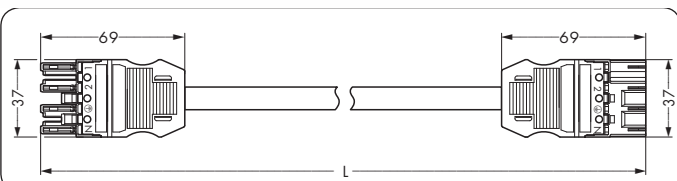

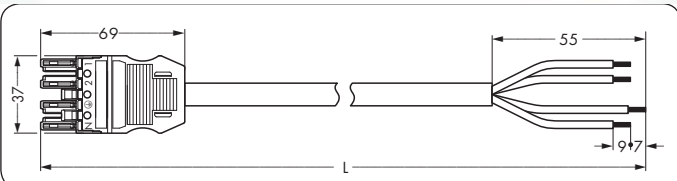


● black Coding A (N ⊕ 2 1)  
○ white Coding A (N ⊕ 2 1)

Please find some information on the different codings on pages 146 and 147







**WINSTA® - The perfect connection!**

		PVC H05VV-F 4G1.5 halogen-free H05Z1Z1-F 4G1.5  400 V/6 kV/3 16 A  Wire ends bonded 9 mm/0.35 in ① Approvals				
Interconnecting cables, socket - plug		Length	Item no. black	Item no. white	Item no. black	Item no. white
		Coding A	● ○		PVC halogen-free	
		1 m	771-9994/006-101	.../006-102	771-9994/016-101	.../016-102
		2 m	771-9994/006-201	.../006-202	771-9994/016-201	.../016-202
		3 m	771-9994/006-301	.../006-302	771-9994/016-301	.../016-302
		4 m	771-9994/006-401	.../006-402	771-9994/016-401	.../016-402
		5 m	771-9994/006-501	.../006-502	771-9994/016-501	.../016-502
		6 m	771-9994/006-601	.../006-602	771-9994/016-601	.../016-602
		7 m	771-9994/006-701	.../006-702	771-9994/016-701	.../016-702
		8 m	771-9994/006-801	.../006-802	771-9994/016-801	.../016-802
Connecting cables, socket - free end		Length	Item no. black	Item no. white	Item no. black	Item no. white
		Coding A	● ○		PVC halogen-free	
		1 m	771-9994/106-101	.../106-102	771-9994/116-101	.../116-102
		2 m	771-9994/106-201	.../106-202	771-9994/116-201	.../116-202
		3 m	771-9994/106-301	.../106-302	771-9994/116-301	.../116-302
		4 m	771-9994/106-401	.../106-402	771-9994/116-401	.../116-402
		5 m	771-9994/106-501	.../106-502	771-9994/116-501	.../116-502
		6 m	771-9994/106-601	.../106-602	771-9994/116-601	.../116-602
		7 m	771-9994/106-701	.../106-702	771-9994/116-701	.../116-702
		8 m	771-9994/106-801	.../106-802	771-9994/116-801	.../116-802
Connecting cables, plug - free end		Length	Item no. black	Item no. white	Item no. black	Item no. white
		Coding A	● ○		PVC halogen-free	
		1 m	771-9994/206-101	.../206-102	771-9994/216-101	.../216-102
		2 m	771-9994/206-201	.../206-202	771-9994/216-201	.../216-202
		3 m	771-9994/206-301	.../206-302	771-9994/216-301	.../216-302
		4 m	771-9994/206-401	.../206-402	771-9994/216-401	.../216-402
		5 m	771-9994/206-501	.../206-502	771-9994/216-501	.../216-502
		6 m	771-9994/206-601	.../206-602	771-9994/216-601	.../216-602
		7 m	771-9994/206-701	.../206-702	771-9994/216-701	.../216-702
		8 m	771-9994/206-801	.../206-802	771-9994/216-801	.../216-802
Info		① Approval data can be found in the online catalog at <a href="http://www.wagocatalog.com">www.wagocatalog.com</a> Marine approvals (GL, LR, NV) relate exclusively to cables approved for marine applications!  Other cables on request  ● black Coding A (N ⊕ 2 1) ○ white Coding A (N ⊕ 2 1)  Please find some information on the different codings on pages 146 and 147				
Accessories		Locking levers, manually operated, for "flying leads" black 770-101 100 (4 x 25) white 770-121 100 (4 x 25) Locking levers, tool operated, for "flying leads" black 770-111 100 (4 x 25) white 770-131 100 (4 x 25) Lockout caps, for socket, separable, 12 poles black 770-201 100 white 770-221 100 Coding pin, for plug gray 770-401 100				









WINSTA® - The perfect connection!

<p>2 x 0.5 – 4 mm<sup>2</sup> ① 400 V/6 kV/3 25 A</p> <p> 9 mm / 0.35 in</p> <p>② Approvals</p>	<p>2 x AWG 20 - 12</p> <p>2 x 0.5 – 4 mm<sup>2</sup> ① 400 V/6 kV/3 25 A</p> <p> 9 mm / 0.35 in</p> <p>② Approvals</p>
--	---



Description	Color	Item no.	Pack-unit	Color	Item no.	Pack-unit
Connectors, 5 poles, with CAGE CLAMP®S connection	Sockets with strain relief housing, for 2 cables, diameter 9 - 13 mm / 0.35 - 0.51 in ③			Plugs with strain relief housing, for 2 cables, diameter 9 - 13 mm / 0.35 - 0.51 in ③		
	black	770-105	● 25	black	770-115	● 25
	white	770-125	○ 25	white	770-135	○ 25

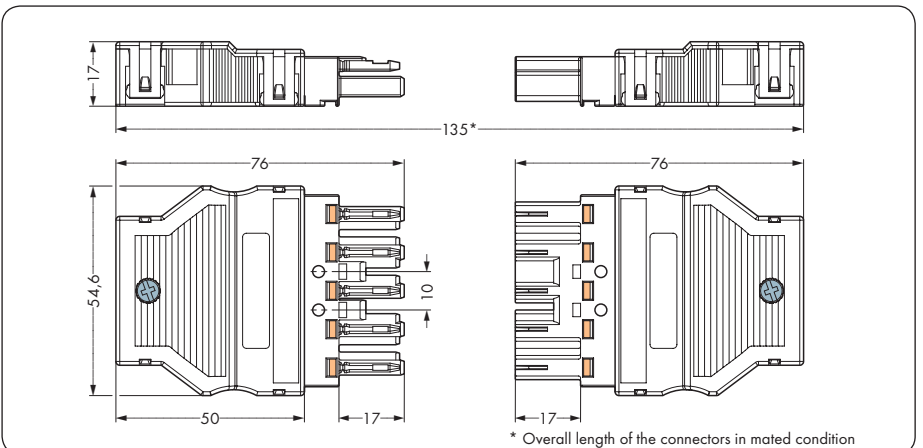
### Accessories



 Locking levers, manually operated, for "flying leads"	black	770-101	● 100 (4 x 25)	black	770-101	● 100 (4 x 25)
	white	770-121	○ 100 (4 x 25)	white	770-121	○ 100 (4 x 25)
 Locking levers, tool operated, for "flying leads"	black	770-111	● 100 (4 x 25)	black	770-111	● 100 (4 x 25)
	white	770-131	○ 100 (4 x 25)	white	770-131	○ 100 (4 x 25)
 Lockout caps, for socket, separable, 12 poles	black	770-201	100			
	white	770-221	100			
 Coding pin, for plug				gray	770-401	100

Info	Dimensions (in mm)
------	--------------------

- ① Wire range: 0.5 - 4 mm<sup>2</sup> "s + f-st"  
0.5 - 2.5 mm<sup>2</sup> "stranded"
  - ② Approval data can be found in the online catalog at [www.wagocatalog.com](http://www.wagocatalog.com)
  - ③ More strain relief housings see pages 60 and 61
- |         |          |                   |
|---------|----------|-------------------|
| ● black | Coding A | (N ⊕ L1 L2 L3)    |
| ○ white | Coding A | (N ⊕ L1 L2 L3)    |
| ● gray  | Coding B | (1 2 3 4 5)       |
| ● blue  | Coding I | (N ⊕ L DA- DA+)   |
| ● red   | Coding P | (N ⊕ L1 L2 L3)    |
| ● green | Coding Q | (N PE1 PE2 PE3 L) |

Please find some information on the different codings on pages 146 and 147



2 x 0.5 – 4 mm <sup>2</sup> ① 400 V/6 kV/3 25 A   9 mm / 0.35 in ② Approvals	2 x AWG 20 - 12	2 x 0.5 – 4 mm <sup>2</sup> ① 400 V/6 kV/3 25 A   9 mm / 0.35 in ② Approvals	2 x AWG 20 - 12
--	-----------------	--	-----------------



**NOTE:**

All products for fixed installations (snap-in versions, distribution connectors) are equipped with locking levers ex-factory, so that the plugs or sockets are always locked. Additional locking levers are only required for "flying leads" (plug/socket).

Color	Item no.	Pack.-unit	Color	Item no.	Pack.-unit
<b>Sockets without strain relief housing</b>			<b>Plugs without strain relief housing</b>		
black	770-205 ●	50	black	770-215 ●	50
white	770-225 ○	50	white	770-235 ○	50
gray	770-245 ●	50	gray	770-255 ●	50
blue	770-1105 ●	50	blue	770-1115 ●	50
red	770-1305 ●	50	red	770-1315 ●	50
For "Clean Earth" applications (up to 32 A)			For "Clean Earth" applications (up to 32 A)		
green	770-1325 ●	50	green	770-1335 ●	50
black	770-101	100 (4 x 25)	black	770-101	100 (4 x 25)
white	770-121	100 (4 x 25)	white	770-121	100 (4 x 25)
black	770-111	100 (4 x 25)	black	770-111	100 (4 x 25)
white	770-131	100 (4 x 25)	white	770-131	100 (4 x 25)
black	770-201	100			
white	770-221	100			
			gray	770-401	100



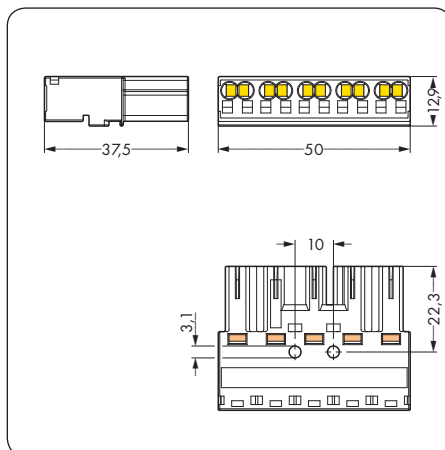
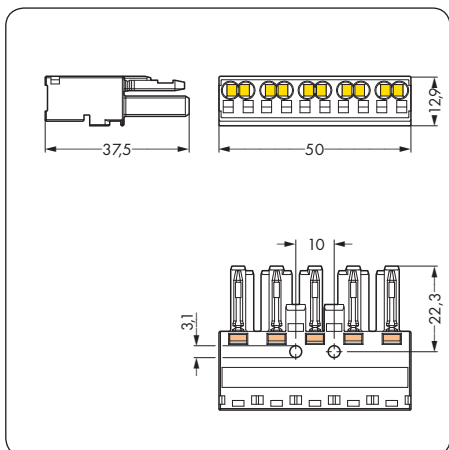
Snap on locking lever. Observe direction!  
(Example shows 3-pole plug)



Locking lever, manually operated:  
1.) Press on locking lever.  
2.) Pull apart the connectors.  
(Example shows 3-pole connector)







Locking lever, tool operated:  
1.) Unlatch locking lever.  
2.) Pull apart the connectors.  
(Example shows 3-pole connector)



<p>0.5 – 4 mm<sup>2</sup> ❶ 400 V/6 kV/3 25 A</p> <p>9 mm / 0.35 in</p> <p>❷ Approvals</p>	<p>AWG 20 - 12</p>	<p>0.5 – 4 mm<sup>2</sup> ❶ 400 V/6 kV/3 25 A</p> <p>9 mm / 0.35 in</p> <p>❷ Approvals</p>	<p>AWG 20 - 12</p>
--	--------------------	--	--------------------



Description	Color	Item no.	Pack-unit	Color	Item no.	Pack-unit
<b>Connectors, 5 poles, 1-conductor connection, with CAGE CLAMP®S connection</b>	<b>Sockets with strain relief housing, for cable diameter 9 - 13 mm / 0.35 - 0.51 in ❸</b>			<b>Plugs with strain relief housing, for cable diameter 9 - 13 mm / 0.35 - 0.51 in ❸</b>		
A generously dimensioned funneled conductor entry hole makes wire connection easier, especially with solid conductors (e.g. NYM)	black	<b>770-305</b> ●	25	black	<b>770-315</b> ●	25
	white	<b>770-325</b> ○	25	white	<b>770-335</b> ○	25

Accessories						
<b>Locking levers, manually operated, for "flying leads"</b>						
	black	<b>770-101</b> ●	100 (4 x 25)	black	<b>770-101</b> ●	100 (4 x 25)
	white	<b>770-121</b> ○	100 (4 x 25)	white	<b>770-121</b> ○	100 (4 x 25)
<b>Locking levers, tool operated, for "flying leads"</b>						
	black	<b>770-111</b> ●	100 (4 x 25)	black	<b>770-111</b> ●	100 (4 x 25)
	white	<b>770-131</b> ○	100 (4 x 25)	white	<b>770-131</b> ○	100 (4 x 25)
<b>Lockout caps, for socket, separable, 12 poles</b>						
	black	<b>770-201</b>	100			
	white	<b>770-221</b>	100			
<b>Coding pin, for plug</b>						
				gray	<b>770-401</b>	100

Info	Dimensions (in mm)
------	--------------------

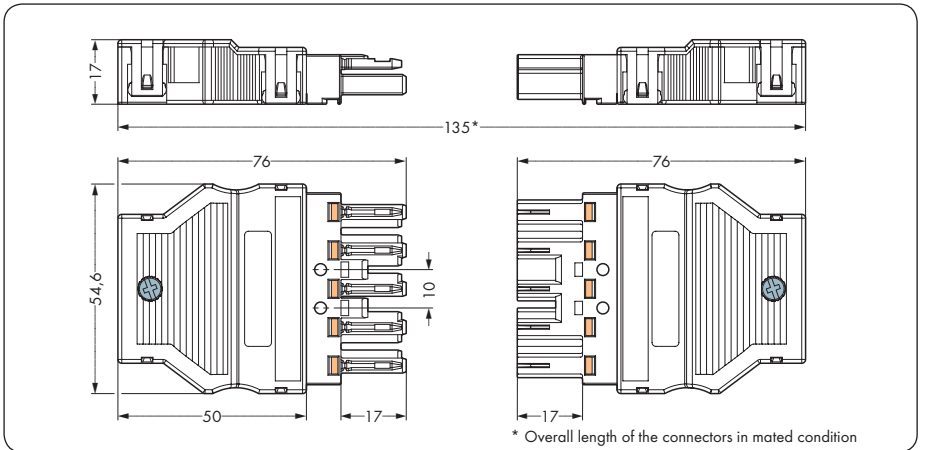
❶ Wire range: 0.5 - 4 mm<sup>2</sup> "s + f-st"  
0.5 - 2.5 mm<sup>2</sup> "stranded"

❷ Approval data can be found in the online catalog at [www.wagocatalog.com](http://www.wagocatalog.com)

❸ More strain relief housings see pages 60 and 61

● black Coding A (N ⊕ L1 L2 L3)  
○ white Coding A (N ⊕ L1 L2 L3)

Please find some information on the different codings on pages 146 and 147



0.5 – 4 mm <sup>2</sup> ① 400 V/6 kV/3 25 A	AWG 20 - 12	0.5 – 4 mm <sup>2</sup> ① 400 V/6 kV/3 25 A	AWG 20 - 12
9 mm / 0.35 in		9 mm / 0.35 in	
② Approvals		② Approvals	



**NOTE:**

All products for fixed installations (snap-in versions, distribution connectors) are equipped with locking levers ex-factory, so that the plugs or sockets are always locked. Additional locking levers are only required for "flying leads" (plug/socket).

Color	Item no.	Pack.-unit	Color	Item no.	Pack.-unit
<b>Sockets without strain relief housing</b>			<b>Plugs without strain relief housing</b>		
black	770-405 ●	50	black	770-415 ●	50
white	770-425 ○	50	white	770-435 ○	50
black	770-101	100 (4 x 25)	black	770-101	100 (4 x 25)
white	770-121	100 (4 x 25)	white	770-121	100 (4 x 25)
black	770-111	100 (4 x 25)	black	770-111	100 (4 x 25)
white	770-131	100 (4 x 25)	white	770-131	100 (4 x 25)
black	770-201	100			
white	770-221	100			
			gray	770-401	100



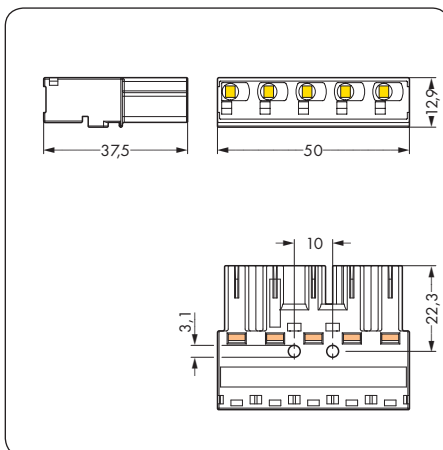
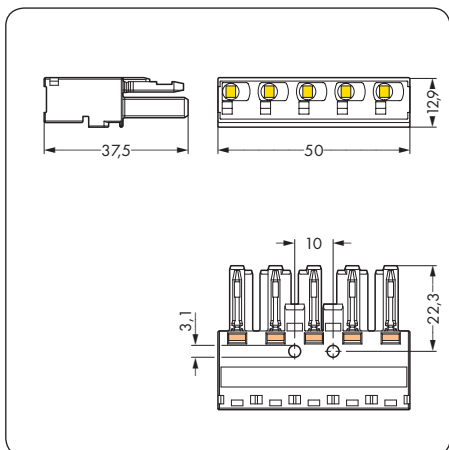
Snap on locking lever. Observe direction!  
(Example shows 3-pole plug)



Locking lever, manually operated:  
1.) Press on locking lever.  
2.) Pull apart the connectors.  
(Example shows 3-pole connector)



Locking lever, tool operated:  
1.) Unlatch locking lever.  
2.) Pull apart the connectors.  
(Example shows 3-pole connector)



## Strain Relief Housings, 5 Poles, for Different Cable Diameters

	<b>Snap-on type strain relief housing for</b> - 5-pole sockets - 5-pole plugs  <b>1 Approvals</b>	<b>Snap-on type strain relief housing for</b> - 5-pole sockets - 5-pole plugs  <b>1 Approvals</b>
--	---	---



Description	Color	Item no.	Pack.-unit	Color	Item no.	Pack.-unit
<b>Strain relief housings, 5 poles</b>		<b>Strain relief housings, for 2 cables, diameter 5 - 9 mm / 0.19 - 0.35 in 2</b>			<b>Strain relief housings, for 2 cables, diameter 9 - 13 mm / 0.35 - 0.51 in 2</b>	
	black	770-505/023-000	25	black	770-505	25
	white	770-515/023-000	25	white	770-515	25

### Accessories

<b>Marker strips, self-adhesive,</b> on DIN A 1 card, strip length 182 mm / 7.16 in	Height 6 mm / 0.23 in Size of the marker field 48 x 6.5 mm / 1.89 x 0.25 in	<b>210-333</b> 100	Height 6 mm / 0.23 in Size of the marker field 48 x 6.5 mm / 1.89 x 0.25 in	<b>210-333</b> 100
---	--	--------------------	--	--------------------

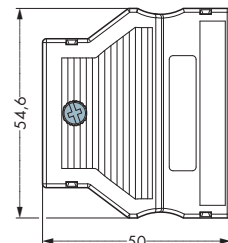
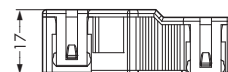
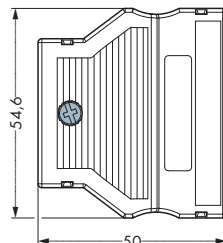
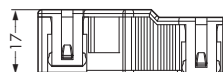
### Info

### Dimensions (in mm)

**1** Approval data can be found in the online catalog at [www.wagocatalog.com](http://www.wagocatalog.com)


**2** For H05VV and NYM cables

Other cables on request








## Snap-In Sockets and Plugs, 5 Poles

	<b>2 x 0.5 – 4 mm<sup>2</sup> ①</b> 400 V/6 kV/3 25 A	<b>2 x AWG 20 - 12</b>	
	 9 mm / 0.35 in		
	② Approvals		

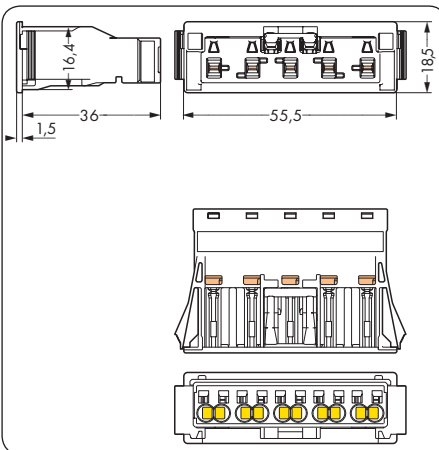


Description	Color	Item no.	Pack.-unit
<b>Connectors, snap-in device connection, 5 poles, with CAGE CLAMP®S connection</b>	<b>Sockets</b>		
	black	<b>770-705</b> ●	100
	white	<b>770-725</b> ○	100
	gray	<b>770-745</b> ●	100
	blue	<b>770-2105</b> ●	100
	red	<b>770-2305</b> ●	100
	For "Clean Earth" applications (up to 32 A)		
	green	<b>770-2325</b> ●	50



Accessories			
<b>Lockout caps, for cut-out</b>			
	black	<b>770-645</b>	100
	white	<b>770-695</b>	100
<b>Lockout caps, for socket,</b>			
 separable, 12 poles	black	<b>770-201</b>	100
	white	<b>770-221</b>	100
<b>Coding pin, for plug</b>			
			

Info	Dimensions (in mm)
------	--------------------

- ① Wire range: 0.5 - 4 mm<sup>2</sup> "s + f-st"  
0.5 - 2.5 mm<sup>2</sup> "stranded"
  - ② Approval data can be found in the online catalog at [www.wagocatalog.com](http://www.wagocatalog.com)
  - ③ Direct contact of the ground conductor on position PE1
- |         |          |                   |
|---------|----------|-------------------|
| ● black | Coding A | (N ⊕ L1 L2 L3)    |
| ○ white | Coding A | (N ⊕ L1 L2 L3)    |
| ● gray  | Coding B | (1 2 3 4 5)       |
| ● blue  | Coding I | (N ⊕ L DA- DA+)   |
| ● red   | Coding P | (N ⊕ L1 L2 L3)    |
| ● green | Coding Q | (N PE1 PE2 PE3 L) |
- Please find some information on the different codings on pages 146 and 147





2 x 0.5 – 4 mm <sup>2</sup> ① 400 V/6 kV/3 25 A   9 mm / 0.35 in ② Approvals	2 x AWG 20 - 12	2 x 0.5 – 4 mm <sup>2</sup> ① 400 V/6 kV/3 25 A   9 mm / 0.35 in ② Approvals	2 x AWG 20 - 12
--	-----------------	--	-----------------



Color	Item no.	Pack.-unit	Color	Item no.	Pack.-unit
<b>Plugs</b>			<b>Plugs, with direct contacting of the ground conductor</b>		
black	770-715	● 100	black	770-715/007-000	● 100
white	770-735	○ 100	white	770-735/007-000	○ 100
gray	770-755	● 100			
blue	770-2115	● 100	blue	770-2115/007-000	● 100
red	770-2315	● 100			
For "Clean Earth" applications (up to 32 A)			For "Clean Earth" applications (up to 32 A)		
green	770-2335	● 50	green	770-2335/007-000	● 50 ③
black	770-645	100	black	770-645	100
white	770-695	100	white	770-695	100
gray	770-401	100	gray	770-401	100

**Direct contact of the earth conductor**



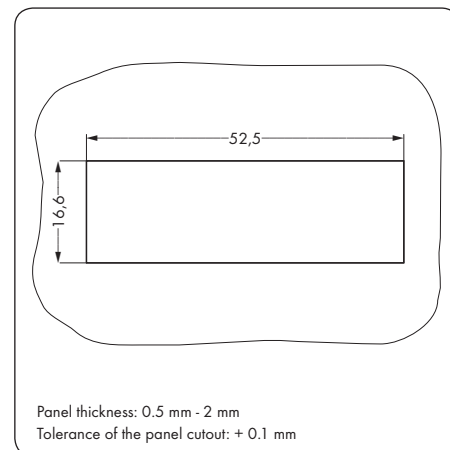
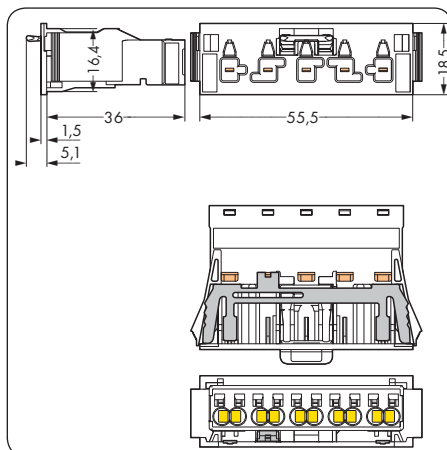
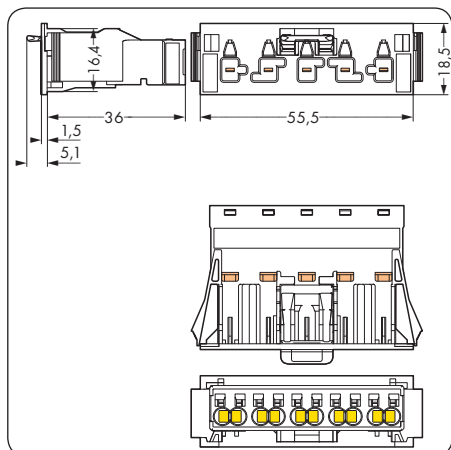
Varnish-piercing direct contacting of the earth conductor. ③

**Lockout cap**



Seal unused cutout with lockout cap.

**Cut-out dimensions**



	<p>400 V/6 kV/3 25 A ①</p> <p>② Approvals</p>	<p>400 V/6 kV/3 25 A ①</p> <p>② Approvals</p>
--	---	---



Description	Color	Item no.	Pack.-unit	Color	Item no.	Pack.-unit
PCB connectors, 5 poles 2 solder pins per pole	Sockets, straight type			Plugs, straight type		
	black	770-805 ●	50	black	770-815 ●	50
	white	770-825 ○	50	white	770-835 ○	50
	gray	770-845 ●	50	gray	770-855 ●	50
	blue	770-3105 ●	50	blue	770-3115 ●	50

Accessories						
Lockout caps, for socket, separable, 12 poles	black	770-201	100			
	white	770-221	100			
Coding pin, for plug				gray	770-401	100

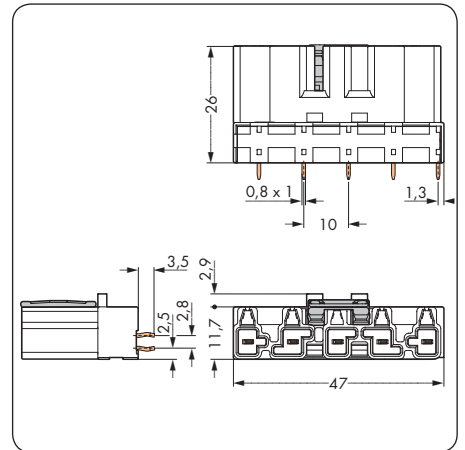
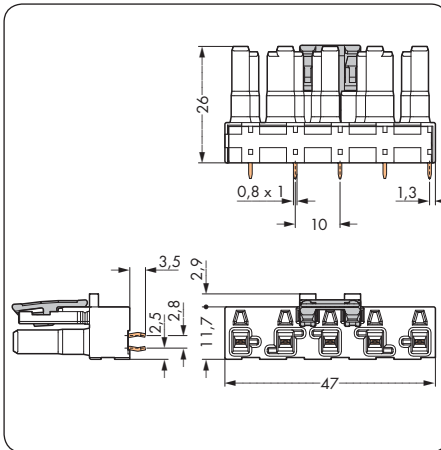
Info	Dimensions (in mm)
------	--------------------

① Current load see table on page 65

② Approval data can be found in the online catalog at [www.wagocatalog.com](http://www.wagocatalog.com)

● black Coding A (N ⊕ L1 L2 L3)  
○ white Coding A (N ⊕ L1 L2 L3)  
● gray Coding B (1 2 3 4 5)  
● blue Coding I (N ⊕ L DA- DA+)

Please find some information on the different codings on pages 146 and 147







	<p>400 V/6 kV/3 25 A</p> <p>① Approvals</p>	<p>250 V/4 kV/3 400 V/6 kV/3 25 A</p> <p>① Approvals</p>
--	---	--



Description	Color	Item no.	Pack-unit	Color	Item no.	Pack-unit
Intermediate couplers, 5 poles	Intermediate couplers, 1 x plug / 1 x socket			Intermediate couplers, 5 to 3 poles ②		
Intermediate couplers, 5 to 3 poles						
T-distribution connectors, 5 poles	black	770-605 ●	100	L1 – L	770-901 ●	100
Distribution connectors, 5 poles	white	770-655 ○	100	L1 – L	770-951 ○	100
	blue	770-619 ●	100			
				L2 – L	770-902 ●	100
				L2 – L	770-952 ○	100
				L3 – L	770-903 ●	100
				L3 – L	770-953 ○	100

Accessories						
<p>Mounting plates, for distribution connectors</p>  <p>Fixing pin, for mounting plates, 6.1 x 2.5 - 4 mm / 0.24 x 0.098 - 0.157 in</p>						
<p>Lockout caps, for socket,</p>  <p>separable, 12 poles</p>	black	770-201	100	black	770-201	100
	white	770-221	100	white	770-221	100

Info	Dimensions (in mm)
------	--------------------

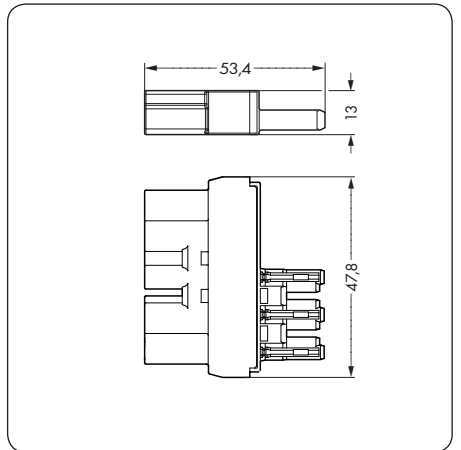
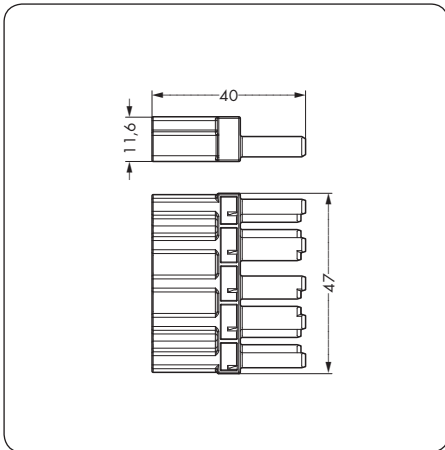


① Approval data can be found in the online catalog at [www.wagocatalog.com](http://www.wagocatalog.com)

② One locking lever for each intermediate coupler included in the delivery

● black Coding A (N ⊕ L1 L2 L3)  
○ white Coding A (N ⊕ L1 L2 L3)  
● blue Coding I (N ⊕ L DA- DA+)

Please find some information on the different codings on pages 146 and 147

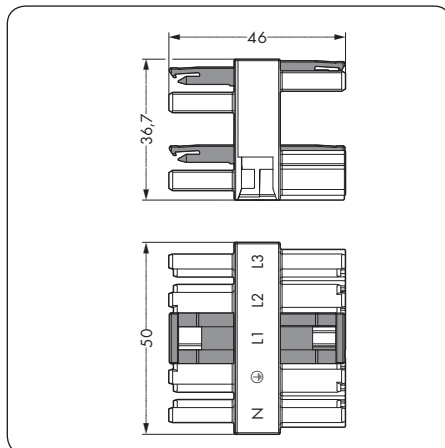
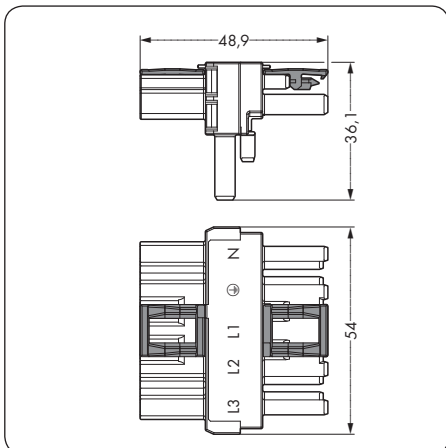
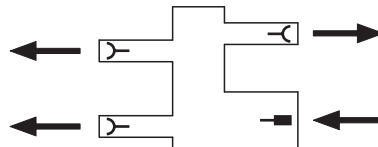
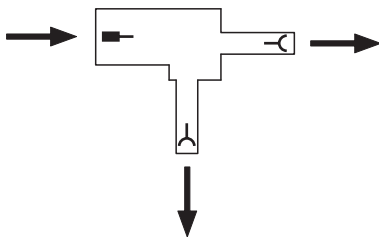


# Distribution Connectors, 5 Poles

400 V/6 kV/3 25 A	400 V/6 kV/3 25 A
① Approvals	① Approvals



Color	Item no.	Pack.-unit	Color	Item no.	Pack.-unit
<b>T-distribution connectors, 1 x plug / 2 x socket</b>			<b>Distribution connectors, 3-way, 5 poles, 1 x plug / 3 x socket</b>		
black	770-621	● 50	black	770-609	● 25
white	770-671	○ 50	white	770-659	○ 25
blue	770-617	● 50			
for "flying leads", with 3rd locking lever					
black	770-622	● 50			
white	770-672	○ 50			
blue	770-620	● 50			
			black	770-625	25
			white	770-675	25
			black	770-601	250
black	770-201	100	black	770-201	100
white	770-221	100	white	770-221	100



## Three-Phase to Single-Phase Distribution Connectors with Phase Selection, 5 Poles




250 V/4 kV/3  
400 V/6 kV/3  
25 A

① Approvals

Due to the diverse jumper positions, the user can choose from many different tapping options. The 3 fixed tap-offs (L1/L2/L3) as well as the freely selectable 4th tap-off provide for high flexibility before, during and after the installation.



Description	Color	Item no.	Pack.-unit
Three-phase to single-phase distribution connectors, 5 poles	Three-phase to single-phase distribution connectors ②		
	black	770-640 ●	10
	white	770-690 ○	10
	red	770-940 ●	10

Accessories			
 Mounting plates, for distribution connectors	black	770-625	25
	white	770-675	25
 Fixing pin, for mounting plates, 6.1 x 2.5 - 4 mm / 0.24 x 0.098 - 0.157 in	black	770-601	250
 Lockout caps, for socket, separable, 12 poles	black	770-201	100
	white	770-221	100

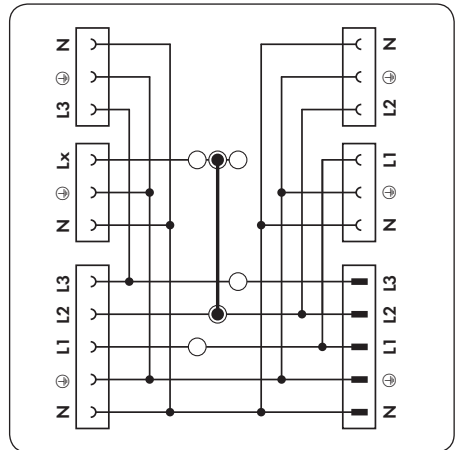
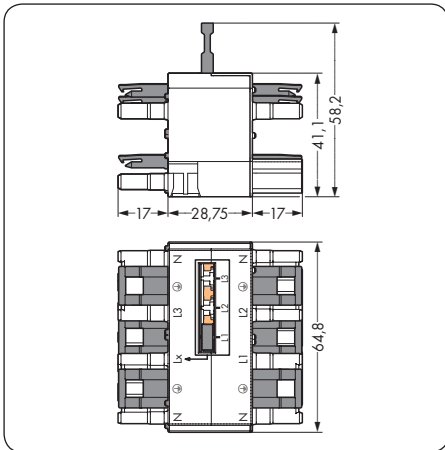
Info	Dimensions and internal circuit
------	---------------------------------


① Approval data can be found in the online catalog at [www.wagocatalog.com](http://www.wagocatalog.com)

② Jumper position on delivery L2

● black Coding A (N ⊕ L1 L2 L3)  
○ white Coding A (N ⊕ L1 L2 L3)  
● red Coding P (N ⊕ L1 L2 L3)

Please find some information on the different codings on pages 146 and 147






Use



Movable jumper.

2



Jumper pushed down, flush with the housing (position L1).



An additional h-distribution connector doubles L1. This results in the following connection options:  
 L1/L1/L2/L2/L3 with jumper in position L2  
 L1/L1/L2/L3/L3 with jumper in position L3



Additional h-distribution connectors double L1 and L3. This results in the following connection option:  
 L1/L1/L2/L2/L3/L3 with jumper in position L2  
 NOTICE: h-distribution connectors can only be plugged on L1 and L3!



<b>0.5 – 4 mm<sup>2</sup> ❶</b> 250 V/4 kV/3 400 V/6 kV/3 25 A 9 mm / 0.35 in ❷ Approvals	AWG 20 - 12
--	-------------



Lift jumper out of delivery position (L2) using a screwdriver and move it into the desired position.



Push down jumper in its new position (picture shows L3).



The 5-pole energy circuit can be extended using pluggable cable assemblies.



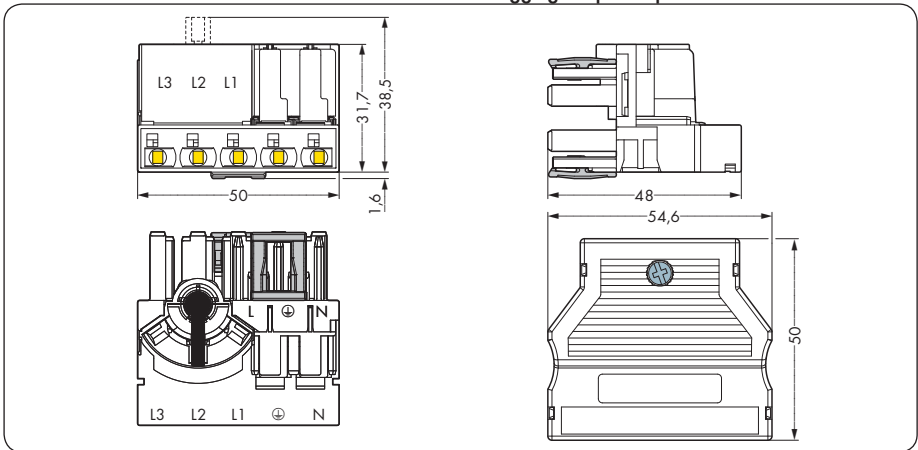
Plugging a 3-pole tap-off cable.

Description	Color	Item no.	Pack-unit
<b>Distribution connectors with phase selection, with CAGE CLAMP®S connection,</b>	<b>Distribution connectors with phase selection, with strain relief housing</b>		
Tap-off: Socket, 3 poles, N ⊕ L	Cable diameter 9 - 13 mm / 0.35 - 0.51 in ❸		
Through contact: Socket, 5 poles, N ⊕ L1 L2 L3	black	770-611 ●	10
	white	770-661 ○	10


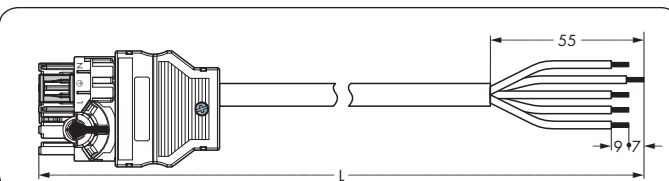

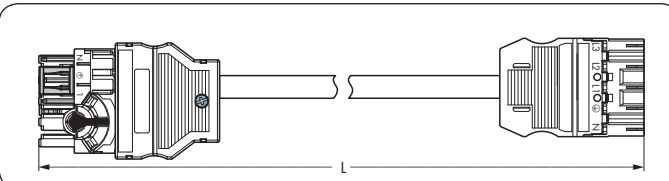
Accessories			
<b>Mounting plates</b> , for distribution connectors	black	770-625	25
	white	770-675	25
<b>Fixing pin</b> , for mounting plates, 6.1 x 2.5 - 4 mm / 0.24 x 0.098 - 0.157 in	black	770-601	250
<b>Lockout caps</b> , for socket, separable, 12 poles	black	770-201	100
	white	770-221	100

Info	Dimensions (in mm)
------	--------------------

- ❶ Wire range: 0.5 - 4 mm<sup>2</sup> "s + f-st"  
0.5 - 2.5 mm<sup>2</sup> "stranded"
  - ❷ Approval data can be found in the online catalog at [www.wagocatalog.com](http://www.wagocatalog.com)
  - ❸ Marine approvals (GL, LR, NV) relate exclusively to cables approved for marine applications!
  - ❹ More strain relief housings see page 60
- black Coding A (N ⊕ L1 L2 L3)  
○ white Coding A (N ⊕ L1 L2 L3)
- Please find some information on the different codings on pages 146 and 147


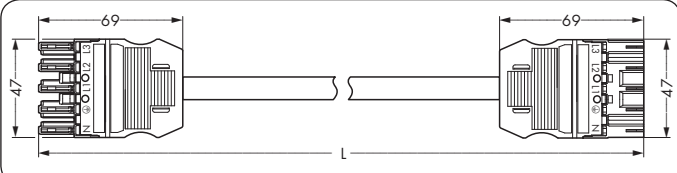




		PVC H05VV-F 5G2.5 halogen-free H05Z1Z1-F 5G2.5 250 V/4 kV/3 20 A 400 V/6 kV/3 20 A Wire ends bonded 9 mm/0.35 in ② ③ Approvals			
<b>Distribution connectors with phase selection - free end</b> 		Length Item no. black	Item no. white	Item no. black	Item no. white
		PVC halogen-free			
		1 m	771-8965/107-101 .../107-102	771-8965/117-101 .../117-102	771-8965/117-201 .../117-202
		2 m	771-8965/107-201 .../107-202	771-8965/117-201 .../117-202	771-8965/117-201 .../117-202
					
<b>Distribution connectors with phase selection - plug</b> 		Length Item no. black	Item no. white	Item no. black	Item no. white
		PVC halogen-free			
		1 m	771-8965/007-101 .../007-102	771-8965/017-101 .../017-102	771-8965/017-201 .../017-202
		2 m	771-8965/007-201 .../007-202	771-8965/017-201 .../017-202	771-8965/017-201 .../017-202
					
<b>Lengths</b>		<b>Pack.-unit</b>		<b>Accessories</b>	
1 m		10		Locking levers, manually operated, for "flying leads"	
2 m		10		black <b>770-101</b> 100 (4 x 25) white <b>770-121</b> 100 (4 x 25)	
Other lengths on request				Locking levers, tool operated, for "flying leads"	
				black <b>770-111</b> 100 (4 x 25) white <b>770-131</b> 100 (4 x 25)	
				Lockout caps, for socket, separable, 12 poles	
				black <b>770-201</b> 100 white <b>770-221</b> 100	
				Coding pin, for plug	
				gray <b>770-401</b> 100	


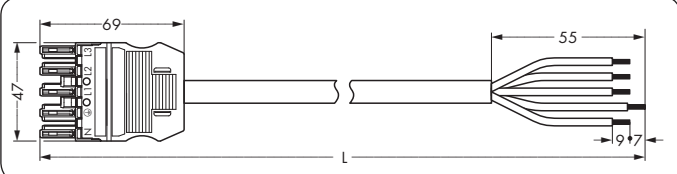
	<p>PVC H05VV-F 5G1.5 halogen-free H05Z1Z1-F 5G1.5</p> <p>400 V/6 kV/3 16 A</p> <p>Wire ends bonded 9 mm/0.35 in</p> <p>① Approvals</p>
--	--

**Interconnecting cables, socket - plug**


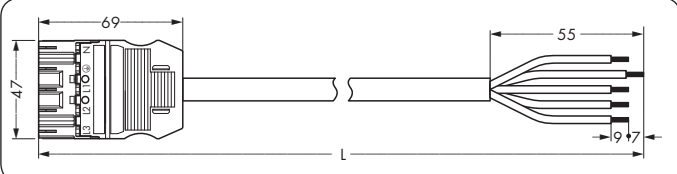
Length	Item no. black	Item no. white	Item no. black	Item no. white
<b>Coding A</b> ● ○				
PVC		halogen-free		
1 m	771-9995/006-101	.../006-102	771-9995/016-101	.../016-102
2 m	771-9995/006-201	.../006-202	771-9995/016-201	.../016-202
3 m	771-9995/006-301	.../006-302	771-9995/016-301	.../016-302
4 m	771-9995/006-401	.../006-402	771-9995/016-401	.../016-402
5 m	771-9995/006-501	.../006-502	771-9995/016-501	.../016-502
6 m	771-9995/006-601	.../006-602	771-9995/016-601	.../016-602
7 m	771-9995/006-701	.../006-702	771-9995/016-701	.../016-702
8 m	771-9995/006-801	.../006-802	771-9995/016-801	.../016-802

**Connecting cables, socket - free end**

Length	Item no. black	Item no. white	Item no. black	Item no. white
<b>Coding A</b> ● ○				
PVC		halogen-free		
1 m	771-9995/106-101	.../106-102	771-9995/116-101	.../116-102
2 m	771-9995/106-201	.../106-202	771-9995/116-201	.../116-202
3 m	771-9995/106-301	.../106-302	771-9995/116-301	.../116-302
4 m	771-9995/106-401	.../106-402	771-9995/116-401	.../116-402
5 m	771-9995/106-501	.../106-502	771-9995/116-501	.../116-502
6 m	771-9995/106-601	.../106-602	771-9995/116-601	.../116-602
7 m	771-9995/106-701	.../106-702	771-9995/116-701	.../116-702
8 m	771-9995/106-801	.../106-802	771-9995/116-801	.../116-802

**Connecting cables, plug - free end**

Length	Item no. black	Item no. white	Item no. black	Item no. white
<b>Coding A</b> ● ○				
PVC		halogen-free		
1 m	771-9995/206-101	.../206-102	771-9995/216-101	.../216-102
2 m	771-9995/206-201	.../206-202	771-9995/216-201	.../216-202
3 m	771-9995/206-301	.../206-302	771-9995/216-301	.../216-302
4 m	771-9995/206-401	.../206-402	771-9995/216-401	.../216-402
5 m	771-9995/206-501	.../206-502	771-9995/216-501	.../216-502
6 m	771-9995/206-601	.../206-602	771-9995/216-601	.../216-602
7 m	771-9995/206-701	.../206-702	771-9995/216-701	.../216-702
8 m	771-9995/206-801	.../206-802	771-9995/216-801	.../216-802

**Info**





① Approval data can be found in the online catalog at [www.wagocatalog.com](http://www.wagocatalog.com)  
Marine approvals (GL, LR, NV) relate exclusively to cables approved for marine applications!


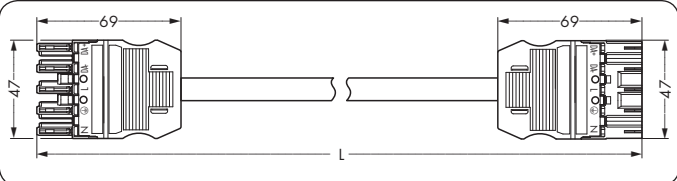

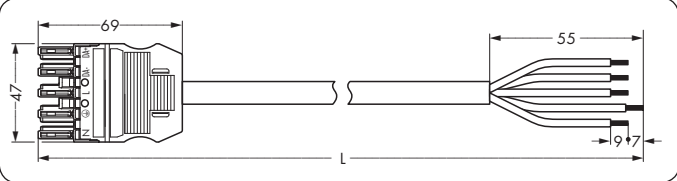

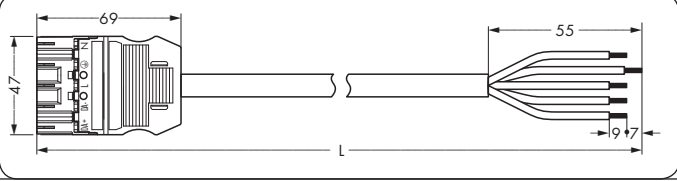
Other cables on request


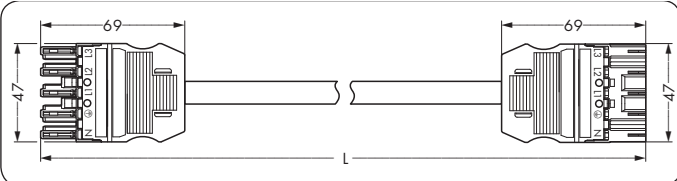

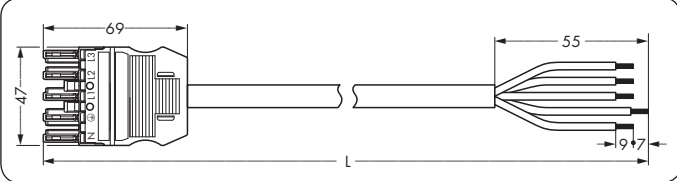

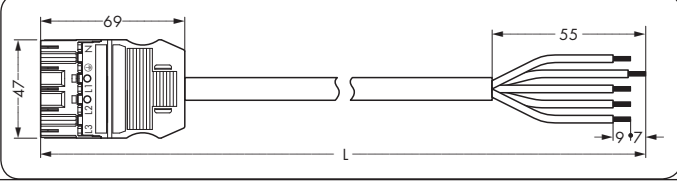
● black	Coding A	(N ⊕ L1 L2 L3)
○ white	Coding A	(N ⊕ L1 L2 L3)
● blue	Coding I	(N ⊕ L DA- DA+)


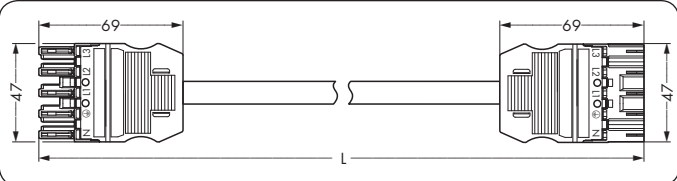

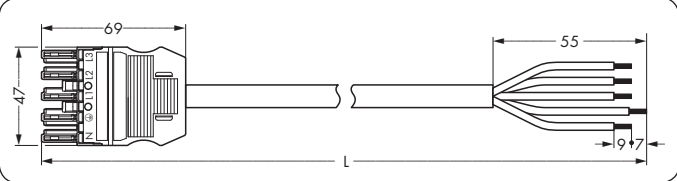

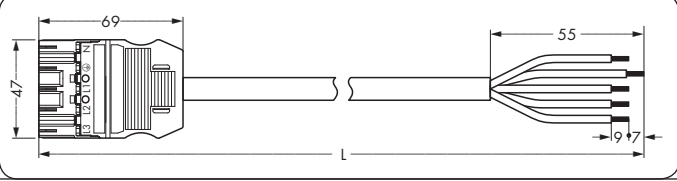
Please find some information on the different codings on pages 146 and 147


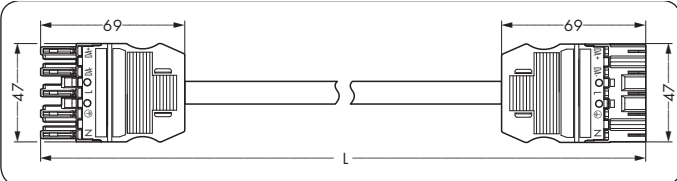

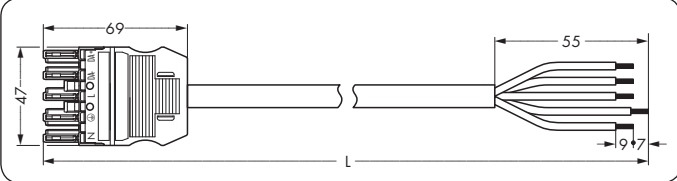

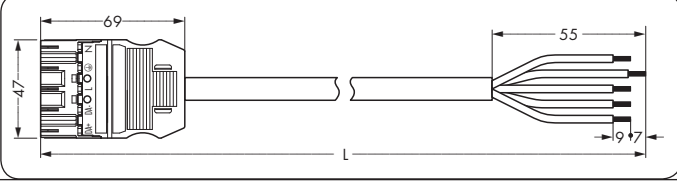
**Accessories**


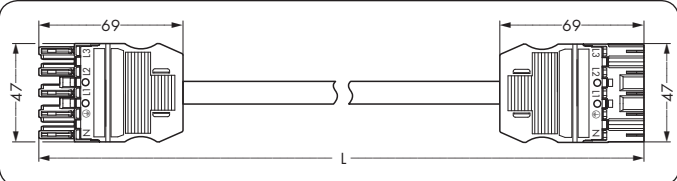

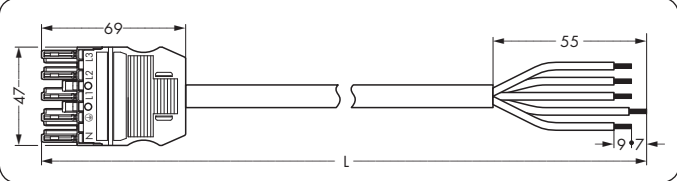

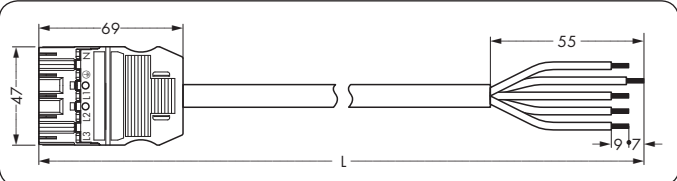
<b>Locking levers, manually operated,</b>			
for "flying leads"			
	black	770-101	100 (4 x 25)
	white	770-121	100 (4 x 25)
<b>Locking levers, tool operated,</b>			
for "flying leads"			
	black	770-111	100 (4 x 25)
	white	770-131	100 (4 x 25)
<b>Lockout caps, for socket, separable, 12 poles</b>			
	black	770-201	100
	white	770-221	100
<b>Coding pin, for plug</b>			
	gray	770-401	100

		PVC	H05VV-F 5G1.5	
		halogen-free	H05Z1Z1-F 5G1.5	
		400 V/6 kV/3 16 A		
		Wire ends bonded 9 mm/0.35 in		
		① Approvals		
<b>Interconnecting cables, socket - plug</b>		<b>Length</b>	<b>Item no. black</b>	<b>Item no. black</b>
		<b>Coding I,</b>	e.g., for dimming function (DALI)	
		PVC	halogen-free	
		1 m	771-9985/006-101	771-9985/016-101
		2 m	771-9985/006-201	771-9985/016-201
		3 m	771-9985/006-301	771-9985/016-301
		4 m	771-9985/006-401	771-9985/016-401
		5 m	771-9985/006-501	771-9985/016-501
		6 m	771-9985/006-601	771-9985/016-601
		7 m	771-9985/006-701	771-9985/016-701
		8 m	771-9985/006-801	771-9985/016-801
<b>Connecting cables, socket - free end</b>		<b>Length</b>	<b>Item no. black</b>	<b>Item no. black</b>
		<b>Coding I,</b>	e.g., for dimming function (DALI)	
		PVC	halogen-free	
		1 m	771-9985/106-101	771-9985/116-101
		2 m	771-9985/106-201	771-9985/116-201
		3 m	771-9985/106-301	771-9985/116-301
		4 m	771-9985/106-401	771-9985/116-401
		5 m	771-9985/106-501	771-9985/116-501
		6 m	771-9985/106-601	771-9985/116-601
		7 m	771-9985/106-701	771-9985/116-701
		8 m	771-9985/106-801	771-9985/116-801
<b>Connecting cables, plug - free end</b>		<b>Length</b>	<b>Item no. black</b>	<b>Item no. black</b>
		<b>Coding I,</b>	e.g., for dimming function (DALI)	
		PVC	halogen-free	
		1 m	771-9985/206-101	771-9985/216-101
		2 m	771-9985/206-201	771-9985/216-201
		3 m	771-9985/206-301	771-9985/216-301
		4 m	771-9985/206-401	771-9985/216-401
		5 m	771-9985/206-501	771-9985/216-501
		6 m	771-9985/206-601	771-9985/216-601
		7 m	771-9985/206-701	771-9985/216-701
		8 m	771-9985/206-801	771-9985/216-801
<b>Lengths</b>	<b>Pack.-unit</b>	<b>Accessories</b>		
1 m	50	<b>Locking levers, manually operated,</b>		
2, 3, 4 m	25	for "flying leads"		
5, 6 m	15	black	770-101	100 (4 x 25)
7, 8 m	10	white	770-121	100 (4 x 25)
Other lengths on request		<b>Locking levers, tool operated,</b>		
		for "flying leads"		
		black	770-111	100 (4 x 25)
		white	770-131	100 (4 x 25)
		<b>Lockout caps, for socket, separable, 12 poles</b>		
		black	770-201	100
		white	770-221	100
		<b>Coding pin, for plug</b>		
		gray	770-401	100

		<p>PVC H05VV-F 5G1.5 halogen-free H05Z1Z1-F 5G1.5</p> <p>400 V/6 kV/3 16 A</p> <p>Wire ends bonded 9 mm/0.35 in</p> <p>① Approvals</p>																																	
Interconnecting cables, socket - plug		<table border="1"> <thead> <tr> <th>Length</th> <th>Item no. black</th> <th>Item no. black</th> </tr> </thead> <tbody> <tr> <td colspan="3">Coding P ●</td> </tr> <tr> <td colspan="2">PVC</td> <td>halogen-free</td> </tr> <tr> <td>1 m</td> <td>771-9975/006-101</td> <td>771-9975/016-101</td> </tr> <tr> <td>2 m</td> <td>771-9975/006-201</td> <td>771-9975/016-201</td> </tr> <tr> <td>3 m</td> <td>771-9975/006-301</td> <td>771-9975/016-301</td> </tr> <tr> <td>4 m</td> <td>771-9975/006-401</td> <td>771-9975/016-401</td> </tr> <tr> <td>5 m</td> <td>771-9975/006-501</td> <td>771-9975/016-501</td> </tr> <tr> <td>6 m</td> <td>771-9975/006-601</td> <td>771-9975/016-601</td> </tr> <tr> <td>7 m</td> <td>771-9975/006-701</td> <td>771-9975/016-701</td> </tr> <tr> <td>8 m</td> <td>771-9975/006-801</td> <td>771-9975/016-801</td> </tr> </tbody> </table>	Length	Item no. black	Item no. black	Coding P ●			PVC		halogen-free	1 m	771-9975/006-101	771-9975/016-101	2 m	771-9975/006-201	771-9975/016-201	3 m	771-9975/006-301	771-9975/016-301	4 m	771-9975/006-401	771-9975/016-401	5 m	771-9975/006-501	771-9975/016-501	6 m	771-9975/006-601	771-9975/016-601	7 m	771-9975/006-701	771-9975/016-701	8 m	771-9975/006-801	771-9975/016-801
Length	Item no. black	Item no. black																																	
Coding P ●																																			
PVC		halogen-free																																	
1 m	771-9975/006-101	771-9975/016-101																																	
2 m	771-9975/006-201	771-9975/016-201																																	
3 m	771-9975/006-301	771-9975/016-301																																	
4 m	771-9975/006-401	771-9975/016-401																																	
5 m	771-9975/006-501	771-9975/016-501																																	
6 m	771-9975/006-601	771-9975/016-601																																	
7 m	771-9975/006-701	771-9975/016-701																																	
8 m	771-9975/006-801	771-9975/016-801																																	
 																																			
Connecting cables, socket - free end		<table border="1"> <thead> <tr> <th>Length</th> <th>Item no. black</th> <th>Item no. black</th> </tr> </thead> <tbody> <tr> <td colspan="3">Coding P ●</td> </tr> <tr> <td colspan="2">PVC</td> <td>halogen-free</td> </tr> <tr> <td>1 m</td> <td>771-9975/106-101</td> <td>771-9975/116-101</td> </tr> <tr> <td>2 m</td> <td>771-9975/106-201</td> <td>771-9975/116-201</td> </tr> <tr> <td>3 m</td> <td>771-9975/106-301</td> <td>771-9975/116-301</td> </tr> <tr> <td>4 m</td> <td>771-9975/106-401</td> <td>771-9975/116-401</td> </tr> <tr> <td>5 m</td> <td>771-9975/106-501</td> <td>771-9975/116-501</td> </tr> <tr> <td>6 m</td> <td>771-9975/106-601</td> <td>771-9975/116-601</td> </tr> <tr> <td>7 m</td> <td>771-9975/106-701</td> <td>771-9975/116-701</td> </tr> <tr> <td>8 m</td> <td>771-9975/106-801</td> <td>771-9975/116-801</td> </tr> </tbody> </table>	Length	Item no. black	Item no. black	Coding P ●			PVC		halogen-free	1 m	771-9975/106-101	771-9975/116-101	2 m	771-9975/106-201	771-9975/116-201	3 m	771-9975/106-301	771-9975/116-301	4 m	771-9975/106-401	771-9975/116-401	5 m	771-9975/106-501	771-9975/116-501	6 m	771-9975/106-601	771-9975/116-601	7 m	771-9975/106-701	771-9975/116-701	8 m	771-9975/106-801	771-9975/116-801
Length	Item no. black	Item no. black																																	
Coding P ●																																			
PVC		halogen-free																																	
1 m	771-9975/106-101	771-9975/116-101																																	
2 m	771-9975/106-201	771-9975/116-201																																	
3 m	771-9975/106-301	771-9975/116-301																																	
4 m	771-9975/106-401	771-9975/116-401																																	
5 m	771-9975/106-501	771-9975/116-501																																	
6 m	771-9975/106-601	771-9975/116-601																																	
7 m	771-9975/106-701	771-9975/116-701																																	
8 m	771-9975/106-801	771-9975/116-801																																	
 																																			
Connecting cables, plug - free end		<table border="1"> <thead> <tr> <th>Length</th> <th>Item no. black</th> <th>Item no. black</th> </tr> </thead> <tbody> <tr> <td colspan="3">Coding P ●</td> </tr> <tr> <td colspan="2">PVC</td> <td>halogen-free</td> </tr> <tr> <td>1 m</td> <td>771-9975/206-101</td> <td>771-9975/216-101</td> </tr> <tr> <td>2 m</td> <td>771-9975/206-201</td> <td>771-9975/216-201</td> </tr> <tr> <td>3 m</td> <td>771-9975/206-301</td> <td>771-9975/216-301</td> </tr> <tr> <td>4 m</td> <td>771-9975/206-401</td> <td>771-9975/216-401</td> </tr> <tr> <td>5 m</td> <td>771-9975/206-501</td> <td>771-9975/216-501</td> </tr> <tr> <td>6 m</td> <td>771-9975/206-601</td> <td>771-9975/216-601</td> </tr> <tr> <td>7 m</td> <td>771-9975/206-701</td> <td>771-9975/216-701</td> </tr> <tr> <td>8 m</td> <td>771-9975/206-801</td> <td>771-9975/216-801</td> </tr> </tbody> </table>	Length	Item no. black	Item no. black	Coding P ●			PVC		halogen-free	1 m	771-9975/206-101	771-9975/216-101	2 m	771-9975/206-201	771-9975/216-201	3 m	771-9975/206-301	771-9975/216-301	4 m	771-9975/206-401	771-9975/216-401	5 m	771-9975/206-501	771-9975/216-501	6 m	771-9975/206-601	771-9975/216-601	7 m	771-9975/206-701	771-9975/216-701	8 m	771-9975/206-801	771-9975/216-801
Length	Item no. black	Item no. black																																	
Coding P ●																																			
PVC		halogen-free																																	
1 m	771-9975/206-101	771-9975/216-101																																	
2 m	771-9975/206-201	771-9975/216-201																																	
3 m	771-9975/206-301	771-9975/216-301																																	
4 m	771-9975/206-401	771-9975/216-401																																	
5 m	771-9975/206-501	771-9975/216-501																																	
6 m	771-9975/206-601	771-9975/216-601																																	
7 m	771-9975/206-701	771-9975/216-701																																	
8 m	771-9975/206-801	771-9975/216-801																																	
 																																			
<p><b>Info</b></p> <p>① Approval data can be found in the online catalog at <a href="http://www.wagocatalog.com">www.wagocatalog.com</a></p> <p>Other cables on request</p> <p>● black Coding A (N ⊕ L1 L2 L3) ○ white Coding A (N ⊕ L1 L2 L3) ● red Coding P (N ⊕ L1 L2 L3)</p> <p>Please find some information on the different codings on pages 146 and 147</p>		<p><b>Accessories</b></p> <p>Locking levers, manually operated, for "flying leads"</p> <table border="1"> <tr> <td>black</td> <td>770-101</td> <td>100 (4 x 25)</td> </tr> <tr> <td>white</td> <td>770-121</td> <td>100 (4 x 25)</td> </tr> </table> <p>Locking levers, tool operated, for "flying leads"</p> <table border="1"> <tr> <td>black</td> <td>770-111</td> <td>100 (4 x 25)</td> </tr> <tr> <td>white</td> <td>770-131</td> <td>100 (4 x 25)</td> </tr> </table> <p>Lockout caps, for socket, separable, 12 poles</p> <table border="1"> <tr> <td>black</td> <td>770-201</td> <td>100</td> </tr> <tr> <td>white</td> <td>770-221</td> <td>100</td> </tr> </table> <p>Coding pin, for plug</p> <table border="1"> <tr> <td>gray</td> <td>770-401</td> <td>100</td> </tr> </table>	black	770-101	100 (4 x 25)	white	770-121	100 (4 x 25)	black	770-111	100 (4 x 25)	white	770-131	100 (4 x 25)	black	770-201	100	white	770-221	100	gray	770-401	100												
black	770-101	100 (4 x 25)																																	
white	770-121	100 (4 x 25)																																	
black	770-111	100 (4 x 25)																																	
white	770-131	100 (4 x 25)																																	
black	770-201	100																																	
white	770-221	100																																	
gray	770-401	100																																	

		PVC	H05VV-F 5G2.5			
		halogen-free	H05Z1Z1-F 5G2.5			
		400 V/6 kV/3 20 A				
		Wire ends bonded 9 mm/0.35 in				
		① Approvals				
<b>Interconnecting cables, socket - plug</b>		Length	Item no. black	Item no. white	Item no. black	Item no. white
		Coding A ● ○		PVC halogen-free		
		1 m	771-9995/007-101	.../007-102	771-9995/017-101	.../017-102
		2 m	771-9995/007-201	.../007-202	771-9995/017-201	.../017-202
		3 m	771-9995/007-301	.../007-302	771-9995/017-301	.../017-302
		4 m	771-9995/007-401	.../007-402	771-9995/017-401	.../017-402
		5 m	771-9995/007-501	.../007-502	771-9995/017-501	.../017-502
		6 m	771-9995/007-601	.../007-602	771-9995/017-601	.../017-602
		7 m	771-9995/007-701	.../007-702	771-9995/017-701	.../017-702
		8 m	771-9995/007-801	.../007-802	771-9995/017-801	.../017-802
<b>Connecting cables, socket - free end</b>		Length	Item no. black	Item no. white	Item no. black	Item no. white
		Coding A ● ○		PVC halogen-free		
		1 m	771-9995/107-101	.../107-102	771-9995/117-101	.../117-102
		2 m	771-9995/107-201	.../107-202	771-9995/117-201	.../117-202
		3 m	771-9995/107-301	.../107-302	771-9995/117-301	.../117-302
		4 m	771-9995/107-401	.../107-402	771-9995/117-401	.../117-402
		5 m	771-9995/107-501	.../107-502	771-9995/117-501	.../117-502
		6 m	771-9995/107-601	.../107-602	771-9995/117-601	.../117-602
		7 m	771-9995/107-701	.../107-702	771-9995/117-701	.../117-702
		8 m	771-9995/107-801	.../107-802	771-9995/117-801	.../117-802
<b>Connecting cables, plug - free end</b>		Length	Item no. black	Item no. white	Item no. black	Item no. white
		Coding A ● ○		PVC halogen-free		
		1 m	771-9995/207-101	.../207-102	771-9995/217-101	.../217-102
		2 m	771-9995/207-201	.../207-202	771-9995/217-201	.../217-202
		3 m	771-9995/207-301	.../207-302	771-9995/217-301	.../217-302
		4 m	771-9995/207-401	.../207-402	771-9995/217-401	.../217-402
		5 m	771-9995/207-501	.../207-502	771-9995/217-501	.../217-502
		6 m	771-9995/207-601	.../207-602	771-9995/217-601	.../217-602
		7 m	771-9995/207-701	.../207-702	771-9995/217-701	.../217-702
		8 m	771-9995/207-801	.../207-802	771-9995/217-801	.../217-802
<b>Lengths</b>	<b>Pack.-unit</b>	<b>Accessories</b>				
1 m	50	<b>Locking levers, manually operated,</b>				
2, 3, 4 m	25	for "flying leads"				
5, 6 m	15	black <b>770-101</b> 100 (4 x 25)				
7, 8 m	10	white <b>770-121</b> 100 (4 x 25)				
Other lengths on request		<b>Locking levers, tool operated,</b>				
		for "flying leads"				
		black <b>770-111</b> 100 (4 x 25)				
		white <b>770-131</b> 100 (4 x 25)				
		<b>Lockout caps, for socket, separable, 12 poles</b>				
		black <b>770-201</b> 100				
		white <b>770-221</b> 100				
		<b>Coding pin, for plug</b>				
		gray <b>770-401</b> 100				

		<p>PVC H05VV-F 5G2.5 halogen-free H05Z1Z1-F 5G2.5</p> <p>400 V/6 kV/3 20 A</p> <p>Wire ends bonded 9 mm/0.35 in</p> <p>🔌 Approvals</p>																					
Interconnecting cables, socket - plug		<p>Length Item no. black Item no. black</p> <p>Coding I, ● e.g., for dimming function (DALI)</p> <table border="1"> <tr> <td>PVC</td> <td>halogen-free</td> </tr> <tr> <td>1 m</td> <td>771-9985/007-101 771-9985/017-101</td> </tr> <tr> <td>2 m</td> <td>771-9985/007-201 771-9985/017-201</td> </tr> <tr> <td>3 m</td> <td>771-9985/007-301 771-9985/017-301</td> </tr> <tr> <td>4 m</td> <td>771-9985/007-401 771-9985/017-401</td> </tr> <tr> <td>5 m</td> <td>771-9985/007-501 771-9985/017-501</td> </tr> <tr> <td>6 m</td> <td>771-9985/007-601 771-9985/017-601</td> </tr> <tr> <td>7 m</td> <td>771-9985/007-701 771-9985/017-701</td> </tr> <tr> <td>8 m</td> <td>771-9985/007-801 771-9985/017-801</td> </tr> </table>	PVC	halogen-free	1 m	771-9985/007-101 771-9985/017-101	2 m	771-9985/007-201 771-9985/017-201	3 m	771-9985/007-301 771-9985/017-301	4 m	771-9985/007-401 771-9985/017-401	5 m	771-9985/007-501 771-9985/017-501	6 m	771-9985/007-601 771-9985/017-601	7 m	771-9985/007-701 771-9985/017-701	8 m	771-9985/007-801 771-9985/017-801			
PVC	halogen-free																						
1 m	771-9985/007-101 771-9985/017-101																						
2 m	771-9985/007-201 771-9985/017-201																						
3 m	771-9985/007-301 771-9985/017-301																						
4 m	771-9985/007-401 771-9985/017-401																						
5 m	771-9985/007-501 771-9985/017-501																						
6 m	771-9985/007-601 771-9985/017-601																						
7 m	771-9985/007-701 771-9985/017-701																						
8 m	771-9985/007-801 771-9985/017-801																						
 																							
Connecting cables, socket - free end		<p>Length Item no. black Item no. black</p> <p>Coding I, ● e.g., for dimming function (DALI)</p> <table border="1"> <tr> <td>PVC</td> <td>halogen-free</td> </tr> <tr> <td>1 m</td> <td>771-9985/107-101 771-9985/117-101</td> </tr> <tr> <td>2 m</td> <td>771-9985/107-201 771-9985/117-201</td> </tr> <tr> <td>3 m</td> <td>771-9985/107-301 771-9985/117-301</td> </tr> <tr> <td>4 m</td> <td>771-9985/107-401 771-9985/117-401</td> </tr> <tr> <td>5 m</td> <td>771-9985/107-501 771-9985/117-501</td> </tr> <tr> <td>6 m</td> <td>771-9985/107-601 771-9985/117-601</td> </tr> <tr> <td>7 m</td> <td>771-9985/107-701 771-9985/117-701</td> </tr> <tr> <td>8 m</td> <td>771-9985/107-801 771-9985/117-801</td> </tr> </table>	PVC	halogen-free	1 m	771-9985/107-101 771-9985/117-101	2 m	771-9985/107-201 771-9985/117-201	3 m	771-9985/107-301 771-9985/117-301	4 m	771-9985/107-401 771-9985/117-401	5 m	771-9985/107-501 771-9985/117-501	6 m	771-9985/107-601 771-9985/117-601	7 m	771-9985/107-701 771-9985/117-701	8 m	771-9985/107-801 771-9985/117-801			
PVC	halogen-free																						
1 m	771-9985/107-101 771-9985/117-101																						
2 m	771-9985/107-201 771-9985/117-201																						
3 m	771-9985/107-301 771-9985/117-301																						
4 m	771-9985/107-401 771-9985/117-401																						
5 m	771-9985/107-501 771-9985/117-501																						
6 m	771-9985/107-601 771-9985/117-601																						
7 m	771-9985/107-701 771-9985/117-701																						
8 m	771-9985/107-801 771-9985/117-801																						
 																							
Connecting cables, plug - free end		<p>Length Item no. black Item no. black</p> <p>Coding I, ● e.g., for dimming function (DALI)</p> <table border="1"> <tr> <td>PVC</td> <td>halogen-free</td> </tr> <tr> <td>1 m</td> <td>771-9985/207-101 771-9985/217-101</td> </tr> <tr> <td>2 m</td> <td>771-9985/207-201 771-9985/217-201</td> </tr> <tr> <td>3 m</td> <td>771-9985/207-301 771-9985/217-301</td> </tr> <tr> <td>4 m</td> <td>771-9985/207-401 771-9985/217-401</td> </tr> <tr> <td>5 m</td> <td>771-9985/207-501 771-9985/217-501</td> </tr> <tr> <td>6 m</td> <td>771-9985/207-601 771-9985/217-601</td> </tr> <tr> <td>7 m</td> <td>771-9985/207-701 771-9985/217-701</td> </tr> <tr> <td>8 m</td> <td>771-9985/207-801 771-9985/217-801</td> </tr> </table>	PVC	halogen-free	1 m	771-9985/207-101 771-9985/217-101	2 m	771-9985/207-201 771-9985/217-201	3 m	771-9985/207-301 771-9985/217-301	4 m	771-9985/207-401 771-9985/217-401	5 m	771-9985/207-501 771-9985/217-501	6 m	771-9985/207-601 771-9985/217-601	7 m	771-9985/207-701 771-9985/217-701	8 m	771-9985/207-801 771-9985/217-801			
PVC	halogen-free																						
1 m	771-9985/207-101 771-9985/217-101																						
2 m	771-9985/207-201 771-9985/217-201																						
3 m	771-9985/207-301 771-9985/217-301																						
4 m	771-9985/207-401 771-9985/217-401																						
5 m	771-9985/207-501 771-9985/217-501																						
6 m	771-9985/207-601 771-9985/217-601																						
7 m	771-9985/207-701 771-9985/217-701																						
8 m	771-9985/207-801 771-9985/217-801																						
 																							
<p><b>Info</b></p> <p>🔌 Approval data can be found in the online catalog at <a href="http://www.wagocatalog.com">www.wagocatalog.com</a></p> <p>Other cables on request</p> <p>● blue Coding I (N ⊕ L DA- DA+) ● red Coding P (N ⊕ L1 L2 L3)</p> <p>Please find some information on the different codings on pages 146 and 147</p>		<p><b>Accessories</b></p> <p>Locking levers, manually operated, for "flying leads"</p> <table border="1"> <tr> <td>black</td> <td>770-101</td> <td>100 (4 x 25)</td> </tr> <tr> <td>white</td> <td>770-121</td> <td>100 (4 x 25)</td> </tr> </table> <p>Locking levers, tool operated, for "flying leads"</p> <table border="1"> <tr> <td>black</td> <td>770-111</td> <td>100 (4 x 25)</td> </tr> <tr> <td>white</td> <td>770-131</td> <td>100 (4 x 25)</td> </tr> </table> <p>Lockout caps, for socket, separable, 12 poles</p> <table border="1"> <tr> <td>black</td> <td>770-201</td> <td>100</td> </tr> <tr> <td>white</td> <td>770-221</td> <td>100</td> </tr> </table> <p>Coding pin, for plug</p> <table border="1"> <tr> <td>gray</td> <td>770-401</td> <td>100</td> </tr> </table>	black	770-101	100 (4 x 25)	white	770-121	100 (4 x 25)	black	770-111	100 (4 x 25)	white	770-131	100 (4 x 25)	black	770-201	100	white	770-221	100	gray	770-401	100
black	770-101	100 (4 x 25)																					
white	770-121	100 (4 x 25)																					
black	770-111	100 (4 x 25)																					
white	770-131	100 (4 x 25)																					
black	770-201	100																					
white	770-221	100																					
gray	770-401	100																					


		<p>PVC H05VV-F 5G2.5 halogen-free H05Z1Z1-F 5G2.5</p> <p>400 V/6 kV/3 20 A</p> <p>Wire ends bonded 9 mm/0.35 in</p> <p>① Approvals</p>																								
<b>Interconnecting cables, socket - plug</b>		<p>Length Item no. black Item no. black</p> <p>Coding P ●</p> <p>PVC halogen-free</p> <table border="1"> <tr><td>1 m</td><td>771-9975/007-101</td><td>771-9975/017-101</td></tr> <tr><td>2 m</td><td>771-9975/007-201</td><td>771-9975/017-201</td></tr> <tr><td>3 m</td><td>771-9975/007-301</td><td>771-9975/017-301</td></tr> <tr><td>4 m</td><td>771-9975/007-401</td><td>771-9975/017-401</td></tr> <tr><td>5 m</td><td>771-9975/007-501</td><td>771-9975/017-501</td></tr> <tr><td>6 m</td><td>771-9975/007-601</td><td>771-9975/017-601</td></tr> <tr><td>7 m</td><td>771-9975/007-701</td><td>771-9975/017-701</td></tr> <tr><td>8 m</td><td>771-9975/007-801</td><td>771-9975/017-801</td></tr> </table>	1 m	771-9975/007-101	771-9975/017-101	2 m	771-9975/007-201	771-9975/017-201	3 m	771-9975/007-301	771-9975/017-301	4 m	771-9975/007-401	771-9975/017-401	5 m	771-9975/007-501	771-9975/017-501	6 m	771-9975/007-601	771-9975/017-601	7 m	771-9975/007-701	771-9975/017-701	8 m	771-9975/007-801	771-9975/017-801
1 m	771-9975/007-101	771-9975/017-101																								
2 m	771-9975/007-201	771-9975/017-201																								
3 m	771-9975/007-301	771-9975/017-301																								
4 m	771-9975/007-401	771-9975/017-401																								
5 m	771-9975/007-501	771-9975/017-501																								
6 m	771-9975/007-601	771-9975/017-601																								
7 m	771-9975/007-701	771-9975/017-701																								
8 m	771-9975/007-801	771-9975/017-801																								
 																										
<b>Connecting cables, socket - free end</b>		<p>Length Item no. black Item no. black</p> <p>Coding P ●</p> <p>PVC halogen-free</p> <table border="1"> <tr><td>1 m</td><td>771-9975/107-101</td><td>771-9975/117-101</td></tr> <tr><td>2 m</td><td>771-9975/107-201</td><td>771-9975/117-201</td></tr> <tr><td>3 m</td><td>771-9975/107-301</td><td>771-9975/117-301</td></tr> <tr><td>4 m</td><td>771-9975/107-401</td><td>771-9975/117-401</td></tr> <tr><td>5 m</td><td>771-9975/107-501</td><td>771-9975/117-501</td></tr> <tr><td>6 m</td><td>771-9975/107-601</td><td>771-9975/117-601</td></tr> <tr><td>7 m</td><td>771-9975/107-701</td><td>771-9975/117-701</td></tr> <tr><td>8 m</td><td>771-9975/107-801</td><td>771-9975/117-801</td></tr> </table>	1 m	771-9975/107-101	771-9975/117-101	2 m	771-9975/107-201	771-9975/117-201	3 m	771-9975/107-301	771-9975/117-301	4 m	771-9975/107-401	771-9975/117-401	5 m	771-9975/107-501	771-9975/117-501	6 m	771-9975/107-601	771-9975/117-601	7 m	771-9975/107-701	771-9975/117-701	8 m	771-9975/107-801	771-9975/117-801
1 m	771-9975/107-101	771-9975/117-101																								
2 m	771-9975/107-201	771-9975/117-201																								
3 m	771-9975/107-301	771-9975/117-301																								
4 m	771-9975/107-401	771-9975/117-401																								
5 m	771-9975/107-501	771-9975/117-501																								
6 m	771-9975/107-601	771-9975/117-601																								
7 m	771-9975/107-701	771-9975/117-701																								
8 m	771-9975/107-801	771-9975/117-801																								
 																										
<b>Connecting cables, plug - free end</b>		<p>Length Item no. black Item no. black</p> <p>Coding P ●</p> <p>PVC halogen-free</p> <table border="1"> <tr><td>1 m</td><td>771-9975/207-101</td><td>771-9975/217-101</td></tr> <tr><td>2 m</td><td>771-9975/207-201</td><td>771-9975/217-201</td></tr> <tr><td>3 m</td><td>771-9975/207-301</td><td>771-9975/217-301</td></tr> <tr><td>4 m</td><td>771-9975/207-401</td><td>771-9975/217-401</td></tr> <tr><td>5 m</td><td>771-9975/207-501</td><td>771-9975/217-501</td></tr> <tr><td>6 m</td><td>771-9975/207-601</td><td>771-9975/217-601</td></tr> <tr><td>7 m</td><td>771-9975/207-701</td><td>771-9975/217-701</td></tr> <tr><td>8 m</td><td>771-9975/207-801</td><td>771-9975/217-801</td></tr> </table>	1 m	771-9975/207-101	771-9975/217-101	2 m	771-9975/207-201	771-9975/217-201	3 m	771-9975/207-301	771-9975/217-301	4 m	771-9975/207-401	771-9975/217-401	5 m	771-9975/207-501	771-9975/217-501	6 m	771-9975/207-601	771-9975/217-601	7 m	771-9975/207-701	771-9975/217-701	8 m	771-9975/207-801	771-9975/217-801
1 m	771-9975/207-101	771-9975/217-101																								
2 m	771-9975/207-201	771-9975/217-201																								
3 m	771-9975/207-301	771-9975/217-301																								
4 m	771-9975/207-401	771-9975/217-401																								
5 m	771-9975/207-501	771-9975/217-501																								
6 m	771-9975/207-601	771-9975/217-601																								
7 m	771-9975/207-701	771-9975/217-701																								
8 m	771-9975/207-801	771-9975/217-801																								
 																										
<b>Lengths</b>	<b>Pack.-unit</b>	<b>Accessories</b>																								
1 m	50	<b>Locking levers, manually operated,</b>																								
2, 3, 4 m	25	for "flying leads"																								
5, 6 m	15	black <b>770-101</b> 100 (4 x 25)																								
7, 8 m	10	white <b>770-121</b> 100 (4 x 25)																								
Other lengths on request		<b>Locking levers, tool operated,</b>																								
		for "flying leads"																								
		black <b>770-111</b> 100 (4 x 25)																								
		white <b>770-131</b> 100 (4 x 25)																								
		<b>Lockout caps, for socket, separable, 12 poles</b>																								
		black <b>770-201</b> 100																								
		white <b>770-221</b> 100																								
		<b>Coding pin, for plug</b>																								
		gray <b>770-401</b> 100																								

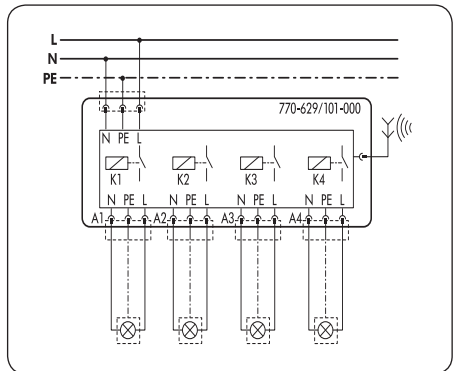
<p>Distribution box, wired Different versions see page 79</p>	<p>4-channel radio receiver with 4 make contacts</p> <p>2-channel radio receiver with outputs for blind control</p>	<p>Technical data</p>
---	---	-----------------------



Description	Color	Item no.	Pack-unit	Technical data
<b>Radio receivers</b>		<b>4-channel radio receiver</b>		Voltage supply AC 230 V, 50 - 60 Hz
	black	770-629/101-000	1	Voltage range ± 10 %
				Current consumption (internal) max. 21 mA
				Max. total current 16 A (4-channel)
				Max. make current max. 8 A (2-channel)
				Switching frequency max. 120 A (4-channel)
				Isolation 25 A (2-channel)
				Fuse protection max. 5 Hz
				Ambient operating temperature Internal voltage supply, electrically isolated
				Type of mounting external, 16 A
				Degree of protection IP 20
				Fitting position any
				Standards/specifications Vibration and shock resistance according to IEC 60068-2-6 and IEC 60068-2-27

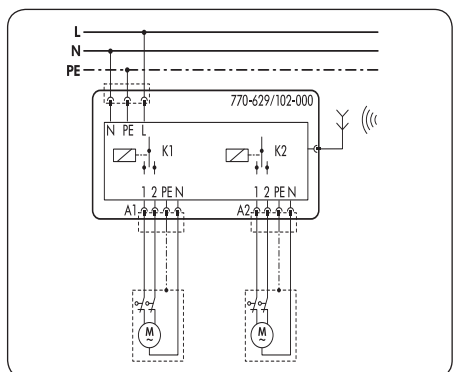
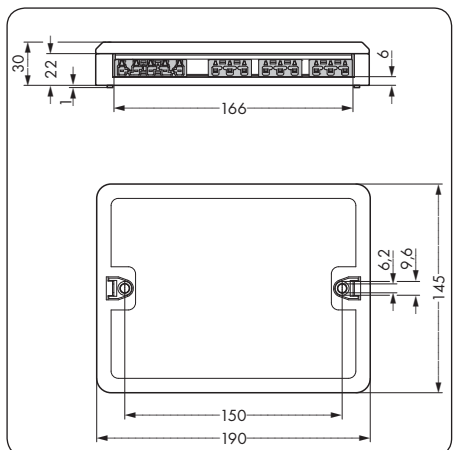
**Accessories** **Block diagrams**

<p>RF magnetic antenna, with SMA plug, incl. 2.5m connecting cable</p>			
	black	758-910	1



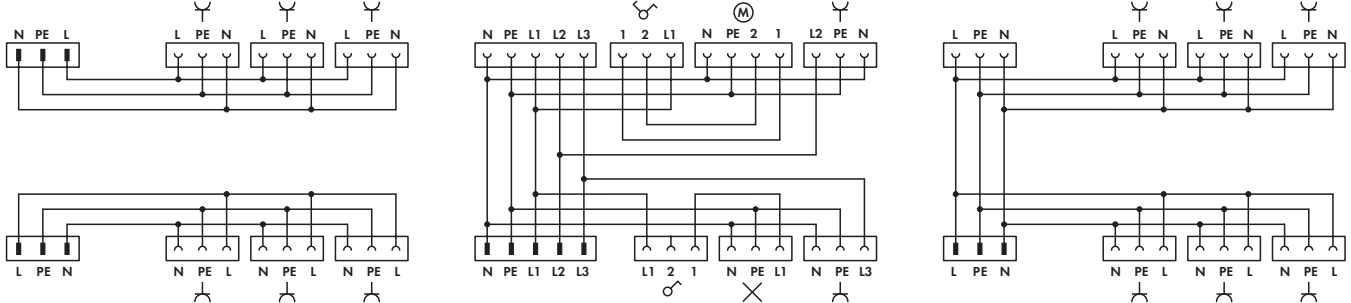
**Info** **Dimensions (in mm)**

Please find additional information at [www.wago.com](http://www.wago.com)

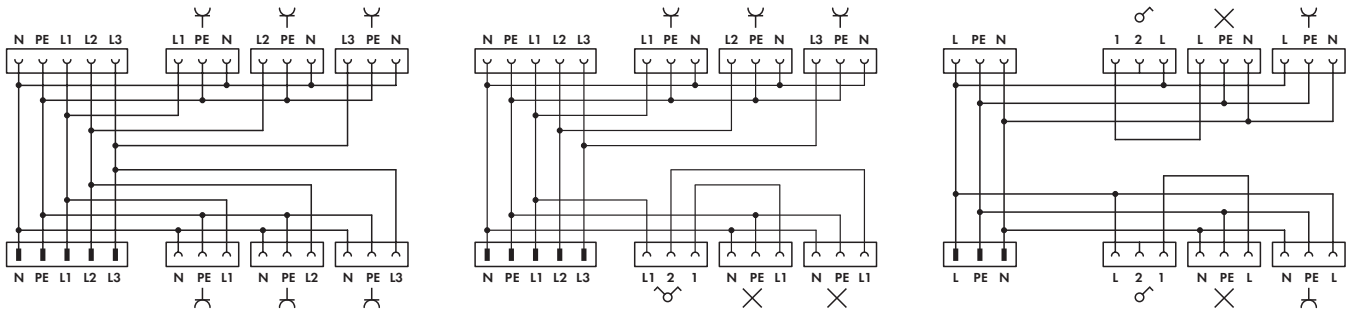




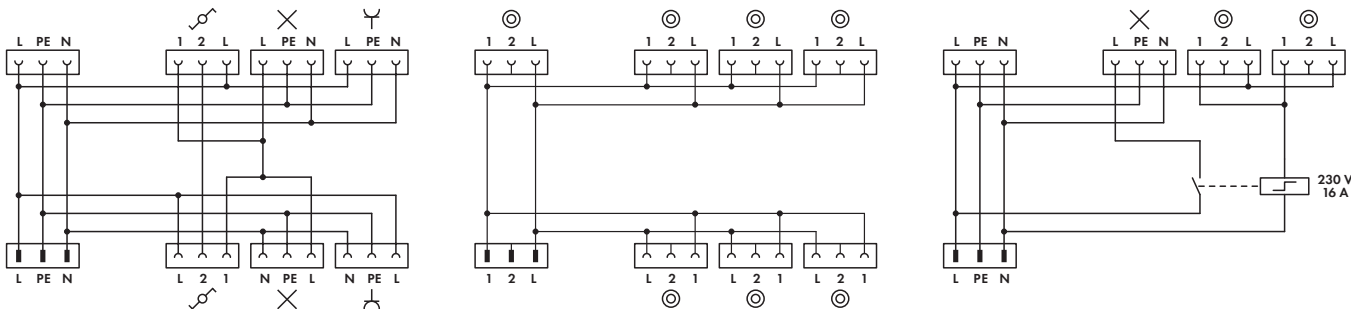
Internal wiring 4 mm <sup>2</sup> /AWG 12 400 V / 6 kV / 3      5 poles 250 V / 4 kV / 3      3 poles 25 A	Internal wiring 4 mm <sup>2</sup> /AWG 12 400 V / 6 kV / 3      5 poles 250 V / 4 kV / 3      3 poles 25 A	Internal wiring 2.5 mm <sup>2</sup> (AWG 14) / 4 mm <sup>2</sup> (AWG 12) 400 V / 6 kV / 3      5 poles 250 V / 4 kV / 3      3 poles max. 25 A, depends on the built-in appliance
---	---	---



Color	Item no.	Pack.-unit	Color	Item no.	Pack.-unit	Color	Item no.	Pack.-unit
<b>Distribution boxes, separate circuits</b>			<b>Distribution boxes, blind control, single-pole switch and distribution</b>			<b>Distribution boxes, 1-phase distribution</b>		
black	770-631/106-000	1	black	770-631/107-000	1	black	770-631/104-000	1
white	770-681/106-000	1	white	770-681/107-000	1	white	770-681/104-000	1



Color	Item no.	Pack.-unit	Color	Item no.	Pack.-unit	Color	Item no.	Pack.-unit
<b>Distribution boxes, 3-phase/1-phase distribution</b>			<b>Distribution boxes, series circuits and distribution</b>			<b>Distribution boxes, single-pole switch and distribution</b>		
black	770-631/100-000	1	black	770-631/109-000	1	black	770-631/110-000	1
white	770-681/100-000	1	white	770-681/109-000	1	white	770-681/110-000	1



Color	Item no.	Pack.-unit	Color	Item no.	Pack.-unit	Color	Item no.	Pack.-unit
<b>Distribution boxes, two-way circuit and distribution</b>			<b>Distribution boxes, push button version</b>			<b>Distribution boxes, surge switch circuit</b>		
black	770-631/111-000	1	black	770-631/112-000	1	black	770-632/138-000	1
white	770-681/111-000	1	white	770-681/112-000	1	white	770-682/138-000	1

Other circuits available upon request

## Strain Relief Housings, 6 Poles

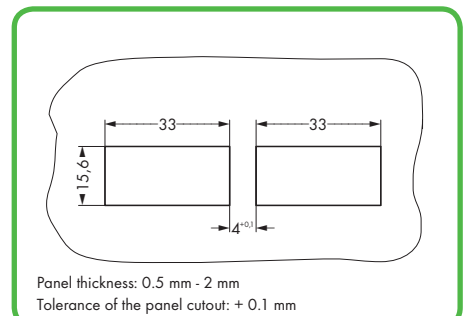
Snap-on type strain relief housings for

- two 3-pole sockets
- two 3-pole plugs
- 3-pole socket and 3-pole plug



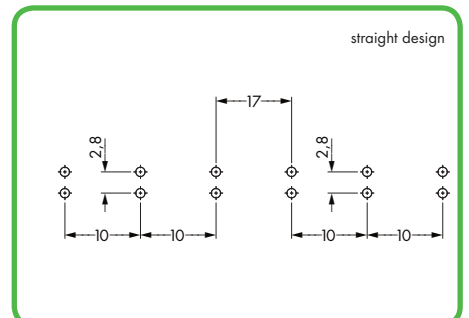
Application example of a 6-pole connector.

Description	Color	Item no.	Pack-unit
<b>Strain relief housings</b>	<b>Strain relief housings, for 2 cables, diameter 8.5 - 13,5 mm / 0.33 - 0.53 in ①</b>		
	black	770-506/029-000	50
	white	770-516/029-000	50



If the 6-pole strain relief housing is used with snap-in connectors, the sheet cutouts have to be made as described above.

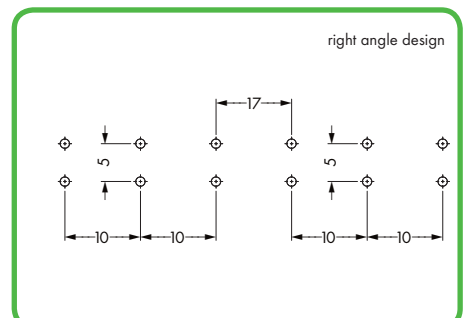
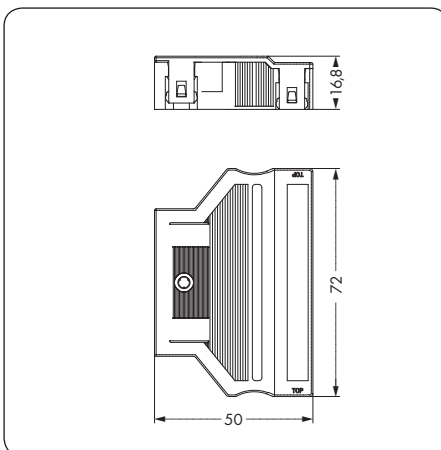
Accessories			
<b>Marker strips, self-adhesive,</b> on DIN A 1 card, strip length 182 mm / 7.16 in	6 mm / 0.23 in high	<b>210-333</b>	100
Size of the marker field 62 x 6.5 mm / 2.44 x 0.25 in			



When using a 6-pole PCB connector, straight type, observe the above hole patterns.

Info	Dimensions (in mm)
------	--------------------

① For H05VV and NYM cables  
Other cables on request



When using a 6-pole PCB connector, angled type, observe the above hole patterns.



# 3




831 Series  
Socket, 5 poles  
Plug, 5 poles

84  
84

# Handling WINSTA® MAXI 831 Series

## Preparation



- The following lengths are recommended:
1. Strip length, outer insulation = 80 mm/3.15 in
  2. Strip length = 13 mm/0.51 in
  3. PE conductor protruding = 10 mm/0.32 in




Actuate the clamp using a screwdriver (blade width 5.5) to connect flexible conductors and insert the stripped conductor up to the stop.

## Strain relief mounting



Unscrew strain relief from the lower part of the housing . . .



. . . and snap wired connector onto the lower part.



Tighten strain relief with screwdriver.

## Strain relief mounting



Wired connector with lower part of the strain relief housing.



Latch the top of the strain relief housing.

## Marking



The printed marking of the connector is clearly visible in the opening of the strain relief housing.



**WINSTA® MAXI**

for Use in Distribution Boxes  
(custom versions on request)



**WINSTA®- The perfect connection!**

# 4



**774 Series**  
Cable Assemblies 3 x 1.5 mm<sup>2</sup>/AWG 16  
Cable Assemblies 3 x 2.5 mm<sup>2</sup>/AWG 14

88  
89



**774 Series**  
Cable Assemblies 4 x 1.5 mm<sup>2</sup>/AWG 16

90





**WINSTA® - The perfect connection!**

	<p>PVC H05VV-F 3G1.5 halogen-free H05Z1Z1-F 3G1.5</p> <p>250 V/4 kV/3 16 A</p> <p>Wire ends bonded 9 mm / 0.35 in</p> <p>① Approvals</p>
--	--

Interconnecting cables, socket with LL ② - plug

Technical drawing showing dimensions: 63mm total length, 17mm socket length, 62mm plug length, and 17.5mm cable diameter. The drawing also indicates a locking lever (LL) and a total length 'L'.

Connecting cables, socket with LL ② - free end

Photograph shows a cable with a socket on one end and three conductors (blue, yellow, brown) on the other. Technical drawing shows dimensions: 63mm socket length, 55mm conductor length, and 17.5mm cable diameter. Labels include 'N', 'PE', and 'L'. Total length is 'L'.

Connecting cables, plug - free end

Photograph shows a cable with a plug on one end and three conductors (blue, yellow, brown) on the other. Technical drawing shows dimensions: 62mm plug length, 55mm conductor length, and 17.5mm cable diameter. Labels include 'L', 'PE', and 'N'. Total length is 'L'.

Info

① Approval data can be found in the online catalog at [www.wagocatalog.com](http://www.wagocatalog.com)

② LL = Locking lever


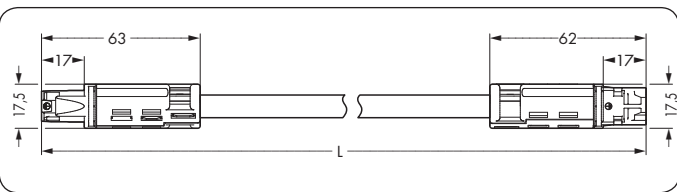

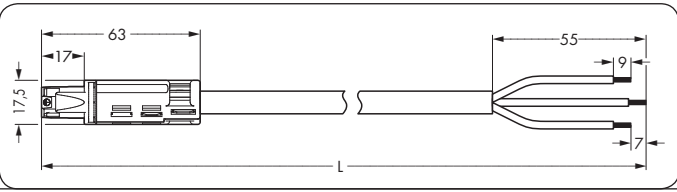

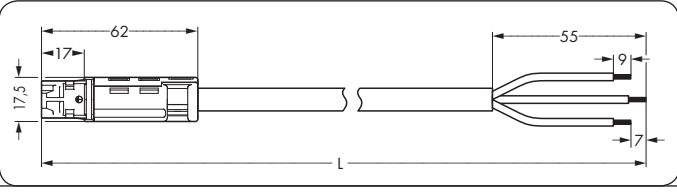
Other cables on request


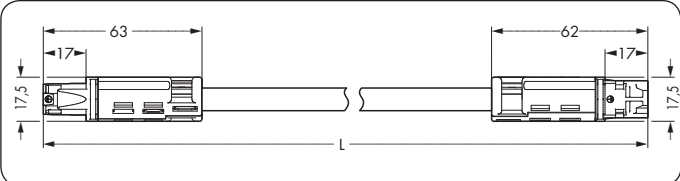

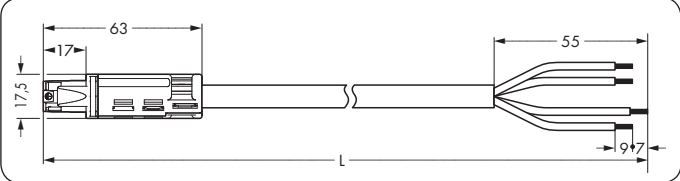

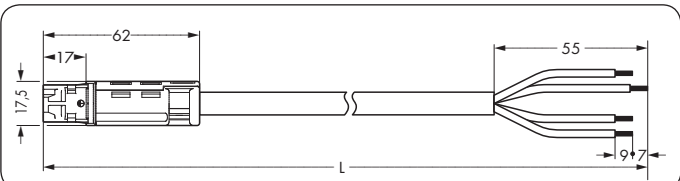
● black Coding A (L ⊕ N)  
○ white Coding A (L ⊕ N)

Please find some information on the different codings on pages 146 and 147

Length	Item no. black	Item no. white	Item no. black	Item no. white
Coding A ● ○				
PVC		halogen-free		
1 m	774-9993/006-101	.../006-102	774-9993/016-101	.../016-102
2 m	774-9993/006-201	.../006-202	774-9993/016-201	.../016-202
3 m	774-9993/006-301	.../006-302	774-9993/016-301	.../016-302
4 m	774-9993/006-401	.../006-402	774-9993/016-401	.../016-402
5 m	774-9993/006-501	.../006-502	774-9993/016-501	.../016-502
6 m	774-9993/006-601	.../006-602	774-9993/016-601	.../016-602
7 m	774-9993/006-701	.../006-702	774-9993/016-701	.../016-702
8 m	774-9993/006-801	.../006-802	774-9993/016-801	.../016-802
Length	Item no. black	Item no. white	Item no. black	Item no. white
Coding A ● ○				
PVC		halogen-free		
1 m	774-9993/106-101	.../106-102	774-9993/116-101	.../116-102
2 m	774-9993/106-201	.../106-202	774-9993/116-201	.../116-202
3 m	774-9993/106-301	.../106-302	774-9993/116-301	.../116-302
4 m	774-9993/106-401	.../106-402	774-9993/116-401	.../116-402
5 m	774-9993/106-501	.../106-502	774-9993/116-501	.../116-502
6 m	774-9993/106-601	.../106-602	774-9993/116-601	.../116-602
7 m	774-9993/106-701	.../106-702	774-9993/116-701	.../116-702
8 m	774-9993/106-801	.../106-802	774-9993/116-801	.../116-802
Length	Item no. black	Item no. white	Item no. black	Item no. white
Coding A ● ○				
PVC		halogen-free		
1 m	774-9993/206-101	.../206-102	774-9993/216-101	.../216-102
2 m	774-9993/206-201	.../206-202	774-9993/216-201	.../216-202
3 m	774-9993/206-301	.../206-302	774-9993/216-301	.../216-302
4 m	774-9993/206-401	.../206-402	774-9993/216-401	.../216-402
5 m	774-9993/206-501	.../206-502	774-9993/216-501	.../216-502
6 m	774-9993/206-601	.../206-602	774-9993/216-601	.../216-602
7 m	774-9993/206-701	.../206-702	774-9993/216-701	.../216-702
8 m	774-9993/206-801	.../206-802	774-9993/216-801	.../216-802

# Cable Assemblies 3 x 2.5 mm<sup>2</sup>/AWG 14

		PVC H05VV-F 3G2.5 halogen-free H05Z1Z1-F 3G2.5  250 V/4 kV/3 20 A  Wire ends bonded 9 mm / 0.35 in ① Approvals				
<b>Interconnecting cables, socket with LL - plug</b>		Length	Item no. black	Item no. white	Item no. black	Item no. white
		Coding A ● ○ PVC halogen-free				
		1 m	774-9993/007-101	.../007-102	774-9993/017-101	.../017-102
		2 m	774-9993/007-201	.../007-202	774-9993/017-201	.../017-202
		3 m	774-9993/007-301	.../007-302	774-9993/017-301	.../017-302
		4 m	774-9993/007-401	.../007-402	774-9993/017-401	.../017-402
		5 m	774-9993/007-501	.../007-502	774-9993/017-501	.../017-502
		6 m	774-9993/007-601	.../007-602	774-9993/017-601	.../017-602
		7 m	774-9993/007-701	.../007-702	774-9993/017-701	.../017-702
		8 m	774-9993/007-801	.../007-802	774-9993/017-801	.../017-802
<b>Connecting cables, socket with LL - free end</b>		Length	Item no. black	Item no. white	Item no. black	Item no. white
		Coding A ● ○ PVC halogen-free				
		1 m	774-9993/107-101	.../107-102	774-9993/117-101	.../117-102
		2 m	774-9993/107-201	.../107-202	774-9993/117-201	.../117-202
		3 m	774-9993/107-301	.../107-302	774-9993/117-301	.../117-302
		4 m	774-9993/107-401	.../107-402	774-9993/117-401	.../117-402
		5 m	774-9993/107-501	.../107-502	774-9993/117-501	.../117-502
		6 m	774-9993/107-601	.../107-602	774-9993/117-601	.../117-602
		7 m	774-9993/107-701	.../107-702	774-9993/117-701	.../117-702
		8 m	774-9993/107-801	.../107-802	774-9993/117-801	.../117-802
<b>Connecting cables, plug - free end</b>		Length	Item no. black	Item no. white	Item no. black	Item no. white
		Coding A ● ○ PVC halogen-free				
		1 m	774-9993/207-101	.../207-102	774-9993/217-101	.../217-102
		2 m	774-9993/207-201	.../207-202	774-9993/217-201	.../217-202
		3 m	774-9993/207-301	.../207-302	774-9993/217-301	.../217-302
		4 m	774-9993/207-401	.../207-402	774-9993/217-401	.../217-402
		5 m	774-9993/207-501	.../207-502	774-9993/217-501	.../217-502
		6 m	774-9993/207-601	.../207-602	774-9993/217-601	.../217-602
		7 m	774-9993/207-701	.../207-702	774-9993/217-701	.../217-702
		8 m	774-9993/207-801	.../207-802	774-9993/217-801	.../217-802
<b>Lengths</b>	<b>Pack.-unit</b>					
1 m	50					
2, 3, 4 m	25					
5, 6 m	15					
7, 8 m	10					
Other lengths on request						

		PVC	H05VV-F 4G1.5			
		halogen-free	H05Z1Z1-F 4G1.5			
		250 V/4 kV/3 16 A				
		Wire ends bonded 9 mm / 0.35 in				
		① Approvals				
<b>Interconnecting cables, socket with LL ② - plug</b>    	Length	Item no. black	Item no. white	Item no. black	Item no. white	
	Coding A		● ○			
	PVC		halogen-free			
	1 m	774-9994/006-101	.../006-102	774-9994/016-101	.../016-102	
	2 m	774-9994/006-201	.../006-202	774-9994/016-201	.../016-202	
	3 m	774-9994/006-301	.../006-302	774-9994/016-301	.../016-302	
	4 m	774-9994/006-401	.../006-402	774-9994/016-401	.../016-402	
	5 m	774-9994/006-501	.../006-502	774-9994/016-501	.../016-502	
	6 m	774-9994/006-601	.../006-602	774-9994/016-601	.../016-602	
	7 m	774-9994/006-701	.../006-702	774-9994/016-701	.../016-702	
8 m	774-9994/006-801	.../006-802	774-9994/016-801	.../016-802		
<b>Connecting cables, socket with LL ② - free end</b>    	Length	Item no. black	Item no. white	Item no. black	Item no. white	
	Coding A		● ○			
	PVC		halogen-free			
	1 m	774-9994/106-101	.../106-102	774-9994/116-101	.../116-102	
	2 m	774-9994/106-201	.../106-202	774-9994/116-201	.../116-202	
	3 m	774-9994/106-301	.../106-302	774-9994/116-301	.../116-302	
	4 m	774-9994/106-401	.../106-402	774-9994/116-401	.../116-402	
	5 m	774-9994/106-501	.../106-502	774-9994/116-501	.../116-502	
	6 m	774-9994/106-601	.../106-602	774-9994/116-601	.../116-602	
	7 m	774-9994/106-701	.../106-702	774-9994/116-701	.../116-702	
8 m	774-9994/106-801	.../106-802	774-9994/116-801	.../116-802		
<b>Connecting cables, plug - free end</b>    	Length	Item no. black	Item no. white	Item no. black	Item no. white	
	Coding A		● ○			
	PVC		halogen-free			
	1 m	774-9994/206-101	.../206-102	774-9994/216-101	.../216-102	
	2 m	774-9994/206-201	.../206-202	774-9994/216-201	.../216-202	
	3 m	774-9994/206-301	.../206-302	774-9994/216-301	.../216-302	
	4 m	774-9994/206-401	.../206-402	774-9994/216-401	.../216-402	
	5 m	774-9994/206-501	.../206-502	774-9994/216-501	.../216-502	
	6 m	774-9994/206-601	.../206-602	774-9994/216-601	.../216-602	
	7 m	774-9994/206-701	.../206-702	774-9994/216-701	.../216-702	
8 m	774-9994/206-801	.../206-802	774-9994/216-801	.../216-802		
<b>Info</b>		<b>Lengths</b>		<b>Pack.-unit</b>		
<b>①</b> Approval data can be found in the online catalog at <a href="http://www.wagocatalog.com">www.wagocatalog.com</a>  <b>②</b> LL = Locking lever  Other cables on request  ● black Coding A (N ⊕ 2 1) ○ white Coding A (N ⊕ 2 1)  Please find some information on the different codings on pages 146 and 147		1 m		50		
		2, 3, 4 m		25		
		5, 6 m		15		
		7, 8 m		10		
		Other lengths on request				



## 5



893 Series  
Connectors, 2 Poles

94 – 95



893 Series  
Snap-In Device Connectors, 2 Poles

96



893 Series  
T-Distribution Connectors

98 – 99



894 Series  
Cable Assemblies 2 x Ø 0.8 mm / 0.031 in

100 – 101

# Handling WINSTA® KNX 893 Series

## Preparation




- 1. Strip length, outer insulation = 23 mm / 0.9 in
- 2. Strip length = 9 mm / 0.35 in



## Conductor connection



Prior to conductor connection, slide the strain relief housing over the cable.



Insert stripped wire directly into the conductor entry ...



... and push it in up to the stop.



To disconnect, open the clamping springs with the orange actuator and pull off the conductors.

## Strain relief assembly





Snap wired connector into the strain relief housing.



Press strain relief firmly on the cable.



Pre-assembled KNX connector

	<p>Ø 0.8 mm / 0.031 in 50 V/0.8 kV/3 3 A</p> <p> 9 mm / 0.35 in</p> <p>① Approvals</p>	<p>Ø 0.8 mm / 0.031 in 50 V/0.8 kV/3 3 A</p> <p> 9 mm / 0.35 in</p> <p>① Approvals</p>
--	---	---



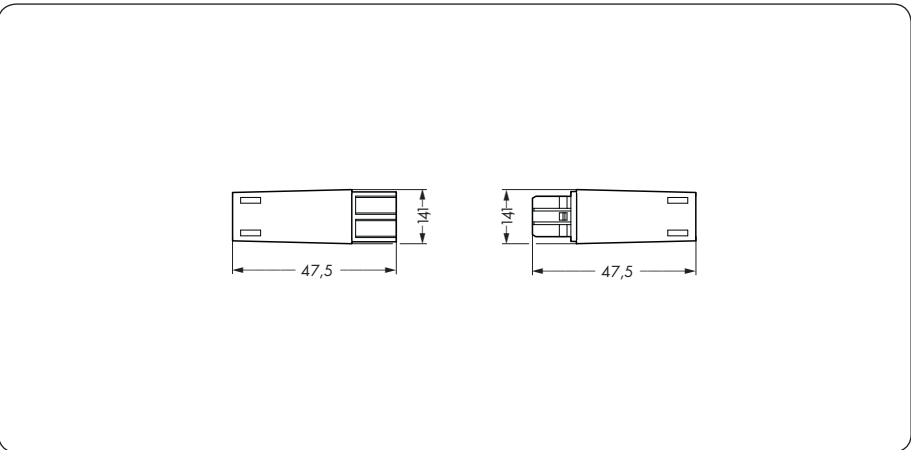
Description	Color	Item no.	Pack.-unit	Color	Item no.	Pack.-unit
Connectors, 2 poles, with spring-clamp connection	Socket with strain relief housing, cable diameter 5 - 7 mm / 0.19 - 0.27 in			Plug with strain relief housing, cable diameter 5 - 7 mm / 0.19 - 0.27 in		
	green	893-1002 ●	50	green	893-1012 ●	50

Info	Dimensions (in mm)
------	--------------------

① Approval data can be found in the online catalog at [www.wagocatalog.com](http://www.wagocatalog.com)

● green Coding E (1+ 2-)  
○ light gray Coding F (1+ 2-)

Please find some information on the different codings on pages 146 and 147






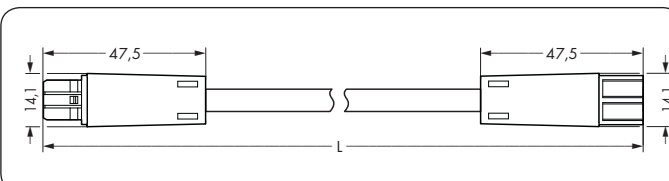

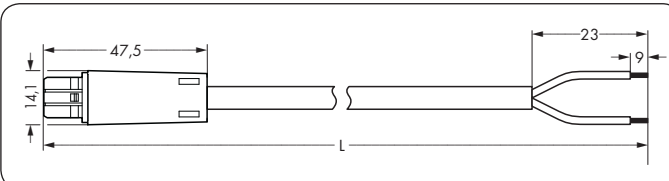

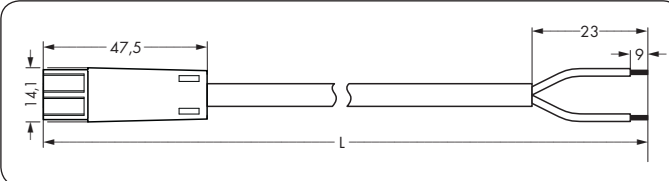






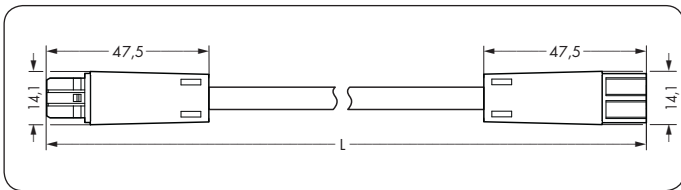





	<p>PVC 2Y(ST)2x(2x0.8)</p> <p>50 V/0.8 kV/3 3 A</p> <p>📄 Approvals</p>
<p>Interconnecting cables, socket - plug</p>	<p>Length Item no.</p>
 	<p>Coding E, <span style="color: green;">●</span> for KNX applications PVC</p> <p>1 m 894-8992/033-106</p> <p>3 m 894-8992/033-306</p> <p>5 m 894-8992/033-506</p>
<p>Connecting cables, socket - free end</p>	<p>Length Item no.</p>
 	<p>Coding E, <span style="color: green;">●</span> for KNX applications PVC</p> <p>1 m 894-8992/133-106</p> <p>3 m 894-8992/133-306</p> <p>5 m 894-8992/133-506</p>
<p>Connecting cables, plug - free end</p>	<p>Length Item no.</p>
 	<p>Coding E, <span style="color: green;">●</span> for KNX applications PVC</p> <p>1 m 894-8992/233-106</p> <p>3 m 894-8992/233-306</p> <p>5 m 894-8992/233-506</p>
<p>Info</p>	
<p>📄 Approval data can be found in the online catalog at <a href="http://www.wagocatalog.com">www.wagocatalog.com</a></p> <p>● green Coding E (1+ 2-) ● light gray Coding F (1+ 2-)</p> <p>Please find some information on the different codings on pages 146 and 147</p>	

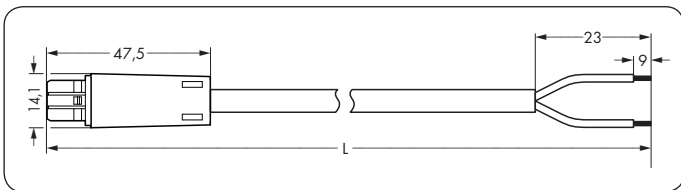

	<p>PVC 2Y(ST)2x(2x0.8)</p> <p>50 V/0.8 kV/3 3 A</p> <p>① Approvals</p>
--	--

<b>Interconnecting cables, socket - plug</b>	<b>Length Item no.</b>
--	------------------------



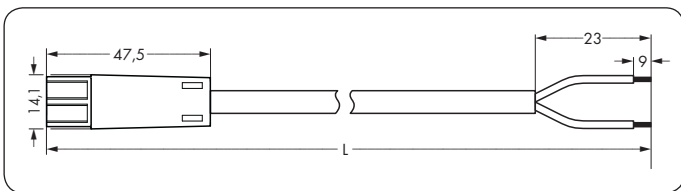
<b>Coding F,</b> ○	for universal fieldbus applications
<b>PVC</b>	
1 m	894-8992/033-107
3 m	894-8992/033-307
5 m	894-8992/033-507

<b>Connecting cables, socket - free end</b>	<b>Length Item no.</b>
---	------------------------



<b>Coding F,</b> ○	for universal fieldbus applications
<b>PVC</b>	
1 m	894-8992/133-107
3 m	894-8992/133-307
5 m	894-8992/133-507

<b>Connecting cables, plug - free end</b>	<b>Length Item no.</b>
---	------------------------



<b>Coding F,</b> ○	for universal fieldbus applications
<b>PVC</b>	
1 m	894-8992/233-107
3 m	894-8992/233-307
5 m	894-8992/233-507

Lengths	Pack.-unit
1 m	50
3 m	25
5 m	15
Other lengths on request	

**772 Series**

IDC Modules for Flat Cables

5 x 2.5 mm<sup>2</sup> (AWG 14) / 5 x 4 mm<sup>2</sup> (AWG 12) /5 x 2.5 mm<sup>2</sup> (AWG 14) + 2 x 1.5 mm<sup>2</sup> (AWG 16)

– Supply Module

104

– Tap-Off Modules, WINSTA® MIDI Connectors

105

**893 Series**

IDC Modules for Flat Cables

5 x 2.5 mm<sup>2</sup> (AWG 14) + 2 x 1.5 mm<sup>2</sup> (AWG 16) / 2 x 1.5 mm<sup>2</sup> (AWG 16)

– Supply Modules (KNX and Special Coding)

108, 112

– Tap-Off Modules (KNX and Special Coding)

109, 113

**896 Series**IDC Modules for Flat Cable 3 x 2.5 mm<sup>2</sup>/AWG 14

– Supply and Tap-Off Modules

116, 117

**895 Series**POWERBLOCK 10 for Flat Cable 5 x 10 mm<sup>2</sup>/AWG 8

– Supply and Tap-Off Modules

118, 119

**895 Series**POWERBLOCK 16 for Flat Cable 5 x 16 mm<sup>2</sup>/AWG 6

– Supply and Tap-Off Modules

120, 121

**897 Series**Flat Cable 2 x 1.5 mm<sup>2</sup>/AWG 16

114

Flat Cable 5 x 2.5 mm<sup>2</sup>/AWG 14

106

Flat Cable 5 x 4 mm<sup>2</sup>/AWG 12

107

Flat Cable 5 x 2.5 mm<sup>2</sup>/AWG 14 + 5 x 1.5 mm<sup>2</sup>/AWG 16

107, 110

**Important note:**

The WINSTA IDC system consists of the flat cables and the appropriate WINSTA connection components that are described in this catalog and marked with "WAGO".

WAGO warrants the fault-free function of the WINSTA IDC System only where original WINSTA components are utilized.



# Handling WINSTA® IDC 772 Series

## Module positioning and contacting



Insert flat cable into bottom part (observe coding!).



Mount IDC module flush with the bottom part. Should the IDC module jam during mounting, turn the upper part by 180° and remount it.



Screw down contact elements up to the stop.

## Module positioning and contacting



Connecting an installation cable to the supply module. Stripped solid wires can be connected by simply pushing them in. When using stripped fine-stranded wires, open clamping unit using a screwdriver.




Fixing the supply cable using strain relief housing.




Tighten the strain relief screw using a screwdriver

## Phase selection



The phase selector is in position L2 (center) when delivered.



Move the phase selector into position L1 or L3 if required.



After connecting the flat cable, the IDC module is locked and can no longer be moved, even after unscrewing the contact element!

## Phase selection



**NOTICE:** Should it be necessary to tap another phase, this must be done in a different location. To do so, the contact elements must be unscrewed and brought back to their original position.



Lifting the contact elements unlocks the IDC module which makes it possible to move it and to select the new phase. **NOTICE:** Do not use it in the same location of the flat cable!

## Isolating tape




After removing the module, the contact holes in the flat cable must be sealed using the insulating tape.

## 772 Series Supply Module with Strain Relief Housing, 5 Poles

2 x 0.5 – 4 mm<sup>2</sup> ①  
400 V/6 kV/3  
25 A



2 x AWG 20 - 12

 9 mm / 0.35 in

② Approvals



Description	Color	Item no.	Pack.-unit
Supply module, 5 poles, Tap-off module with phase selection, 3 poles, Tap-off module, 5 poles	Supply module with strain relief housing ③, cable diameter 9 - 13 mm / 0.35 - 0.51 in		
	black	772-261	25
	red	772-267	25
	for flat cables see pages 106 and 107		

Accessories			
Mounting plate, for power supply and tap-off modules			
	black	772-260	25
Fixing pin, for mounting plates, 6.1 x 2.5 - 4 mm/ 0.24 x 0.098 - 0.157 in			
	black	770-601	250

Info	Dimensions (in mm)
------	--------------------

① Wire range: 0.5 - 4 mm<sup>2</sup> "s + f-st"  
0.5 - 2.5 mm<sup>2</sup> "stranded"

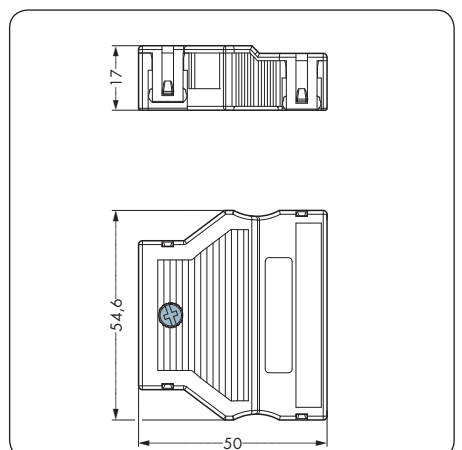
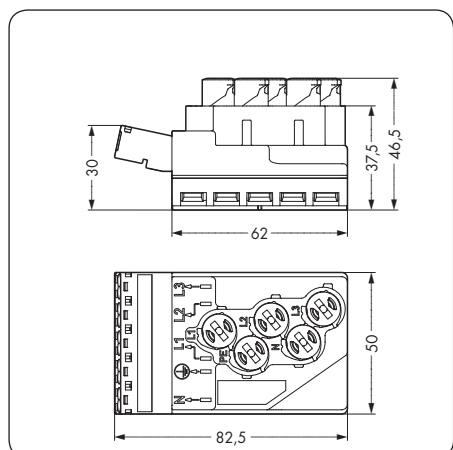
② Approval data can be found in the online catalog at [www.wagocatalog.com](http://www.wagocatalog.com)

③ Strain relief housings for larger cable diameters see page 61

Processing temperature +5 °C to +40 °C

● black Coding A (N ⊕ L1 L2 L3)  
● red Coding P (N ⊕ L1 L2 L3)

Please find some information on the different codings on the pages 146 and 147



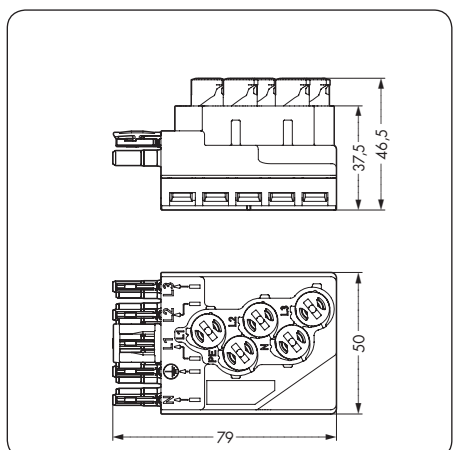
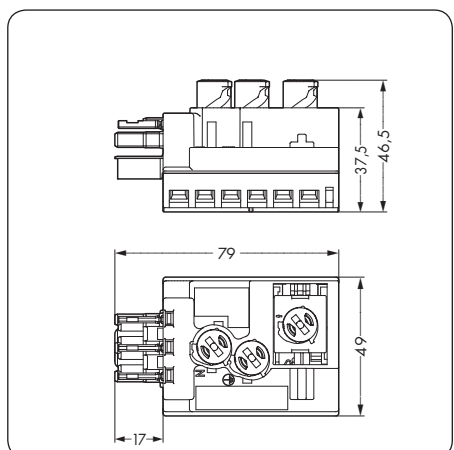
## 772 Series Tap-Off Modules, 3 and 5 Poles

400 V/6 kV/3 250 V/4 kV/3 25 A  Ⓢ Approvals	400 V/6 kV/3 25 A  Ⓢ Approvals
---	---



Color	Item no.	Pack.-unit	Color	Item no.	Pack.-unit
<b>Tap-off module with phase selection, 3 poles,</b> for WINSTA® MIDI plug-in and distribution connectors, supply position L2			<b>Tap-off module, 5 poles,</b> for WINSTA® MIDI plug-in and distribution connectors		
black	<b>772-263</b> ●	25	black	<b>772-262</b> ●	25
red	<b>772-269</b> ●	25	red	<b>772-268</b> ●	25
<b>for flat cables</b> see pages 106 and 107			<b>for flat cables</b> see pages 106 and 107		
black	<b>772-260</b>	25	black	<b>772-260</b>	25
black	<b>770-601</b>	250	black	<b>770-601</b>	250

--








## Series 897 Flat Cables 5 x 2.5 mm<sup>2</sup>/AWG 14

	<p>Flat cable 5 x 2.5 mm<sup>2</sup>/AWG 14 3L + N + PE halogen-free 0.6/1kV</p> <p>① Approvals</p>	<p>Flat cable 5 x 2.5 mm<sup>2</sup>/AWG 14 3L + N + PE PVC 0.6/1kV</p> <p>① Approvals</p>
--	---	--



Description	Color	Item no.	Pack.-unit	Color	Item no.	Pack.-unit
Flat cables, halogen-free or PVC, 5 and 7 poles	Flat cable 5 x 2.5 mm <sup>2</sup> /AWG 14, halogen-free			Flat cable 5 x 2.5 mm <sup>2</sup> /AWG 14, PVC		
	gray	897-253		light green	897-251	

### Accessories

<p><b>Insulating tape for flat cables</b></p> <p> For sealing the contact holes in the flat cable.</p>	black	897-900	10	black	897-900	10
<p><b>Flat cable end cover, plastic</b></p> <p> Every cable end must be fitted with an end cover.</p>	transparent	897-250	10	transparent	897-250	10
<p><b>Fixing clamp, plastic, for screw mounting</b></p> <p></p>	gray	897-878	1	gray	897-878	1
<p><b>Stripping pliers</b></p> <p></p>		897-971	1		897-971	1
<p><b>Cutter</b></p> <p></p>		897-972	1		897-972	1

Info	
------	--

① Approval data can be found in the online catalog at [www.wagocatalog.com](http://www.wagocatalog.com)

# 897 Series

## Flat Cables 5 x 4 mm<sup>2</sup>/AWG 12 and 5 x 2.5 mm<sup>2</sup>/AWG 14 + 2 x 1.5 mm<sup>2</sup>/AWG 16

<p>Flat cable 5 x 4 mm<sup>2</sup>/AWG 12 3L + N + PE halogen-free 0.6/1kV</p> <p>📌 Approvals</p>	<p>Flat cable 5 x 2.5 mm<sup>2</sup>/AWG 14 + 2 x 1.5 mm<sup>2</sup>/AWG 16 3L + N + PE + 2 Bus halogen-free 0.6/1kV</p> <p>📌 Approvals</p>	<p>Flat cable 5 x 2.5 mm<sup>2</sup>/AWG 14 + 2 x 1.5 mm<sup>2</sup>/AWG 16 3L + N + PE + 2 Bus PVCi 0.6/1kV</p> <p>📌 Approvals</p>
---	---	---



Color	Item no.	Pack.-unit	Color	Item no.	Pack.-unit	Color	Item no.	Pack.-unit
Flat cable 5 x 4 mm <sup>2</sup> /AWG 12, halogen-free			Flat cable 5 x 2.5 mm <sup>2</sup> /AWG 14 + 2 x 1.5 mm <sup>2</sup> /AWG 16 halogen-free			Flat cable 5 x 2.5 mm <sup>2</sup> /AWG 14+ 2 x 1.5 mm <sup>2</sup> /AWG 16, PVC		
black	897-453		violet	897-262		violet	897-261	
black	897-900	10	black	897-900	10	black	897-900	10
transparent	897-250	10	transparent	897-260	10	transparent	897-260	10
gray	897-878	1	gray	897-878	1	gray	897-878	1
	897-971	1		897-971	1		897-971	1
	897-972	1		897-972	1		897-972	1

--



# 893 Series Tap-Off Modules, 2 Poles, for 7-Core Flat Cable

50 V/0.8 kV/3 3 A	50 V/0.8 kV/3 3 A
① Approvals	① Approvals



The IDC module can only be mounted if the two codings correspond to each other. Should the IDC module jam during mounting, turn the module by 180° and remount it, flush with the bottom part.

Color	Item no.	Pack.-unit	Color	Item no.	Pack.-unit
Tap-off module, 2 poles, for connectors and cable assemblies, coding E, KNX, tightening torque of the screws 1 Nm			Tap-off module, 2 poles, for connectors and cable assemblies, coding F, tightening torque of the screws 1 Nm		
green	893-262	● 25	light gray	893-269	○ 25
for flat cables see page 110			for flat cables see page 110		


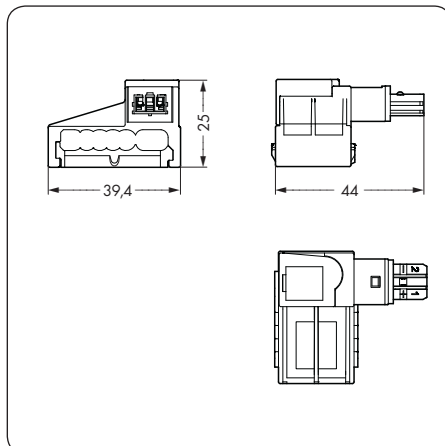
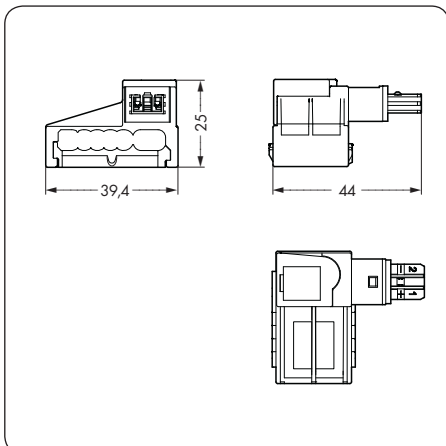


The flat cable is contacted by tightening the screws. Observe tightening torque of 1 Nm!



Snap on transparent protective cover.


--	--



Connecting a cable assembly.






## Series 897 Flat Cables 5 x 2.5 mm<sup>2</sup>/AWG 14 + 2 x 1.5 mm<sup>2</sup>/AWG 16

	Flat cable 5 x 2.5 mm <sup>2</sup> /AWG 14 + 2 x 1.5 mm <sup>2</sup> /AWG 16 3L + N + PE + 2 Bus halogen-free 0.6/1kV ① Approvals	Flat cable 5 x 2.5 mm <sup>2</sup> /AWG 14 + 2 x 1.5 mm <sup>2</sup> /AWG 16 3L + N + PE + 2 Bus PVCi 0.6/1kV ① Approvals
--	--	--



Description	Color	Item no.	Pack.-unit	Color	Item no.	Pack.-unit
Flat cables, halogen-free or PVC, 7 poles	Flat cable 5 x 2.5 mm <sup>2</sup> /AWG 14 + 2 x 1.5 mm <sup>2</sup> /AWG 16 halogen-free			Flat cable 5 x 2.5 mm <sup>2</sup> /AWG 14+ 2 x 1.5 mm <sup>2</sup> /AWG 16, PVC		
	violet	897-262		violet	897-261	

### Accessories

<b>Insulating tape for flat cables,</b>  For sealing the contact holes in the flat cable.	black	897-900	10	black	897-900	10
<b>Flat cable end cover, plastic</b>  Every cable end must be fitted with an end cover.	transparent	897-260	10	transparent	897-260	10
<b>Fixing clamp, plastic, for screw mounting</b> 	gray	897-878	1	gray	897-878	1
<b>Stripping pliers</b> 		897-971	1		897-971	1
<b>Cutter</b> 		897-972	1		897-972	1

Info	
------	--

① Approval data can be found in the online catalog at [www.wagocatalog.com](http://www.wagocatalog.com)














## Series 897 Flat Cables 2 x 1.5 mm<sup>2</sup>/AWG 16

	Flat cable 2 x 1.5 mm <sup>2</sup> /AWG 16 2 Bus halogen-free 50 V  ⓘ Approvals	Flat cable 2 x 1.5 mm <sup>2</sup> /AWG 16 2 Bus PVC 50 V  ⓘ Approvals
--	--	---



Description	Color	Item no.	Pack.-unit	Color	Item no.	Pack.-unit
Flat cables, halogen-free or PVC, 2 poles		<b>Flat cable 2 x 1.5 mm<sup>2</sup>/AWG 16</b> halogen-free			<b>Flat cable 2 x 1.5 mm<sup>2</sup>/AWG 16</b> PVC	
	gray	<b>897-122</b>		gray	<b>897-121</b>	

Accessories						
<b>Insulating tape for flat cables,</b>  For sealing the contact holes in the flat cable.	black	<b>897-900</b>	10	black	<b>897-900</b>	10
<b>Flat cable end cover, plastic</b>  Every cable end must be fitted with an end cover.	transparent	<b>897-120</b>	10	transparent	<b>897-120</b>	10
<b>Fixing clamp, plastic, for screw mounting</b> 	gray	<b>897-878</b>	1	gray	<b>897-878</b>	1
<b>Stripping pliers</b> 		<b>897-971</b>	1		<b>897-971</b>	1
<b>Cutter</b> 		<b>897-972</b>	1		<b>897-972</b>	1

Info	Dimensions (in mm)
------	--------------------

ⓘ Approval data can be found in the online catalog at [www.wagocatalog.com](http://www.wagocatalog.com)











	<b>Flat cable 5 x 10 mm<sup>2</sup>/AWG 8 0.6/1kV</b>
	<b>1 Approvals</b>







Cut both sides of the outer insulation of the flat cable using a stripping knife (cutting length 30 mm!).

Description	Color	Item no.	Pack.-unit
Flat cable 5 x 10 mm <sup>2</sup> /AWG 8	Flat cable PVC 5 x 10 mm <sup>2</sup> /AWG 8, 3L + N + PE		
	light green	897-1051	
	Flat cable halogen-free 5 x 10 mm <sup>2</sup> /AWG 8, 3L + N + PE		
	light green	897-1052	



Cut off the outer insulation using the cutter.

Accessories				
Flat cable end cover, plastic				
	Every cable end must be fitted with an end cover.	transparent	897-1050	10
Insulating tape for flat cables,				
	For sealing the contact holes in the flat cable.	black	897-900	10
Stripping knife				
			897-951	1
Cutter				
			897-970	1



Push end cover fully onto the wire ends.

Assembled version
-------------------



The 895-1652 tap-off module is also available with a WINSTA® MAXI connector. Item number and delivery time on request.







	<b>Flat cable 5 x 16 mm<sup>2</sup>/AWG 6</b> <b>0.6/1kV</b>  <b>① Approvals</b>
--	---



Description	Color	Item no.	Pack.-unit
Flat cable 5 x 16 mm <sup>2</sup> /AWG 6	Flat cable PVC 5 x 16 mm <sup>2</sup> /AWG 6, 3L + N + PE		
	light gray	897-1651	
	Flat cable halogen-free 5 x 16 mm <sup>2</sup> /AWG 6, 3L + N + PE		
	light gray	897-1652	



To make the contact to the flat cable, tighten screw to the stop (observe the tightening torque!) . . .

Accessories			
Flat cable end cover, plastic			
	Every cable end must be fitted with an end cover.	transparent	897-1650 10
Insulating tape for flat cables,			
	For sealing the contact holes in the flat cable.	black	897-901 10
Stripping knife			
			897-952 1
Cutter			
			897-970 1



. . . red contact clips when flush with terminals confirm that contacts are made correctly.

Assembled version
-------------------



The 895-1652 tap-off module is also available with a WINSTA® MAXI connector. Item number and delivery time on request.



**Tools**  
Operating Tool, Screwdrivers  
Cable Cutter, Stripping Tools  
Stripping Pliers, Wire Cutters, Stripping Knives

**124**  
**125**  
**126**



**Wiring Aid**  
Self-Adhesive Marker Strips

**127**








# Cable Cutter and Stripping Tools

<p>Cable cutter acc. to VDE for copper and aluminum conductors up to 35 mm<sup>2</sup>/AWG 2</p>	<p>Stripping tool "Quickstrip 10" 0.02 mm<sup>2</sup> - 10 mm<sup>2</sup> (AWG 34 - 8) "f-st" (6 mm<sup>2</sup>/AWG 10 "s") Cable cutter for conductors up to 10 mm<sup>2</sup>/AWG 8 "f-st" (1.5 mm<sup>2</sup>/AWG 16 "s")</p>	<p>Stripping tool "Quickstrip 16" 4 mm<sup>2</sup> - 16 mm<sup>2</sup> (AWG 12 - 6) Cable cutter for conductors up to 10 mm<sup>2</sup>/AWG 8 "f-st" (1.5 mm<sup>2</sup>/AWG 16 "s")</p>
--	--	--



Color	Item no.	Pack.-unit	Color	Item no.	Pack.-unit	Color	Item no.	Pack.-unit
Cable cutter, for conductors from 0.25 mm <sup>2</sup> to 35 mm <sup>2</sup> (AWG 22 - 2)			Stripping tool "Quickstrip 10", for fine-stranded conductors from 0.02 mm <sup>2</sup> to 10 mm <sup>2</sup> (AWG 34 - 8), for solid conductors from 0.02 mm <sup>2</sup> to 6 mm <sup>2</sup> (AWG 34 - 10)			Stripping tool "Quickstrip 16", for all conductors from 4 mm <sup>2</sup> to 16 mm <sup>2</sup> (AWG 12 - 6)		
green	206-118	1	black	206-124	1	black	206-125	1

### Accessories

	<p>Spare cassette "standard" 0.02 mm<sup>2</sup> - 10 mm<sup>2</sup> (AWG 34 - 8)</p>  <p>206-126 1</p>	<p>Spare cassette "standard" 4 mm<sup>2</sup> - 16 mm<sup>2</sup> (AWG 12 - 6)</p>  <p>206-128 1</p>
	<p>Spare cassette with "V" blade for PTFE conductors from 0.02 mm<sup>2</sup> to 4 mm<sup>2</sup> (AWG 34 - 12)</p>  <p>206-127 1</p>	

### Application notes



Cutting the cable.



Stripping the conductor.



Cutting the conductor.

- Conductor cross section can be adjusted easily.
- The stripping blade will not cause any damage to the conductor.
- The insulation will not be damaged by the wire holders during this adjustment process.
- The wire holders and the stripping blades will automatically open once the stripping process is completed.
- Strip length can be adjusted exactly using the movable stop.
- Stripping blade can be exchanged.
- Cable cutter is self-sharpening and protected against accidental contact.
- Entire body made of fiberglass reinforced polyamide.





Wiring aid, for 5-pole connectors, distribution connectors with phase selection and IDC supply modules, suitable for solid and stranded conductors.

Item no. 770-100

Marker strips



Strip outer insulation, insert cable into the wiring aid and arrange the single wires according to the marking, starting with N.



Cut wire ends.



Strip wire ends 9 mm/0.354 in (see marking).



Push connector on prepared wires (picture shows a socket).



Slide connector to the stop over wire ends.



Connector with inserted wires.



Socket with connected cable in a strain relief housing.



Wired connector with strain relief housing.



Item no.	Pack.-unit
<b>Self-adhesive marker strips on DIN A4 cards,</b> strip length 182 mm, white	
<b>210-333</b>	1
for 770 Series Height of marker strip 6 mm/0.236 in (40 x) Size of marker field: Strain relief, 3-pole, 28 x 6.5 mm/0.256 in Strain relief, 4-pole, 38 x 6.5 mm/0.256 in Strain relief, 5-pole, 48 x 6.5 mm/0.256 in Strain relief, 6-pole, 62 x 6.5 mm/0.256 in	
<b>210-334</b>	1
for 771 Series Height of marker strip 5 mm/0.196 in (48 x) Size of marker field: Strain relief, 3-pole, 22 x 5.2 mm/0.204 in Strain relief, 4-pole, 32 x 5.2 mm/0.204 in Strain relief, 5-pole, 42 x 5.2 mm/0.204 in	
Marking software: smartMARKING	
CD-ROM	<b>888-402/0510-0000</b> 1

**8**



**Kontaktsysteme GmbH**

130



**REGIOLUX  
Fränkische Leuchten GmbH**

134



**König + Neurath AG**

130



**RIDI Leuchten GmbH**

134



**Lenneper GmbH & Co. KG**

131



**Schulte Elektrotechnik  
GmbH & Co. KG**

135



**LITE-LICHT GmbH**

131



**Siteco  
Beleuchtungstechnik GmbH**

135



**Ludwig Leuchten KG**

132



**TEHALIT GmbH & Co. KG**

136



**Philips AEG Licht GmbH**

132



**TRILUX-LENZE GmbH + Co. KG**

136



**POPP GmbH**

133



**WILA Leuchten GmbH**

137




**PUK-WERKE KG**

133

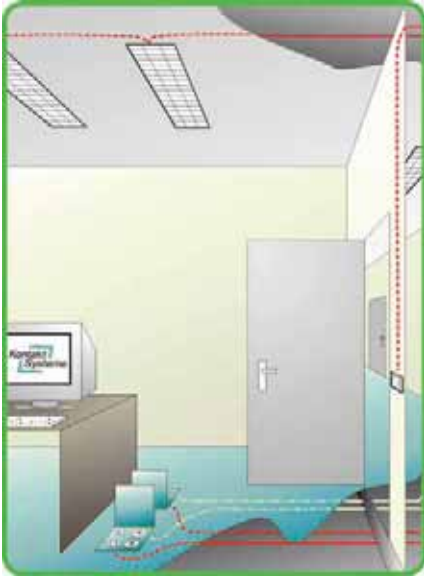


**Zumtobel Staff GmbH**

137



System Partners



**FLEXISS flexible installation system for raised floor and suspended ceiling: equipped with WINSTA®.**



**Kontaktsysteme GmbH**  
 P.O. Box 1237 • Schloßhaldenstraße 11  
 71282 Hemmingen  
 Phone: +49 (0) 7150 / 9550-0  
 Fax: +49 (0) 7150 / 9550-50  
[www.kontaktsysteme.de](http://www.kontaktsysteme.de) • [info@kontaktsysteme.de](mailto:info@kontaktsysteme.de)



We provide harmonized overall office furnishing solutions. One-stop shopping, from office planning to the seating furniture.  
 König + Neurath – the one-stop shop for efficient and economic office interior design.




**König + Neurath AG**  
 Büromöbelsysteme  
 Industriestr. 1-3 • 61184 Karben  
 Phone: +49 (0) 6039 / 483-0  
 Fax: +49 (0) 6039 / 483-214  
[www.koenig-neurath.de](http://www.koenig-neurath.de) • [info@koenig-neurath.de](mailto:info@koenig-neurath.de)



All recessed luminaires are available with the **WINSTA®** connector system.



**Lennep GmbH & Co. KG**  
Klosterstraße 60 • 51645 Gummersbach  
Phone: +49 (0) 2261 / 5409-0  
Fax: +49 (0) 2261 / 5409-40  
www.lennep.de • verkauf@lennep.de



The following types of luminaires are available with **WINSTA®**:

- Recessed downlights
- "Soft Light" recessed luminaires
- Recessed louvered luminaires T5
- Recessed louvered luminaires T8
- In-paneling lighting systems
- Furniture lighting ML
- Batten luminaires STNF

**LITE-LICHT®**

**LITE-LICHT GmbH**  
Boschstraße • 33442 Herzebrock-Clarholz  
Phone: +49 (0) 5245 / 443-0  
Fax: +49 (0) 5245 / 443295 -96  
www.lite-licht.de • lite-licht@lite-licht.de

**WINSTA®- The perfect connection!**

System Partners




Suspended luminaire



Linear fluorescent luminaire



Louvered luminaire




The following types of luminaires are available with WINSTA®:

- PLANUS
- LEVIS
- ORBIS
- Louvered luminaires
- Continuous rows of luminaires



**Ludwig Leuchten KG**  
 Frühlingstr. 15 • 86415 Mering  
 Phone: +49 (0) 8233 / 387-0  
 Fax: +49 (0) 8233 / 387-200  
 www.ludwig-leuchten.de  
 zen@ludwig-gebr.de



The following types of luminaires are available with WINSTA®:

- FLATLIGHT
- TBS625-635
- INDOLIGHT



**Philips AEG Licht GmbH**  
 Rathenaustraße 2-6 • 31832 Springe  
 Phone: +49 (0) 5041 / 75-0  
 Fax: +49 (0) 5041 / 75-508  
 Service-Tel.: 01802 / 54248 (zum Ortstarif)  
 www.aeglicht.philips.de  
 infocenter.philips.aeg.licht@philips.com



Due their modular design, the well proven POPP adaptus® professional socket strips can meet all customer requirements. Therefore, the adaptus® furniture socket strips equipped with WAGO WINSTA® are very well suited for building installation applications.



#### POPP GmbH

Kulmbacher Straße 27 • 95460 Bad Berneck

Phone: +49 (0) 9273 / 73-0

Fax: +49 (0) 9273 / 73-130

www.popp-elektro.de • info@popp-elektro.de



The following underfloor system fitting components are available with WINSTA®:

- Raised floor systems
- Cavity floor systems

Other components available upon request



#### PUK-WERKE KG

Nobelstr. 45-51 • 12057 Berlin

Phone: +49 (0) 30 / 68283-01

Fax: +49 (0) 30 / 68283-266

www.puk-werke.de • vertrieb@puk-werke.de

System Partners



The following types of luminaires are available with WINSTA®:

- UE (recessed luminaires)
- Meta ZD (pendant luminaires)

# REGIOLUX

**REGIOLUX Fränkische Leuchten GmbH**  
 Hellinger Str. 3 • 97486 Königsberg  
 Phone: +49 (0) 9525 / 89-0  
 Fax: +49 (0) 9525 / 89-374  
 www.regiolux.de • info@regiolux.de



The following types of luminaires are available with WINSTA®:

- |                 |                 |                    |
|-----------------|-----------------|--------------------|
| EBRE 418-3 W    | EBRE 314 W-EVG  | Ecalux-E 236 RW    |
| EBRE 418 W      | EBRE 414 W-EVG  | Ecalux-E 418 RW    |
| EBRE 418-3 A    | EBRE 314 A-EVG  | Ecalux-E 418-3 RW  |
| EBRE 418 A      | EBRE 414 A-EVG  | Ecalux-E 236 RA    |
| EBRE 418-3 SM   | EBRE 314 SM-EVG | Ecalux-E 418 RA    |
| EBRE 418 SM     | EBRE 414 SM-EVG | Ecalux-E 418-3 RA  |
| EBRE 418-3 SG   | EBRE 314 SG-EVG | Ecalux-E 236 PRG   |
| EBRE 418 SG     | EBRE 414 SG-EVG | Ecalux-E 418 PRG   |
| EBRE 418 SG-BAP |                 | Ecalux-E 418-3 PRG |

Also available as a design with electronic ballast.



**RIDI Leuchten GmbH**  
 Hauptstr. 31-33 • 72417 Jungingen  
 Phone: +49 (0) 7477 / 872-0  
 Fax: +49 (0) 7477 / 872-48  
 www.ridi.de • info@ridi.de





The following systems are available with WINSTA®:

- EVOline® Express
- EVOline® Dock
- EVOline® Port



Schulte Elektrotechnik GmbH & Co. KG

Juengerstraße 21 • 58515 Lüdenscheid

Phone: +49 (0) 2351 / 94810

Fax: +49 (0) 2351 / 42658

www.schulte.com

info@schulte.com



The following types of luminaires are available with WINSTA®:

- Comfit® M
- Comfit® Plus
- Comfit® S
- Lunis ELunis E

**siteco** Sie werden sehen.

Siteco Beleuchtungstechnik GmbH

Ohmstr. 50 • 83301 Traunreut

Phone: +49 (0) 8669 / 33-822

Fax: +49 (0) 8669 / 33-540

www.siteco.de • info@siteco.de

**WINSTA®- The perfect connection!**

System Partners



BR netway  
with WINSTA® connectors  
for power supply  
and distribution.



TEHALIT GmbH & Co. KG  
Seebergstr. 37 • 67716 Heltersberg  
Phone: +49 (0) 1803 / 232328  
Fax: +49 (0) 6842 / 9455555  
www.tehalit.de • info@hager.de



The following types of luminaires are available with WINSTA®:

- Louvered recessed luminaires
- Recessed diffuser luminaires
- Damp-proof recessed luminaires
- Downlights

Other luminaires available upon request.



TRILUX-LENZE GmbH + Co. KG  
Heidestraße • 59759 Arnsberg  
Phone: +49 (0) 2932 / 301-0  
Fax: +49 (0) 2932 / 301-375  
www.trilux.de • info@trilux.de



The following types of luminaires are available with WINSTA®:

- E Connect 2M
- E Connect MS3
- circLet MS3
- Variatic recessed luminaire

# WILA

#### WILA Leuchten GmbH

P.O. Box 2611 • 58596 Iserlohn  
 Vödeweg 9-115 • 58638 Iserlohn  
 Phone: +49 (0) 2371/823-0  
 Fax: +49 (0) 2371/823-202  
 www.wila.com • info@wila.com



The following types of luminaires are available with WINSTA®:

- MIREL louvered luminaires
- MILDES LICHT IV (SOFT LIGHT IV) Concept
- PANOS downlights

# ZUMTOBEL STAFF

DAS LICHT ®

#### Zumtobel Staff GmbH

Schweizer Str. 30 • 6851 Dornbirn  
 Österreich  
 Phone: +43 (0) 5572 / 390-0  
 Fax: +43 (0) 5572 / 22826  
 www.zumtobelstaff.com • info@zumtobelstaff.co.at

**WINSTA®- The perfect connection!**

9



Marine Applications

140



Airports

140



Motor Homes

141



Trade Show Design

141



Office Buildings

142



Prefabricated Houses

142



Lab Work Stations

143



Rolling Stock

143



WINSTA®- The perfect connection!

## Marine Applications



**MEYER Shipyard** in Papenburg uses the WINSTA® connector system for the installation of nearly all ceiling lights in cruise ships, and utilizes the advantage of dual connections in sockets and plugs of the WINSTA®

MIDI product family for the looping of the conductors from lamp to lamp. The distributors in the cabins too are completely equipped with WINSTA® MIDI snap-in type device connectors. The ready



wired distributor can be easily commissioned by simple and quick plugging of the outgoing feeders following the assembly in the cabin walls.

## Airports



The decision was made for 5-pole WINSTA® MIDI connectors when designing the ceiling lighting at **Prague Airport**. Besides the required neutral and protective conductors, the other three poles are

used to feed three separate lighting circuits - for standard lighting, emergency lighting and escape way lighting. Because the same light fixture was to be used for all three circuits, three different



connecting cables were manufactured by WAGO as per customer specification.

## Motor Homes




**LMC Caravan GmbH & Co. KG** in 48336 Sassenberg, Germany, is a manufacturer of mobile homes and trailers. They use **WINSTA®** for the installations in the mobile homes and trailers. The utiliza-



tion of a plug-in connector system permits the pre-fabrication of installation components outside the actual production line and parallel to the assembly of the vehicles. At the end, the whole installation is executed

quickly and hence, cost savingly, by simple plugging prior to the soft trimming of the walls.

## Trade Show Design



The **trade show outfitter Brose** produces for a number of customers booths and exhibition spaces in various sizes. In order to keep the inrush current, which is caused by the electronic ballasts, low when dealing with big stands and many lighting fixtures



and hence to avoid the activation of the overcurrent protective device, different lighting areas used to be switched on manually one after the other. With just a single individually fabricated variant of the **WINSTA®** distribution box and an electronic time re-

lay with switch-on delay, integrated into a 5-pole **WINSTA®** MIDI plug, the switching process was conveniently automated.

## Office Buildings



The Danish headquarters of globally operating Deloitte & Touche, the famous company for “audit, tax consultancy, consulting and corporate finance” is located in the **COPENHAGEN ATRIUM**. WINSTA® MIDI is used in two main areas. The light-

ing fixtures in the suspended ceilings have been completely wired with 5-pole plugs and sockets (partly using the DALI version with blue insulation) for both power supply and connection cables as well as T-joints. All lighting fixtures from ARKILUX were



equipped with WINSTA® snap-in connectors.

Within the sub-floor, WINSTA® boxes with two separate 230V AC circuits provide for the individual work spaces in the offices, one for the general power supply, the other for the power supply of the PCs exclusively.

## Prefabricated Houses



The **pre-fab contractor ExNorm, KAMPA AG** has decided for electrical installations using the WINSTA® MIDI system. The decisive factor was the requirement to minimize work at the job site and to

increase the value added in the shop. The major portion of the electrical installation can be executed at defined environmental conditions, independently from wind and weather situations. All pre-fab components



are electrically connected to each other via simple plug-in processes on the site.



## Lab Work Stations



**Fa. Wesemann** in 28857 Syke, Germany, offers complete lab installations, including the power supply of individual work spaces. For the electrical installations, they use plug-in connectors of the



**WINSTA®** system. All supply channels are equipped with cable assemblies. These elements can be easily connected to each other via simple plugging during the final assembly of the lab work stations,

without expensive conductor preparation and connection.

## Rolling Stock




**Bombardier Transportation Berlin** uses plug-in connectors of the **WINSTA®** system in their "Talent Connex Pool". For the voltage supply at passenger seats, e.g. for the connection of notebooks to



the 230V supply, special pre-fabricated "Conductor chains" were installed in the sidewalls of the wagons. They consist of a 3-pole plug on the feeder side and several 3-pole sockets from which,

due to the dual connection option, the conductor can be looped from seat to seat.

# 10



**Coding Overview**

**146 – 147**



**Your Questions – Our Answers**

**148 – 149**



**Technical Data**

**150 – 155**



**Approvals – User Guide**

**156 – 157**



**Item Numbers  
Index**

**158 – 161  
162 – 167**



**Addresses Worldwide and in Germany**

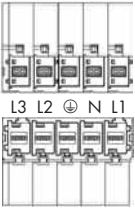

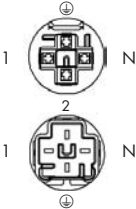

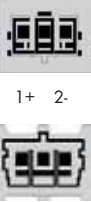
**168**



## Codings

Description	WINSTA MINI		WINSTA MIDI		
	2-pole	3-pole	3-pole	4-pole	5-pole
<b>Series</b>	<b>890 / 891</b>	<b>890 / 891</b>	<b>770 / 771 / 772❶</b>	<b>770 / 771</b>	<b>770 / 771 / 772❶</b>
<b>Coding A</b> black white  e.g., universal applications					
<b>Coding B</b> gray  e.g., control applications					
<b>Coding E or F</b>  Coding E: KNX applications, green Coding F: special coding, light gray					
<b>Coding I</b> blue  e.g., dimming					
<b>Coding P</b> red  e.g., computer applications (UPS)					
<b>Coding Q</b> green  "Clean Earth" applications					
<b>Coding R</b> Housing color: orange  e.g., LON bus					
<b>Coding S</b> brown  e.g., switching applications					

❶ Only codings A and P are suited for 772 Series

Description	WINSTA MAXI	WINSTA RD		WINSTA KNX	
	5-pole	3-pole	4-pole	2-pole	
<b>Series</b>	<b>831</b>	<b>774</b>	<b>774</b>	<b>893/894</b>	
<b>Coding A</b> black white  e.g., universal applications					
<b>Coding B</b> gray  e.g., control applications					
<b>Coding E or F</b>  Coding E: KNX applications, green Coding F: special coding, light gray					
<b>Kodierung I</b> blue  e.g., dimming					
<b>Coding P</b> red  e.g., computer applications (UPS)					
<b>Coding Q</b> green  "Clean Earth" applications					
<b>Coding R</b> Housing color: orange  e.g., LON bus					
<b>Coding S</b> brown  e.g., switching applications					

**Question 1:**

Can WINSTA® be used in low voltage range applications?

Compliance of the WINSTA® products with the low voltage directive is contained within the CE approval.

**Question 2:**

Can I wire the entire electrical installation of a functional building using WINSTA®?

The WINSTA® system allows the wiring of the entire electrical installation on both sides of the floor distributors.

**Question 3:**

What needs to be considered for the changeover from NYM cables for permanent installation to pluggable installation using flexible wires?

The changeover area must be fixed properly in order to protect the NYM cable from too high bending stress, in addition, all terminals must be protected against shear and tensile stress.

**Question 4:**

What needs to be considered when there is a concentration of WINSTA® cables, e.g. in a cable duct?

As a result of the heat build-up, it might be necessary to reduce the current carrying capacity or to increase the cross section from e.g. 2.5 mm<sup>2</sup> to 4 mm<sup>2</sup>.

**Question 5:**

Where may I use WINSTA® for installation?

Anywhere there is enough space for connectors and cables, e.g. in cable ducts, false floors or plasterboard walls and suspended ceilings.

**Question 6:**

What needs to be considered if there is a cross section reduction?

The minimum conductor cross section must be adapted to the connected load. More protection measures are only required if the cable with the reduced cross section to the connected load is longer than 3 m, see VDE 0100, Nov. 1991, Part 430.

**Question 7:**

Are there distribution boxes with WINSTA® components available?

Yes. WAGO offers many distribution boxes with different functions, such as Dali Bus, Lon applications, blind control etc., ready for connection with WINSTA® connectors.

**Question 8:**

May I split a three-phase circuit when using WINSTA®?

It must be ensured that all three phases can be switched off at the same time, e.g. by using a 3-pole safety cutout or a 3-pole circuit breaker. WINSTA® offers several convenient solutions, such as three-phase to single-phase distribution connectors, distribution connectors with phase selection, intermediate couplers from 5 poles to 3 poles and customized distribution boxes.

**Question 9:**

What safety features does WINSTA® offer when designing different circuits, such as AV, SV or UPS?

WINSTA® offers connectors and distributors with different codings that are also marked in different colors for a clear differentiation. In the entire system!

**Question 10:**

Are there individual marking options for WINSTA® components?

Of course, flexible marking is part of a flexible connector system, and this is why WINSTA® also offers custom solutions.

**Question 11:**

Can I also integrate two relays in a WINSTA® distribution box in order to control blind motors?

Yes. It is even possible to integrate up to three 6 mm wide relays in a WINSTA® distribution box.

**Question 12:**

Is the WINSTA® system protected against accidental contact?

All components of the WINSTA® system are protected against accidental contact, hence it provides maximum safety.

### Rated voltage

250 V/4 kV/3 acc. to IEC 60664  
Air and creepage distance  $\geq 5.5$  mm/0.216 in  
With strain relief  $\geq 6.5$  mm/0.255 in to accessible surfaces (protection class II)

### Rated current

Max. 16 A, depending on the conductor cross section

### Connectable conductor cross section

0.25 mm<sup>2</sup> to 1 mm<sup>2</sup> (AWG 22 - 18) solid, stranded and fine-stranded  
1.5 mm<sup>2</sup>/AWG 16 solid and fine-stranded

### Contact resistance

Approx. 3 m $\Omega$  contact resistance  
Approx. 0.5 m $\Omega$  contact transition plug/socket

### Approvals

Planned approvals: UL, CCA, LR, GL, DNV

### Pending

EN / IEC 61 535

### Degree of protection

In mated condition with strain relief housing: IP 20

### Cable diameter

2-pole:  $\varnothing$  3.8 - 8.2 mm (0.149 - 0.322 in)  
3-pole:  $\varnothing$  4.5 - 10.0 mm (0.177 - 0.39 in)

### Mating cycles

200, without resistive load  
100, without resistive load  $I_N = 16$  A, tested (1.5 mm<sup>2</sup>/AWG 16)

### Mating and unmating forces (socket and plug)

Mating force: approx. 10 – 50 N (depends on number of poles)  
Unmating force when not locked: approx. 10 - 50 N (depends on number of poles)  
Retention force when locked: > 80 N

### Protection against mismating

All WINSTA components are 100% protected against mismating in terms of:  
a.) plugging different number of poles  
b.) plugging when turned by 180°  
c.) plugging when laterally staggered  
d.) plugging one pole

### Locking levers

All products for fixed installations (snap-in versions for lighting fixtures or devices, and distribution connector versions) are equipped with locking levers ex-factory, so that the plugs or sockets are always locked. Additional locking levers are only required for „flying leads“ (plug/socket).

### Materials

Connector material  
Insulating parts: Polyamide 6.6 V0, halogen-free (except cable)  
Contacts: Copper or copper alloy, surface-treated  
Clamping spring: Stainless steel

### Continuous service temperature

$\leq 85^\circ\text{C}$   
PVC cable for temperatures  $\leq 70^\circ\text{C}$  (including halogen-free)  
Insulating parts for temperatures  $\leq 105^\circ\text{C}$

### General

First make/last break earth contact,  
no WINSTA product is compatible with any other connector system available on the market

### Fire load

On request



<b>Rated voltage</b>	250 V/4 kV/3 acc. to IEC 60664 3-pole 400 V/6 kV/3 acc. to IEC 60664 4- and 5-pole Air and creepage distance $\geq 5.5$ mm/0.216 in to accessible surfaces
<b>Rated current</b>	Max. 25 A, depending on the conductor cross section
<b>Connectable conductor cross section</b>	0.5 mm <sup>2</sup> to 2.5 mm <sup>2</sup> (AWG 20 - 14) solid, stranded and fine-stranded 4 mm <sup>2</sup> /AWG 12 solid and fine-stranded
<b>Contact resistance</b>	Approx. 3 m $\Omega$ contact resistance Approx. 0.5 m $\Omega$ contact transition plug/socket
<b>Approvals</b>	VDE 0628, UL, CCA, LR, GL, DNV
<b>In preparation</b>	EN / IEC 61 535
<b>Degree of protection</b>	in mated condition with strain relief housing: IP 20
<b>Cable diameter</b>	3-pole: $\varnothing$ 4.5 - 8 mm (0.177 - 0.315 in) and $\varnothing$ 8 - 11.5 mm (0.315 - 0.452 in) and $\varnothing$ 9 - 13 mm (0.354 - 0.511 in) 4-pole: $\varnothing$ 9 - 13 mm (0.354 - 0.511 in) 5-pole: $\varnothing$ 5 - 9 mm (0.196 - 0.354 in) and $\varnothing$ 9 - 13 mm (0.354 - 0.511 in) and $\varnothing$ 11.5 - 16.5 mm (0.452 - 0.649 in) 6-pole: $\varnothing$ 8.5 - 13.5 mm (0.334 - 0.531 in)
<b>Mating cycles</b>	200, without resistive load 100, without resistive load $I_N = 25$ A, tested (4 mm <sup>2</sup> /AWG 12)
<b>Mating and unmating forces</b> (socket and plug)	Mating force: approx. 30 – 70 N (depends on number of poles) Unmating force when not locked: 30 – 70 N (depends on number of poles) Retention force when locked: > 80 N
<b>Protection against mismatching</b>	All WINSTA components are 100% protected against mismatching in terms of: a.) Plug-in of different number of poles b.) plugging when turned by 180° c.) plugging when laterally staggered d.) plugging one pole
<b>Locking levers</b>	All products for fixed installations (snap-in versions for lighting fixtures or devices, all distribution connector and PCB versions) are equipped with locking levers ex-factory, so that the plugs or sockets are always locked. Additional locking levers are only required for „flying leads“ (plug/socket).
<b>Materials</b>	Connector material Insulating parts: Polyamide 6.6 V0, halogen-free (except cable) Contacts: Copper or copper alloy, surface-treated Clamping spring: Stainless steel
<b>Continuous service temperature</b>	$\leq 85^\circ\text{C}$ PVC cable for temperatures $\leq 70^\circ\text{C}$ (including halogen-free) Insulating parts for temperatures $\leq 105^\circ\text{C}$
<b>General</b>	First make/last break earth contact, no WINSTA product is compatible with any other connector system available on the market
<b>Fire load</b>	on request

### Rated voltage

400 V/6 kV/3 acc. to IEC 60664

Air and creepage distance  $\geq 5.5$  mm/0.216 in to accessible surfaces (protection class II)

### Rated current

Max. 32 A, depending on the conductor cross section

### Connectable conductor cross section

0.5 mm<sup>2</sup> to 4 mm<sup>2</sup> (AWG 20 - 12) solid, stranded and fine-stranded  
6 mm<sup>2</sup>/AWG 10 solid and fine-stranded

### Contact resistance

Approx. 3 m $\Omega$  contact resistance

Approx. 0.5 m $\Omega$  contact transition plug/socket

### Approvals

Planned approvals: UL, CCA, LR, GL, DNV

### Pending

EN / IEC 61 535

### Degree of protection

in mated condition with strain relief housing: IP 20

### Cable diameter

5-pole:  $\varnothing$  13 - 18 mm (0.51 - 0.708 in)

### Mating cycles

100, without resistive load

50, with resistive load  $I_N = 35$  A, tested (6 mm<sup>2</sup>/AWG 10)

### Mating and unmating forces

(socket and plug)

Mating force: approx. 30 – 70 N (depends on number of poles)

Unmating force when not locked: approx. 30 – 70 N (depends on number of poles)

Retention force when locked: > 80 N

### Protection against mismating

All WINSTA components are 100% protected against mismating in terms of:

- Plug-in of different number of poles
- plugging when turned by 180°
- plugging when laterally staggered
- plugging one pole

### Locking levers

Sockets are equipped with locking levers ex-factory, so that the plugs are always locked.

### Materials

Connector material

Insulating parts: Polyamide 6.6 V0, halogen-free (except cable)

Contacts: Copper or copper alloy, surface-treated

Clamping spring: Stainless steel

### Continuous service temperature

$\leq 85^\circ\text{C}$

PVC cable for temperatures  $\leq 70^\circ\text{C}$  (including halogen-free)

Insulating parts for temperatures  $\leq 105^\circ\text{C}$

### General

First make/last break earth contact,

no WINSTA product is compatible with any other connector system available on the market

### Fire load

On request

<b>Rated voltage</b>	250 V/4 kV/3 acc. to IEC 60664 Air and creepage distance $\geq 5.5$ mm/0.216 in to accessible surfaces (protection class II)
<b>Rated current</b>	Max. 20 A, depending on the conductor cross section
<b>Connectable conductor cross section</b>	1.5 mm <sup>2</sup> to 2.5 mm <sup>2</sup> (AWG 16 - 14) fine-stranded
<b>Contact resistance</b>	Approx. 3 m $\Omega$ contact resistance Approx. 0.5 m $\Omega$ contact transition plug/socket
<b>Approvals</b>	Planned approvals: VDE 0628, UL, CCA, LR, GL, DNV
<b>Pending</b>	EN / IEC 61 535
<b>Degree of protection</b>	in mated condition with strain relief housing: IP 20
<b>Cable diameter</b>	fixed diameter 3 x 1.5 mm <sup>2</sup> /AWG 16, $\varnothing$ 8.2 mm/0.322 in 3 x 2.5 mm <sup>2</sup> /AWG 14, $\varnothing$ 10 mm/0.393 in 4 x 1.5 mm <sup>2</sup> /AWG 16, $\varnothing$ 9.2 mm/0.362 in
<b>Mating cycles</b>	200, without resistive load 100, without resistive load $I_N = 20$ A, tested (2.5 mm <sup>2</sup> /AWG 14)
<b>Mating and unmating forces</b> (socket and plug)	Mating force: approx. 30 – 70 N (depends on number of poles) Unmating force when not locked: 30 – 70 N (depends on number of poles) Retention force when locked: > 80 N
<b>Protection against mismating</b>	All WINSTA components are 100% protected against mismating in terms of: a.) Plug-in of different number of poles b.) plugging when turned in the wrong way round c.) plugging when laterally staggered
<b>Locking levers</b>	Locking levers are generally at the socket
<b>Materials</b>	Connector material Insulating parts: Polyamide 6.6 V0, halogen-free (except cable) Contacts: Copper or copper alloy, surface-treated Clamping spring: Stainless steel
<b>Continuous service temperature</b>	$\leq 85^\circ\text{C}$ PVC cable for temperatures $\leq 70^\circ\text{C}$ (including halogen-free) Insulating parts for temperatures $\leq 105^\circ\text{C}$
<b>General</b>	First make/last break earth contact, no WINSTA product is compatible with any other connector system available on the market
<b>Fire load</b>	On request

● <b>Rated voltage</b>	50 V/0.8 kV/3 Air and creepage distance $\geq 5.5$ mm/0.216 in
● <b>Rated current</b>	3 A
● <b>Connectable conductor cross section</b>	0.5 mm <sup>2</sup> /AWG 20 solid
● <b>Contact resistance</b>	Approx. 5 m $\Omega$ contact resistance
● <b>Approvals</b>	EIB manual
● <b>Degree of protection</b>	in mated condition with strain relief housing: IP 20
● <b>Cable diameter</b>	$\varnothing$ 5 - 7 mm (0.196 - 0.275 in)
● <b>Mating cycles</b>	200
● <b>Mating and unmating forces</b> (socket and plug)	Mating force: approx. 10 – 15 N Unmating force when not locked: approx. 15 – 20 N
● <b>Materials</b>	Insulating parts: Polyamide 6.6 V0, halogen-free (except cable) Contacts: Copper alloy, surface-treated
● <b>Continuous service temperature</b>	$\leq 85^{\circ}\text{C}$ PVC cable for temperatures $\leq 70^{\circ}\text{C}$ (including halogen-free) Insulating parts for temperatures $\leq 105^{\circ}\text{C}$
● <b>Fire load</b>	On request

<b>Rated voltage</b>	250 V/4 kV/3 acc. to IEC 60664 3-pole 400 V/6 kV/3 acc. to IEC 60664 5-pole Air and creepage distance $\geq 5.5$ mm/0.216 in
<b>Rated current</b>	Max. 25 A, depending on the conductor cross section
<b>Connectable conductor cross section</b>	0.5 mm <sup>2</sup> to 2.5 mm <sup>2</sup> (AWG 20 - 14) solid, stranded and fine-stranded 4 mm <sup>2</sup> /AWG 12 solid and fine-stranded
<b>Contact resistance</b>	Approx. 3 m $\Omega$ contact resistance Approx. 0.5 m $\Omega$ contact transition plug/socket
<b>Approvals</b>	Planned approvals: UL, CCA, LR, GL, DNV
<b>Pending</b>	EN / IEC 61 535
<b>Degree of protection</b>	in mated condition with strain relief housing: IP 20
<b>Cable diameter</b>	5-pole strain relief: $\varnothing$ 8 - 13 mm (0.315 - 0.511 in) 5-pole strain relief: $\varnothing$ 11.5 - 16.5 mm (0.452 - 0.649 in)
<b>Mating cycles</b>	200, without resistive load 100, without resistive load $I_N = 25$ A, tested (4 mm <sup>2</sup> /AWG 12)
<b>Mating and unmating forces</b> (socket and plug)	Mating force: approx. 30 – 70 N (depends on number of poles) Unmating force when not locked: approx. 30 – 70 N (depends on number of poles) Retention force when locked: > 80 N
<b>Protection against mismatching</b>	All WINSTA components are 100% protected against mismatching in terms of: a.) Plug-in of different number of poles b.) plugging when turned by 180° c.) plugging when laterally staggered d.) plugging one pole
<b>Locking levers</b>	All versions are equipped with locking levers ex-factory, so that the plugs are always locked.
<b>Materials</b>	Insulating parts: Polyamide 6.6 V0, halogen-free (except cable) Contacts: Copper or copper alloy, surface-treated Clamping spring: Stainless steel
<b>Continuous service temperature</b>	$\leq 85^\circ\text{C}$ PVC cable for temperatures $\leq 70^\circ\text{C}$ (including halogen-free) Insulating parts for temperatures $\leq 105^\circ\text{C}$
<b>General</b>	First make/last break earth contact, no WINSTA product is compatible with any other connector system available on the market
<b>Fire load</b>	On request

# 10 Approvals – User Guide

Updated approvals can be found at [www.wago.com](http://www.wago.com)



1: Select "Country"



e.g., Germany



2: Select "Products"



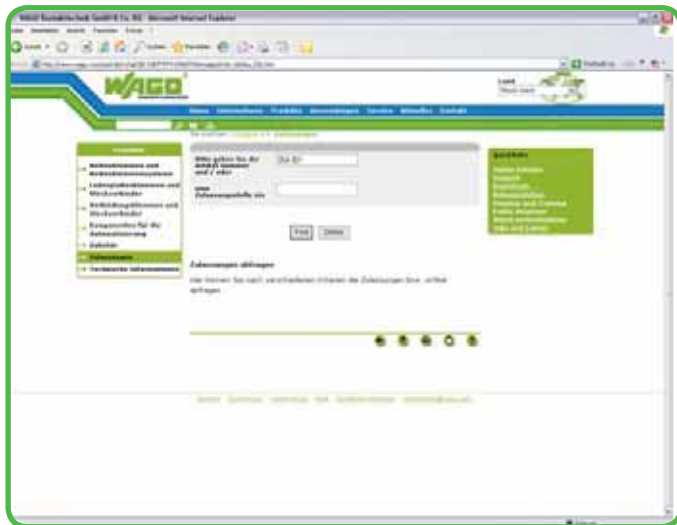
Select "Approvals"



3: "Search for Approvals"



Here, you can search the approvals and items according to defined criteria.



## • 4: Entry Options

- a) Item Number  
e.g., 264-301
- b) Certification Agency  
e.g., "UL"
- c) Certification Agency and  
Item Number Range; e.g.,  
"280 - 6" and "UL"

Artikel No.	Zulassungs- stelle	Zulassungs Nr.	Spannung [ V ]	Strom [ A ]	Querschnitt [ mm <sup>2</sup> ]
264-301	DNV	E7569	800	24	2,5
264-301	GL	17295-00HH	800	24	2,5
264-301	KEMA	2079569.04	800		2,5
264-301	KR	HMB05880-EL002	800	24	
264-301	LR	91/20242(E3)	800	24	2,5
264-301	RMR	11130002	800	24	2,5
264-301	RosTest	B09523	800	24	2,5
264-301	SEMKO	9404012			2,5
264-301	UL	E45172	600	20	28-12
264-301	VDE	3945ÜG,BL.2	660		2,5

### Search Result a) Item Number:

*All approvals related to that product will be displayed.*

Artikel No.	Zulassungs- stelle	Zulassungs Nr.	Spannung [ V ]	Strom [ A ]	Querschnitt [ mm <sup>2</sup> ]
2001-1201	UL	E45172	600	15	22-14
2001-1202	UL	E45172	600	15	22-14
2001-1203	UL	E45172	600	15	22-14
2001-1204	UL	E45172	600	15	22-14
2001-1205	UL	E45172	600	15	22-14
2001-1206	UL	E45172	600	15	22-14
2001-1207	UL	E45172			22-14
2001-1301	UL	E45172	600	15	22-14
2001-1302	UL	E45172	600	15	22-14
2001-1303	UL	E45172	600	15	22-14

### Search Result b) Certification Agency:

*All products approved by that agency will be displayed.*

Artikel No.	Zulassungs- stelle	Zulassungs Nr.	Spannung [ V ]	Strom [ A ]	Querschnitt [ mm <sup>2</sup> ]
280-601	UL	E45172	600	20	28-12
280-602	UL	E45172	600	20	28-12
280-603	UL	E45172	600	20	28-12
280-604	UL	E45172	300	15	28-12
280-606	UL	E45172	300	10	28-12
280-607	UL	E45172			28-12
280-610	UL	E45172	300	10	28-12
280-612	UL	E45172	300	15	28-12
280-616	UL	E45172	300	10	28-12
280-621	UL	E45172	600	15	28-12

### Search Result c) Certification Agency and Item Numbers:

*The whole range of products approved by that agency will be displayed.*

**Item Number Index**

Item no.	Page	Item no.	Page	Item no.	Page	Item no.	Page
<b>206 Series</b>		770 - 245	57	770 - 631/106 - 000	79	770 - 725	62
206 - 118	125	770 - 253	25	770 - 631/107 - 000	79	770 - 733	29
206 - 124	125	770 - 254	45	770 - 631/109 - 000	79	770 - 733/007 - 000	29
206 - 125	125	770 - 255	57	770 - 631/110 - 000	79	770 - 734	49
206 - 126	125			770 - 631/111 - 000	79	770 - 734/007 - 000	49
206 - 127	125	770 - 305	58	770 - 631/112 - 000	79	770 - 735	63
206 - 128	125	770 - 315	58	770 - 632/138 - 000	79	770 - 735/007 - 000	63
		770 - 325	58	770 - 633	35	770 - 743	28
		770 - 335	58	770 - 634	35	770 - 744	48
				770 - 635	35	770 - 745	62
		770 - 401	24	770 - 636	35	770 - 753	29
		770 - 405	59	770 - 637	37	770 - 754	49
		770 - 408	31	770 - 638	37	770 - 755	63
		770 - 415	59	770 - 640	68		
<b>210 Series</b>		770 - 418	31	770 - 643	28	770 - 803	32
210 - 333	127	770 - 425	59	770 - 644	48	770 - 803/011 - 000	33
210 - 334	127	770 - 428	31	770 - 645	62	770 - 804	50
		770 - 435	59	770 - 653	34	770 - 804/011 - 000	51
210 - 619	124	770 - 438	31	770 - 655	66	770 - 805	64
210 - 620	124			770 - 656	34	770 - 805/011 - 000	65
210 - 621	124	770 - 503	26	770 - 657	36	770 - 813	32
210 - 622	124	770 - 503/021 - 000	27	770 - 658	36	770 - 813/011 - 000	33
210 - 635	124	770 - 503/023 - 000	26	770 - 659	67	770 - 814	50
210 - 636	124	770 - 503/032 - 000	27	770 - 661	70	770 - 814/011 - 000	51
		770 - 504	46	770 - 665	34	770 - 815	64
		770 - 504/023 - 000	46	770 - 667	34	770 - 815/011 - 000	65
		770 - 505	60	770 - 670	34	770 - 823	32
		770 - 505/021 - 000	61	770 - 671	67	770 - 823/011 - 000	33
		770 - 505/023 - 000	60	770 - 672	67	770 - 824	50
<b>770 Series</b>		770 - 506/029 - 000	80	770 - 673	35	770 - 824/011 - 000	51
770 - 100	127	770 - 507/047 - 000	81	770 - 675	67	770 - 825	64
770 - 101	24	770 - 513	26	770 - 676	52	770 - 825/011 - 000	65
770 - 103	24	770 - 513/021 - 000	27	770 - 677	52	770 - 833	32
770 - 104	44	770 - 513/023 - 000	26	770 - 681/100 - 000	79	770 - 833/011 - 000	33
770 - 105	56	770 - 513/032 - 000	27	770 - 681/104 - 000	79	770 - 834	50
770 - 111	24	770 - 514	46	770 - 681/106 - 000	79	770 - 834/011 - 000	51
770 - 113	24	770 - 514/023 - 000	46	770 - 681/107 - 000	79	770 - 835	64
770 - 114	44	770 - 515	60	770 - 681/109 - 000	79	770 - 835/011 - 000	65
770 - 115	56	770 - 515/021 - 000	61	770 - 681/110 - 000	79	770 - 843	32
770 - 121	24	770 - 515/023 - 000	60	770 - 681/111 - 000	79	770 - 843/011 - 000	33
770 - 123	24	770 - 516/029 - 000	80	770 - 681/112 - 000	79	770 - 844	50
770 - 124	44	770 - 517/047 - 000	81	770 - 682/138 - 000	79	770 - 844/011 - 000	51
770 - 125	56	770 - 523	26	770 - 683	35	770 - 845	64
770 - 131	24			770 - 684	35	770 - 845/011 - 000	65
770 - 133	24	770 - 601	35	770 - 685	35	770 - 853	32
770 - 134	44	770 - 603	34	770 - 686	35	770 - 853/011 - 000	33
770 - 135	56	770 - 605	66	770 - 687	37	770 - 854	50
		770 - 606	34	770 - 688	37	770 - 854/011 - 000	51
		770 - 607	36	770 - 690	68	770 - 855	64
770 - 201	24	770 - 608	36	770 - 693	28	770 - 855/011 - 000	65
770 - 203	25	770 - 609	67	770 - 694	48		
770 - 204	45	770 - 611	70	770 - 695	62	770 - 901	66
770 - 205	57	770 - 615	34			770 - 902	66
770 - 213	25	770 - 617	67	770 - 703	28	770 - 903	66
770 - 213/002 - 00030		770 - 619	66	770 - 703/009 - 000	28	770 - 907	36
770 - 214	45	770 - 620	67	770 - 704	48	770 - 934	35
770 - 215	57	770 - 621	67	770 - 705	62	770 - 936	35
770 - 221	24	770 - 622	67	770 - 713	29	770 - 940	68
770 - 223	25	770 - 623	35	770 - 713/007 - 000	29	770 - 951	66
770 - 224	45	770 - 625	67	770 - 714	49	770 - 952	66
770 - 225	57	770 - 626	52	770 - 714/007 - 000	49	770 - 953	66
770 - 233	25	770 - 627	52	770 - 715	63	770 - 967	34
770 - 233/002 - 00030		770 - 629/101 - 000	78	770 - 715/007 - 000	63	770 - 970	34
770 - 234	45	770 - 629/102 - 000	78	770 - 723	28		
770 - 235	57	770 - 631/100 - 000	79	770 - 723/009 - 000	28	770 - 1105	57
770 - 243	25	770 - 631/104 - 000	79	770 - 724	48	770 - 1115	57
770 - 244	45						



Item no.	Page	Item no.	Page	Item no.	Page	Item no.	Page
770 - 1303	25	771 - 9973/217 - ...	43	<b>772 Series</b>		890 - 131	10
770 - 1305	57			772 - 260	104	890 - 132	10
770 - 1313	25	771 - 9975/006 - ...	74	772 - 261	104	890 - 133	16
770 - 1315	57	771 - 9975/007 - ...	77	772 - 262	105		
770 - 1324	45	771 - 9975/016 - ...	74	772 - 263	105	890 - 202	11
770 - 1325	57	771 - 9975/017 - ...	77	772 - 267	104	890 - 203	17
770 - 1334	45	771 - 9975/106 - ...	74	772 - 268	105	890 - 212	11
770 - 1335	57	771 - 9975/107 - ...	77	772 - 269	105	890 - 213	17
770 - 1343	25	771 - 9975/116 - ...	74			890 - 222	11
770 - 1353	25	771 - 9975/117 - ...	77			890 - 223	17
770 - 1363	25	771 - 9975/206 - ...	74			890 - 232	11
770 - 1373	25	771 - 9975/207 - ...	77			890 - 233	17
770 - 1373/146 - 000	30	771 - 9975/216 - ...	74			890 - 242	11
770 - 1373/147 - 000	30	771 - 9975/217 - ...	77			890 - 243	17
770 - 1373/148 - 000	30			<b>774 Series</b>		890 - 252	11
770 - 1373/149 - 000	30	771 - 9985/006 - ...	73	774 - 9993/006 - ...	88	890 - 253	17
		771 - 9985/007 - ...	76	774 - 9993/007 - ...	89		
770 - 2105	62	771 - 9985/016 - ...	73	774 - 9993/016 - ...	88	890 - 392	124
770 - 2115	63	771 - 9985/017 - ...	76	774 - 9993/017 - ...	89	890 - 393	124
770 - 2115/007 - 000	63	771 - 9985/106 - ...	73	774 - 9993/106 - ...	88		
		771 - 9985/107 - ...	76	774 - 9993/107 - ...	89	890 - 502	11
770 - 2303	28	771 - 9985/116 - ...	73	774 - 9993/116 - ...	88	890 - 503	17
770 - 2305	62	771 - 9985/117 - ...	76	774 - 9993/117 - ...	89	890 - 512	11
770 - 2313	29	771 - 9985/206 - ...	73	774 - 9993/206 - ...	88	890 - 513	17
770 - 2313/007 - 000	29	771 - 9985/207 - ...	76	774 - 9993/207 - ...	89	890 - 523	16
770 - 2315	63	771 - 9985/216 - ...	73	774 - 9993/216 - ...	88		
770 - 2324	48	771 - 9985/217 - ...	76	774 - 9993/217 - ...	89	890 - 601	13
770 - 2325	62			774 - 9994/006 - ...	90	890 - 606	19
770 - 2334	49	771 - 9993/006 - ...	38	774 - 9994/016 - ...	90	890 - 615	19
770 - 2334/007 - 000	49	771 - 9993/007 - ...	42	774 - 9994/106 - ...	90	890 - 623	19
770 - 2335	63	771 - 9993/016 - ...	38	774 - 9994/116 - ...	90	890 - 634	19
770 - 2335/007 - 000	63	771 - 9993/017 - ...	42	774 - 9994/206 - ...	90	890 - 636	19
770 - 2343	28	771 - 9993/106 - ...	38	774 - 9994/216 - ...	90	890 - 642	12
770 - 2353	29	771 - 9993/107 - ...	42			890 - 643	18
770 - 2363	28	771 - 9993/116 - ...	38			890 - 656	19
		771 - 9993/117 - ...	42			890 - 665	19
770 - 3105	64	771 - 9993/206 - ...	38	<b>831 Series</b>		890 - 673	19
770 - 3105/011 - 000	65	771 - 9993/207 - ...	42	831 - 3105/019 - 004	84	890 - 684	19
770 - 3115	64	771 - 9993/216 - ...	38	831 - 3105/019 - 050	84	890 - 686	19
770 - 3115/011 - 000	65	771 - 9993/217 - ...	42			890 - 692	12
		771 - 9993/306 - ...	40			890 - 693	18
		771 - 9993/406 - ...	40				
		771 - 9993/805 - ...	41			890 - 702	12
						890 - 703	18
		771 - 9994/006 - ...	54			890 - 712	12
		771 - 9994/016 - ...	54			890 - 713	18
<b>771 Series</b>		771 - 9994/106 - ...	54			890 - 722	12
771 - 8965/007 - ...	71	771 - 9994/116 - ...	54			890 - 723	18
771 - 8965/017 - ...	71	771 - 9994/206 - ...	54			890 - 732	12
771 - 8965/107 - ...	71	771 - 9994/216 - ...	54			890 - 733	18
771 - 8965/117 - ...	71					890 - 742	12
		771 - 9995/006 - ...	72	<b>888 Series</b>		890 - 743	18
771 - 8973/2 .. - ...	40	771 - 9995/007 - ...	75	888 - 0402/0510 - 0000	127	890 - 752	12
771 - 8993/1004 - 051	41	771 - 9995/016 - ...	72			890 - 753	18
		771 - 9995/017 - ...	75				
771 - 9973/006 - ...	39	771 - 9995/106 - ...	72			890 - 1102	11
771 - 9973/007 - ...	43	771 - 9995/107 - ...	75			890 - 1112	11
771 - 9973/016 - ...	39	771 - 9995/116 - ...	72				
771 - 9973/017 - ...	43	771 - 9995/117 - ...	75	<b>890 Series</b>		890 - 2102	12
771 - 9973/106 - ...	39	771 - 9995/206 - ...	72	890 - 102	10	890 - 2112	12
771 - 9973/107 - ...	43	771 - 9995/207 - ...	75	890 - 103	16		
771 - 9973/116 - ...	39	771 - 9995/216 - ...	72	890 - 111	10	890 - 1606	13
771 - 9973/117 - ...	43	771 - 9995/217 - ...	75	890 - 112	10	890 - 1615	13
771 - 9973/206 - ...	39			890 - 113	16	890 - 1617	13
771 - 9973/207 - ...	43			890 - 122	10	890 - 1620	13
771 - 9973/216 - ...	39			890 - 123	16	890 - 1622	13

**Item Number Index**

Item no.	Page	Item no.	Page	Item no.	Page	Item no.	Page
890 - 1634	13	<b>894 Series</b>		897 - 262	107		
890 - 1636	13	894 - 8992/033 - 106	100	897 - 453	107		
890 - 1656	13	894 - 8992/033 - 107	101				
890 - 1665	13	894 - 8992/033 - 306	100	897 - 839	116		
890 - 1672	13	894 - 8992/033 - 307	101	897 - 859	118		
890 - 1684	13	894 - 8992/033 - 506	100	897 - 878	106		
890 - 1686	13	894 - 8992/033 - 507	101				
		894 - 8992/133 - 106	100	897 - 900	106		
		894 - 8992/133 - 107	101	897 - 901	121		
		894 - 8992/133 - 306	100	897 - 931	126		
		894 - 8992/133 - 307	101	897 - 951	126		
		894 - 8992/133 - 506	100	897 - 952	126		
		894 - 8992/133 - 507	101	897 - 970	126		
<b>891 Series</b>		894 - 8992/233 - 106	100	897 - 971	126		
891 - 8992/005 - ...	14	894 - 8992/233 - 107	101	897 - 972	126		
891 - 8992/015 - ...	14	894 - 8992/233 - 306	100				
891 - 8992/105 - ...	14	894 - 8992/233 - 307	101	897 - 1050	119		
891 - 8992/115 - ...	14	894 - 8992/233 - 506	100	897 - 1051	119		
891 - 8992/205 - ...	14	894 - 8992/233 - 507	101	897 - 1052	119		
891 - 8992/215 - ...	14						
891 - 8992/006 - ...	15			897 - 1650	121		
891 - 8992/016 - ...	15			897 - 1651	121		
891 - 8992/106 - ...	15			897 - 1652	121		
891 - 8992/116 - ...	15						
891 - 8992/206 - ...	15						
891 - 8992/216 - ...	15						
		<b>895 Series</b>					
891 - 8993/005 - ...	20	895 - 1051	118				
891 - 8993/015 - ...	20	895 - 1052	118				
891 - 8993/105 - ...	20						
891 - 8993/115 - ...	20	895 - 1601	120				
891 - 8993/205 - ...	20	895 - 1602	120				
891 - 8993/215 - ...	20	895 - 1603	120				
		895 - 1604	120				
		895 - 1605	120				
		895 - 1651	120				
		895 - 1652	120				
<b>893 Series</b>							
893 - 121	112						
893 - 122	113	<b>896 Series</b>					
893 - 129	113	896 - 231	116				
		896 - 232	116				
893 - 261	108	896 - 233	117				
893 - 262	109	896 - 234	117				
893 - 269	109						
893 - 1002	94						
893 - 1012	94						
893 - 1022	95						
893 - 1032	95						
		<b>897 Series</b>					
893 - 1606	98	897 - 120	114				
893 - 1656	99	897 - 121	114				
		897 - 122	114				
893 - 2002	96						
893 - 2012	96	897 - 230	117				
893 - 2022	97	897 - 231	117				
893 - 2032	97	897 - 232	117				
		897 - 250	106				
		897 - 251	106				
		897 - 253	106				
		897 - 260	107				
		897 - 261	107				



	Catalog Catalog (page)
<b>A</b>	
Actuator and actuator LED terminal blocks	
– Rail-mounted terminal blocks	1
Actuator cables	3, 4
Additional modules for matrix patchboards	1
Addressing tool	3
Alternate comb type jumper bars	1
Analog input modules	3
Analog output modules	3
Analog signal conditioning modules, pluggable	4
AND gate modules	
– pluggable	4
Angled female connectors	
see "MULTI CONNECTION SYSTEM",	
100% protected against mismatching,	
standard version	2
Angled support brackets	1, 3, 4
Antenna (SMA plug)	3, 4, 5 (78)
Approvals	1, 2, 3, 4
AS-Interface I/O system	3
AS-Interface master module	3
AS-Interface power supply unit	3, 4
AS-Interface slaves	3
A/D converters in DIN-rail mountable enclosures	4
<b>B</b>	
Back-up capacitor module	3, 4
BACnet controller	3
Banana plugs	1
Binary spacer module	3
Bistable switching relays	
– DIN-rail mountable	4
– pluggable	4
Block I/O SYSTEM	3
Bluetooth I/O module	3
Bridge rectifiers	4
Building automation	3
Busbar terminal blocks	1

	Catalog Catalog (page)
<b>C</b>	
Cable assemblies	
– WINSTA® MINI	5 (14, 20)
– WINSTA® MIDI	5 (38, 54, 72)
– WINSTA® RD	5 (88)
– WINSTA® KNX	5 (100)
Cable harness support	1
Cable marking	3, 4
Cables and connectors	3, 4
Cables and connectors	
for fieldbus systems	3
CAGE CLAMP® connection	1, 2
CAGE CLAMP®S connection	1, 2, 5 (7)
CAL® fieldbus components	3
CANopen® fieldbus components	3
Carrier rails	1, 3, 4
Carrier/Receptacle terminal blocks, f.-e.,	
as double/triple deck terminal blocks	
X-COM®-SYSTEM	1
CC-Link fieldbus coupler	3
CC-Link fieldbus connector	3
CD ELECTRONICC Tools and Docs	3, 4
CE marking	1, 2, 3, 4
Changeover modules, pluggable	4
Changeover rocker switch	4
Codings, WINSTA®	5 (146 - 147)
Collective carrier for jumpers	1
Comb type jumper bars	1
Combi PCB terminal blocks	2
Combi strip	2
Commissioning software	3, 4
Common potential matrix patchboards	1
Commoning strips	
for PCB terminal strips	2
Compact terminal blocks	
see "Miniature (rail-mounted) terminal blocks"	
Compact terminal strips	1
Companies and representations	
WAGO worldwide	1, 2, 3, 4, 5 (168)
Computer marking	1, 2, 3, 4
Condition monitoring	3
Configuration cable	3
Configuration files	3
Connecting cable	3, 4
Connection modules	
for sensors and actuators	4
Connection of aluminum wires	1
Connector system,	
10 or 20 poles	2
Connector, pluggable	3
Connectors for KNX bus coupler units	2
Connectors	
– wire-tap branch ; 3- and 6-pole	
(elevator shaft technology)	2
– for KNX applications	2, 5 (92 - 101)
– 10- or 20-pole connectors for racks	2
– for PCBs	2, 5 (32, 50, 64)
– MULTI CONNECTION SYSTEM	2
– WINSTA®	5
– X-COM®-SYSTEM	1, 2

	Catalog Catalog (page)
Constant voltage sources,	
– DIN-rail mountable	3, 4
Contact paste "Alu-Plus"	1, 2
Converter, DC/DC	
– DIN-rail mountable	4
– Rail-mounted terminal block	4
Converters, 10 Bit A/D, D/A	
in DIN-rail-mountable enclosure	4
Cover for rail-mounted terminal blocks	1
Crimping tools for ferrules	1, 2
Current-carrying capacity curves	
– X-COM®-SYSTEM	1, 2
– MULTI CONNECTION SYSTEM	2
Current flow monitoring modules,	
pluggable	4
<b>D</b>	
DALI/DSI master module	3
Data exchange coupler	3
Data exchange module	3
DC/DC converters	
– Terminal blocks	4
– DIN-rail mountable	4
Decade marker carrier	1
Decentralized building automation	3
Derating curves	
see "current-carrying capacity curves"	
Device connectors	
– WINSTA® MINI	5 (12, 18)
– WINSTA® MIDI	5 (28, 48, 62)
DeviceNet® fieldbus components	3
Differential inputs and differential measurement inputs,	
see "Analog input modules"	3
Digital impulse interface	3
Digital input modules	3
Digital output modules	3
Diode double deck terminal blocks, f.-e.	1
Diode gate modules,	
– DIN-rail mountable	4
– pluggable	4
Diode modules, for carrier or through terminal blocks, pluggable	1
Diode triple deck terminal blocks, f.-e.	1
Diode terminal blocks, f.-e.	1
Disconnect terminal blocks, f.-e.,	
angled type,	
with movable disconnect slide link,	
knife disconnect	
horizontal type,	
double deck terminal blocks,	
with disconnect tab	1

	Catalog Catalog (page)
Disconnect terminal blocks for test and measurement, f.-e., angled type (for current or voltage transformer circuits), horizontal type, with movable knife disconnect, disconnect tab	1
Disconnect terminal blocks for test and measurement, s.-e.	1
Distribution cables (sensor/actuator)	3, 4
Distribution connectors, WINSTA®	
– MINI	5 (13, 19)
– MIDI	5 (34, 52, 67)
– KNX	5 (98, 99)
Distribution terminal blocks, f.-e. see "topJob® multilevel installation terminal blocks"	1
DLL MODBUS®/TCP software	3
Documentation	3, 4
Double deck headers MULTI CONNECTION SYSTEM	2
Double deck terminal blocks, f.-e. Diode terminal blocks, LED terminal blocks	1
Double deck terminal strips for PCBs	2
Double pin headers see MULTI CONNECTION SYSTEM MIDI	2
Double potential terminal blocks, f.-e. for matrix patching	1
Down counter see "Up/down counters"	
D/A converters in DIN-rail mountable enclosures	4
D-Sub fieldbus connector	3

## E

EC directives	1
EDS files see "Configuration files"	
Electronic modules	4
Electronic terminal blocks with pluggable miniature switching relays	4
Empty component plug housings for building custom circuits	
– on terminal blocks for pluggable modules	4
– on rail-mounted terminal blocks	4
Empty housings for building custom circuits	4
Enclosures for WAGO-I/O-SYSTEM 750	3
End module	3
End stops	
– for DIN 15 rail	1
– for DIN 35 rail	1, 3, 4

## F

	Catalog Catalog (page)
EnOcean switches	3, 4
EnOcean technology	3, 4
ETHERNET® fieldbus components	3
Ex e II Double potential through terminal blocks, f.-e.	1
Ex e II Miniature ground (earth) conductor terminal blocks, for DIN 15 and DIN 35 rails	1
Ex e II Miniature through terminal blocks, f.-e., for DIN 15 and DIN 35 rails	1
Ex e II Modular terminal blocks and terminal strips, with fixing flanges or snap-in mounting feet, f.-e., s.-e.	1
Ex e II PCB terminal blocks	2
Ex e II Through terminal blocks, f.-e., angled type, topJob®, TOPJOB®S, horizontal type	1
Ex i Fieldbus modules	3
Ex i Terminal blocks see "Through terminal blocks"	
Extended input voltage and operating temperature range	4
8-level terminal blocks for matrix patching and potential terminal blocks	1

## F

Fault indicator modules, pluggable	4
Feedthrough terminal strips – for PCBs	2
Ferrules	1, 2
Female and male connectors see "Connectors; e.g., for racks"	
Female connectors see MULTI CONNECTION SYSTEM	2
Female sockets for elevator shaft technology	2
Female terminal blocks	2
Field side connection module	3
Field side power supply filter module	3
Fieldbus components	3
Fieldbus controllers	3
Fieldbus couplers	3
Fieldbus plugs	3
Filter modules	3
Firewire fieldbus coupler	3
FIT CLAMP connection (IDC)	1
Flat cable systems	5 (102 - 121)
Flip-Flop module	4

## G

	Catalog Catalog (page)
Function blocks	4
Function blocks for building automation	3
Fuse modules	
– pluggable on carrier terminal blocks	1
– pluggable on receptacle terminal blocks	4
Fuse terminal blocks, f.-e., angled type for mini-automotive blade-type fuses, with pivotable fuse holder	1
Fuse terminal blocks, s.-e.	1
4-level terminal blocks for matrix patching and potential terminal blocks	1
4-conductor terminal strips for electrical devices	1
4-conductor terminal blocks see "Through terminal blocks, ground (earth) conductor terminal blocks, etc."	

## G

Gate modules	
– DIN-rail mountable	4
– pluggable	4
Ground (earth) conductor disconnect terminal blocks, f.-e.	1
Ground (earth) conductor disconnect terminal blocks, s.-e.	1
Ground (earth) conductor terminal blocks, angled type, f.-e., supply terminal blocks, topJob® (rail-mounted) terminal blocks, horizontal type, f.-e., 4 mm <sup>2</sup> double deck terminal blocks triple deck terminal blocks TOPJOB®S rail-mounted) terminal blocks	1
Ground (earth) conductor terminal blocks, miniature – for DIN 15 and DIN 35 rails	1
Ground (earth) conductor terminal blocks with IDC connection (FIT CLAMP)	1
Ground (earth) conductor terminal blocks, s.-e., high current	1
Group marker carriers	1, 3, 4
GSD files see "Configuration files"	

	Catalog Catalog (page)
<b>H</b>	
Headers and male connectors	
<i>MULTI CONNECTION SYSTEM</i>	2
X-COM®.SYSTEM	1, 2
Headers for double deck assembly	
<i>MULTI CONNECTION SYSTEM</i>	2
High current PCB terminal blocks and terminal strips	2
h-distribution connectors	
– WINSTA® MINI	5 (13, 19)
– WINSTA® MIDI	5 (35)
<b>I</b>	
IDC connection (FIT CLAMP)	1
IEC/EN specifications	1, 3, 4
Incremental encoder interface	3
Indicator modules	
see "LED gate modules, connectors, terminal blocks"	
Industrial compact PC	3
Input voltage range, extended	4
Installation distribution terminal blocks	
see also "Multilevel installation terminal blocks"	
Insulation stops for matrix patchboards, rail-mounted terminal blocks, terminal strips	1
INTERBUS® fieldbus components	3
Interface modules	4
– for sensors and actuators	4
– for ETHERNET	4
– for ERNI mating connector	4
– for Harting mating connector	4
– for Siemens-SIMATIC	4
– for connectors	4
– with header	4
– with subminiature D connectors	4
Interface software	3
Intermediate coupler, WINSTA®	
– MIDI	5 (34, 66)
Internal data bus extension modules	3
Intruder detection see	
"Digital input modules"	3
Isolation amplifier	4
Item number index	1, 2, 3, 4, 5 (158)
I/O enclosures	3
I/O modules	
see WAGO-I/O-SYSTEM	3
I/O modules for severe conditions	
– WAGO-I/O-SYSTEM 755	3
I/O system	3
II/O-LIGHTBUS fieldbus components	3

	Catalog Catalog (page)
<b>J</b>	
Jumpers for rail-mounted terminal blocks	
– Step-down jumpers,	
– staggered jumpers	1
– Push-in type wire jumpers	1
JUMPFLEX	4
Junction and distribution connectors, MICRO for KNX applications	2
<b>K</b>	
KNX applications	
– MICRO junction and distribution connectors	2
– Connectors (bus coupler units)	2, 5 (92 - 101, 113)
KNX IP controller	3
KNX/EIB/TP1 module	3
<b>L</b>	
Lamp demonstration connector ("Service" connectors)	1
Lamp test circuit gate modules	
– DIN-rail mountable	4
Laterally movable marking system	1
LED and neon indicator modules, pluggable	1
LED double deck terminal blocks, f.-e.	1
LED gate modules,	
– DIN-rail mountable	4
– pluggable	4
LED terminal blocks, f.-e.	1
LED triple deck terminal blocks, f.-e.	1
Lighting connectors	1
Lighting control DALI/DSI	3
Lighting protection	4
Locking levers	
– WINSTA® MINI	5 (10)
– WINSTA® MIDI	5 (24)
Lockout cap, WINSTA®	
– MINI	5 (12, 18)
– MIDI	5 (24, 28, 44, 48, 56, 62)
Lockout caps	2
Longitudinal disconnect terminal blocks	1
LONWORKS® fieldbus components	3

	Catalog Catalog (page)
<b>M</b>	
Magnetic antenna	3, 4
Male and female connectors	
see "Connectors; e.g., for racks"	
Manual operation module	4
Manuals for fieldbus components	3
Marker branches	1
Marker cards	
– (Miniature WSB cards) Miniature WAGO Quick marking system	1, 2, 3, 4
– Self-adhesive strips	
computer marked	1
– (WMB cards) WAGO Multi marking system	1, 2, 3, 4
– (WSB cards) WAGO Quick marking system	1, 2, 4
Marker cards	
for WAGO group marker carriers	1, 3, 4
Marker carriers	1
Marker strips, self-adhesive	2
Marker tags	1
Marking	1, 2, 3, 4, 5 (127)
Marking pen with fiber tip	1, 2, 3, 4
Material specification for insulation materials, contact materials, contact surface	1
Measurement and disconnect terminal blocks	
see "Disconnect terminal blocks for test and measurement"	
MICRO junction and distribution connectors for KNX applications	2
MICRO push-wire connectors for junction boxes	1
Miniature ground (earth) conductor terminal blocks, f.-e.	
for DIN 15 and DIN 35 rails	1
Miniature switching relays	4
Miniature through terminal blocks, f.-e.	
for DIN 15 and DIN 35 rails	1
Miniature WSB Quick marking system (marker cards)	1, 2, 3, 4
MODBUS® fieldbus components	3
Modular feed-through terminal blocks	2
Modular I/O system	
WAGO-I/O-SYSTEM 750	3
Modular PCB female connectors	2
Modular PCB terminal blocks	
– Fuse and disconnect/test terminal blocks	
– f.-e. and s.-e., high current	
– 1-conductor, 2-conductor	2
Modular terminal blocks	
– with screw-clamp connection	2
Modular terminal blocks and terminal strips with fixing flanges or snap-in mounting feet, f.-e., s.-e.	1
Modular test plug adapters	
see "Test plug adapters"	
Modular test plugs	
with CAGE CLAMP®S connection	1
Modules for building custom circuits	4

	Catalog Catalog (page)
Modules for sensors and actuators	
– DIN-rail mountable	4
Modules in DIN-rail mountable enclosure	
– Manual control module	4
– Radio receiver	4
– Switching relays	4
– for building custom circuits	4
Monitoring modules,	
current flow monitoring	4
Mounting accessories	1
Mounting carrier,	
– for isolated mounting on DIN 35 rail	1
– <i>MULTI CONNECTION SYSTEM</i>	2
Mounting carriers and mounting feet	
for DIN-rail mounting PCBs	4
Mounting carriers for push-wire connectors	
243 Series, 273 Series	1
Mounting plates,	
for WINSTA® distribution connectors	
– MINI	5 (12, 18)
– MIDI	5 (34, 36, 66, 68, 70)
– IDC	5 (104)
Multi-port device taps for DeviceNet	3
<i>MULTI CONNECTION SYSTEM</i>	
– MICRO 100% protected against mismatching	
Pin spacing 2.5 mm	2
– MIDI 100% protected against mismatching	
Pin spacing 5 mm PressIn technique	2
– MIDI standard	
Pin spacings: 5 mm, 5 mm reflow soldering,	
5.08 mm, 7.5 mm, 7.62 mm	2
– MINI 100% protected against mismatching	
Pin spacings: 3.5 mm,	
3.5 mm PressIn technique,	
3.5 mm reflow soldering, 3.81 mm,	
3.81 mm PressIn technique	2
Multifunction timing relay, pluggable	4
Multilevel installation terminal blocks, topJob®	1
Multilevel PCB terminal strips	
Double deck, triple deck, quadruple deck	
terminal strips	2
Multilevel rail-mounted terminal blocks	
Double deck, triple deck, quadruple deck	
terminal blocks	1
Multilevel terminal blocks, topJob® terminal blocks	
see "Multilevel installation terminal blocks"	
Multirange timing relay, pluggable	4
<b>N</b>	
Neon indicator modules	1
N-conductor disconnect terminal blocks, topJob®	1

## O

	Catalog Catalog (page)
OPC Server for MODBUS-/TCP	3
Operating stickers	1, 2
Operating tool	1, 2, 3, 4, 5 (124)
Optocouplers	
– Rail-mounted terminal blocks	4
– Pluggable modules	4
Order forms on request	

## P

Parameterization files	
see "Configuration files"	
Parameterizing software	3, 4
Patching systems	
– Common potential matrix patchboards,	
terminal blocks for matrix patching	
(3-conductor double potential through	
terminal blocks)	
– Terminal blocks for matrix patching and	
same potential terminal blocks	
(4-level terminal blocks, 8-level terminal blocks)	
– Matrix patchboards with CAGE CLAMP®	
connection	1
PCB feedthrough connectors	
see <i>MULTI CONNECTION SYSTEM</i>	2
PCB female connectors	2
PCB terminal blocks and terminal strips, with	
CAGE CLAMP® connection,	
PressIn technique,	
reflow soldering,	
with screw clamp connection,	
with push-wire connection	2
Pin modules for rail-mounted terminal blocks	
for Wire-Wrap or Termin-Point connections	1
Pluggable connector	3
Pluggable fuse modules	
– for carrier terminal blocks	1
– for receptacle terminal blocks	4
– for double/triple deck terminal blocks	1
Pluggable on carrier terminal blocks	4
Plugs for elevator shaft technology	2
PressIn technique	
PCB terminal strips	2
<i>MULTI CONNECTION SYSTEM</i>	
3.5 mm, 3.81 mm, 5 mm	2
Pre-assembled cable	3, 4
Primary switch mode power supply units	3, 4
PROFIBUS® fieldbus components	3
PROFINET I/O fieldbus components	3
PROFIsafe, safety modules	3

	Catalog Catalog (page)
Programmable fieldbus controllers	3
Programming interface, wireless	3
ProServe	
WAGO services	1, 2, 3, 4
Power supplies	
– Constant voltage sources	3, 4
– Power supply units, DIN-rail mountable	3, 4
– Power supply units, in shielded-metal housing	3, 4
PT 100 analog input module	3
Pulse width output module	3
Push buttons	2
Push-in type wire jumpers	
for rail-mounted terminal blocks	1
Push-wire connection	1, 2
Push-wire connectors	
for KNX applications	2
Push-wire connectors for junction boxes	1
Push-wire connectors for junction boxes, MICRO	1

## Q

Quadruple deck terminal strips	
for PCBs	2
Quadruple deck rail-mounted terminal blocks	
(for fast electric motor wiring)	1

## R

Radio adapter	3
Radio receiver in DIN-rail mountable enclosure	4
Radio receiver in the WINSTA box	4, 5 (78)
Radio receiver module	3
Railway applications	4
Rail-mounted modules	
for building custom circuits	4
Rail-mounted spacer blocks	1, 2
Rail-mounted terminal blocks for fast electric motor	
wiring (quadruple deck)	1
Rail-mounted terminal blocks	
with CAGE CLAMP® connection,	
CAGE CLAMP® COMPACT connection,	
CAGE CLAMP®S connection,	
FIT CLAMP (IDC) connection	1
– with coupler function	4
– with overvoltage protection	4
– for building custom circuits	4

	Catalog Catalog (page)
Reflow soldering	
PCB connectors	
<i>MULTI CONNECTION SYSTEM</i> :	
3.5 mm, 5 mm	2
Relay modules	
– in DIN-rail mountable enclosure	4
– Terminal blocks	4
– with miniature switching relay	4
– DIN-rail mountable	4
– pluggable	4
Relay output modules	3
Relay sockets	
– DIN-rail mountable	4
– with miniature switching relay	4
Repeater power supply	4
Resistance sensors	3
Resistive temperature device (RTD) input module	3
Resistor bridges (strain gauge)	3
Resistor gate modules	
– DIN-rail mountable	4
RJ-45 connectors	3
RS-232 serial interface	3
RS-485 serial interface	3
RTC module	3
<b>S</b>	
Safety modules	3
Safety relays, DIN-rail mountable	4
Sales regions, worldwide	1, 2, 3, 4, 5 (168)
Same potential terminal blocks and terminal blocks for matrix patching	
4-level terminal blocks,	
8-level terminal blocks	1
Screwdrivers	1, 2, 3, 4, 5 (124)
Secondary connection modules	1
Seminars	3, 4
Sensor cable	3, 4
Sensor terminal blocks and sensor LED terminal blocks	
Rail-mounted terminal blocks	1
Sensor/Actuator boxes	3, 4
Separation module	3
Serial interface	3
Service and programming software	
WAGO-I/O-SYSTEM 759	3
“Service” connectors	1
Services “ProServe”	1, 2, 3, 4
Shield (screen) connecting system	
Shield (screen) clamping saddle	1, 3, 4
Shield (screen) terminal blocks, angled type, f.-e.,	
topJob® (rail-mounted) terminal blocks	
horizontal type,	
triple deck terminal blocks	1

	Catalog Catalog (page)
Signal splitter	4
Snap-in connectors, WINSTA®	
– MINI	5 (12, 18)
– MIDI	5 (28, 48, 62)
Software	
– “WAGO SCRIPT”	1, 2
– “WAGO frame”	3, 4
Software for building installation	
WAGO-I/O-SYSTEM 759	3
Software tool	3
Spacers for sensor and actuator terminal blocks	1
Specialty I/O modules	3
Specifications	
– IEC/EN	1, 2, 3, 4
– UL-Underwriters Laboratories USA	
– Tests and test procedures per UL standards	1, 2
SSI transmitter interface	3
Staggered jumpers	
for rail-mounted terminal blocks	1
Stepper module	3
Step-down jumpers for through terminal blocks, f.-e., s.-e.	1
Strain relief housings	
for <i>MULTI CONNECTION SYSTEM</i>	
MIDI and MINI	2
for WINSTA®	
– MINI	5 (11, 17)
– MIDI	5 (26, 46, 60, 80)
Strain relief plates	
for female plugs and male connectors with CAGE CLAMP® connection	1
for <i>MULTI CONNECTION SYSTEM</i>	
MICRO, MIDI, MINI	2
Stripping knife for flat cables	5 (126)
Stripping tools	1, 2, 3, 4, 5 (125)
Subsidiaries and representations	
WAGO worldwide	1, 2, 3, 4, 5 (168)
Surge suppression modules	
– as rail-mounted terminal blocks	4
– Terminal blocks	4
– pluggable	4
Supply terminal blocks, 1-conductor ground (earth) terminal block, N-disconnect terminal blocks	1
Supply module	3
Supply modules, WINSTA® IDC	5 (104, 108, 112, 116, 118, 120)
Switching modules, pluggable changeover	4
Switching relay modules	
– Rail-mounted terminal blocks	4
– in DIN-rail mountable enclosure	4
– DIN-rail mountable	4
– pluggable	4
System I/O modules	3
SO interface	4

	Catalog Catalog (page)
<b>T</b>	
T marker tag	1
T-distribution connectors	
– WINSTA® MINI	5 (13, 19)
– WINSTA® MIDI	5 (34, 52, 67)
– WINSTA® KNX	5 (98)
Tap-off modules	
WINSTA® IDC	5 (105, 109, 113, 116, 118, 120)
Technical information,	
– general	1, 2, 3, 4, 5 (144)
– hazardous areas	1, 3, 4
Technical support	3, 4
Telecontroller	3
Temperature range, extended	4
Temperature transducers, pluggable modules	4
Terminal block marking	1, 2
Terminal blocks for pluggable modules, f.-e.	4
Terminal blocks with surge suppression devices	4
Terminal blocks (terminal blocks for pluggable modules)	4
Terminal strips and modular terminal blocks with fixing flanges or snap-in mounting feet, f.-e. and s.-e.	1
Terminal strips for electrical devices	1
Terminal strips for PCBs with locking slide, double deck version, triple deck version, quadruple deck version, f.-e. and s.-e., PressIn technique, Reflow soldering, high current version, with finger operated levers, 1-conductor, 2-conductor	2
Test plug adapters for – 255, 256, 257 Series PCB Terminal Blocks – Miniature rail-mounted terminal blocks, rail-mounted terminal blocks	1
Test plugs for <i>MULTI CONNECTION SYSTEM MIDI</i>	2
Testboy	1, 2
Tests and testing procedures	
Electrical tests, environmental tests, mechanical tests, material tests	1
Thermocouple	3
Through terminal blocks, f.-e.	
– angled type	
– for transformer circuits	
– suitable for fuse terminal blocks	
– for automotive blade-type fuses	
– topJob® (rail-mounted) terminal blocks	
– horizontal type	
– 5 mm/0.197 in wide; 4 mm <sup>2</sup> /AWG 10	
– double/triple deck terminal blocks	
– for pluggable modules	



	Catalog Catalog (page)
Through terminal blocks, f.-e.	
– with diodes or LED	
– TOPJOB®S (rail-mounted) terminal blocks	
– distribution terminal blocks	1
Through terminal blocks, miniature	
for DIN 15 and DIN 35 rails	1
Through terminal blocks with	
IDC connection (FIT CLAMP)	1
Through terminal blocks, s.-e., high current	1
Timer relay modules	
– pluggable	4
Tools	1, 2, 3, 4, 5 (122 - 127)
topJob® terminal blocks	
– Through terminal blocks	
– Multilevel installation terminal blocks	
– N-conductor disconnect terminal blocks	
– Shield (screen) terminal blocks	
– Ground (earth) terminal blocks	
– Distribution terminal blocks (see "Multilevel installation terminal blocks")	
– Tools	1
TOPJOB®S	
– Terminal blocks with CAGE CLAMP®S connection	
– Through terminal blocks	
– Ground (earth) terminal blocks	
– Modular test plugs	1
Training	3, 4
Transducers for thermocouples and PT 100	4
Transformer terminal blocks	1
see "Disconnect terminal blocks for test and measurement"	
Transient suppression devices	
– Terminal blocks	4
– Pluggable modules	4
Transverse switching terminal blocks	1
Triple deck installation terminal blocks	
see topJob®	
Triple deck terminal blocks, f.-e.	
Diode terminal blocks, LED terminal blocks	1
Triple deck terminal strips	
for PCBs	2
TTY interface	3
Twin ferrules	4
10 or 20-pole connectors;	
e.g., for racks	1
3-conductor double potential terminal blocks	1
3-conductor terminal blocks	
see "Through terminal blocks, ground (earth) conductor terminal blocks, etc."	
2-conductor female connectors, MULTI CONNECTION SYSTEM	
100% protected against mismatching, standard version	2
2-conductor terminal blocks	
see "Through terminal blocks, ground (earth) conductor terminal blocks, etc."	

## U

	Catalog Catalog (page)
UL specifications	
Underwriters Laboratories USA	1, 2
Up/down counters	3
User manual on	
fieldbus components	3

## V

Variable resistor terminal blocks, f.-e.	1
Vibration velocity/bearing condition monitoring	3
Voltage sources, constant	4
Voltage tester	1, 2, 3, 4

## W

WAGO	
– Worldwide	1, 2, 3, 4, 5 (168)
WAGO CAGE CLAMP® connection	1, 2, 3, 4
WAGO CAGE CLAMP®S connection	1, 2
WAGO I/O-CHECK	3
WAGO-I/O-IPC	3
WAGO-I/O-PRO	3
WAGO-I/O-SYSTEM, fieldbus components	3
WAGO OPC	3
WAGO "ProServe"	1, 3, 4
WAGO SCRIPT	1, 2
WAGO services	1, 2, 3, 4
WAGO Speedway	3
WCB Combi marking system	1
WFB Continuous marking strips	1
WINSTA®	2, 4, 5
Wire cutter	1, 2, 3, 4, 5 (125)
Wire jumpers for rail-mounted terminal blocks	
– push-in type	1
Wire marking	3, 4
Wireless technology	3, 4
Wiring aid, WINSTA®	5 (127)
Wire-tap branch connectors;	
e.g., in elevator shaft technology	2
WMB Inline	4
WMB Multi marking system	1, 2, 3, 4
WSB Quick marking system	1, 2, 4

## X

	Catalog Catalog (page)
X-COM®-SYSTEM	
– Receptacle terminal blocks,	
– Female plugs,	
– Male connectors with CAGE CLAMP® connection,	
– Headers with solder pins	1

# WAGO Worldwide

# - Companies and Representations -

## Argentina

Bruno Schillig S.A.  
Arenales 4030, B1604CFD  
Florida, PBA  
Phone +54 11 4730 1100  
Fax +54 11 4761 7244  
robertor@schillig.com.ar

## Australia

NHP ELECTRICAL ENGINEERING  
PRODUCTS PTY LTD  
43-67 River Street  
Richmond, Victoria, 3121  
P.O. Box 199  
Phone +61 3 9429 2999  
Fax +61 3 9429 1075  
export@wago.com

## Austria

WAGO Kontakttechnik Ges.m.b.H.  
Laxenburger Straße 244  
1230 Wien  
Phone +43 1 6150780  
Fax +43 1 6150775  
info.at@wago.com

## Belgium

WAGO Kontakttechnik  
Excelsiorlaan 11  
1930 Zaventem  
Phone +32 2 7179090  
Fax +32 2 7179099  
info-be@wago.com

## Bosnia and Herzegovina

WAGO Kontakttechnik GmbH & Co. KG  
Representative Office Sofia Bulgaria  
Twardischiki Prohod 21, ap.5  
1404 Sofia  
Phone +359 2 489 46 10  
Fax +359 2 859 21 31  
info-BG@wago.com

## SC\_Technik doo

Kadić Mahala 47  
Bosnia-Herzegovina  
Phone +387 35 821815  
Fax +387 35 821816  
sc\_technik@yahoo.de

## Brasil

WAGO Eletroeletrônicos Ltda  
Rua Américo Simões 1470  
São Roque da Chave  
Itupeva SP Brasil 13295-000  
Phone +55 11 4591 0199  
Fax +55 11 4591 0190  
info.br@wago.com

## Bulgaria

WAGO Kontakttechnik GmbH & Co. KG  
Representative Office Sofia Bulgaria  
Twardischiki Prohod 21, ap.5  
1404 Sofia  
Phone +359 2 489 46 10  
Fax +359 2 859 21 31  
info-BG@wago.com

## RIM Project Ltd.

Probulda - 12 A str., et. 7  
Sofia  
Bulgaria  
Phone +359 2 9310666  
Fax +359 2 9313839  
office@rim-bg.com

## Canada

please contact WAGO USA

## Chile

Desimat Chile  
Av Puerto Vespucio 9670  
Pudahuel Santiago  
Phone +56 2 7470152  
Fax +56 2 7470153  
ventaschile@desimat.cl

## China

WAGO ELECTRONIC (TIANJIN) Co. LTD  
No.5, Quan Hui Road  
Wuqing Development Area  
Tianjin 301700  
Phone +86 22 59617688  
Fax +86 22 59617668  
info-cn@wago.com

## Columbia

T.H.L. Ltda.  
Cra. 49 B # 91-33  
Bogotá  
Phone +57 1 621 85 50  
Fax +57 1 621 60 28  
ventas-thl@thl-tda.com

## Croatia

M.B.A. d.o.o. za trgovinu i zastupanje  
Frana Supila 5  
51211 Matulji HR  
Phone +00385 51 275-736  
Fax +00385 51 275-066  
mba@ri.htnet.hr

## Czech Republic

WAGO Elektro spol. sr. o.  
Rozvodova 1116/36  
143 00 Praha 4 - Modřany  
Phone +420 261 090 143  
Fax +420 261 090 144  
info.cz@wago.com

## Denmark

WAGO Danmark  
Filial of WAGO Kontakttechnik GmbH & Co. KG  
Lejrvej 29  
3500 Værløse  
Phone +45 44 357777  
Fax +45 44 357787  
salg.dk@wago.com

## Ecuador

INSETEC CIA. LTDA.  
El Zurriago 177 y El Vengador  
P.O. Box 17-16-016  
Quito  
Phone +593 2 2 26 91 48  
Fax +593 2 2 46 18 33  
g.castro@insetec.com.ec

## Egypt

IBN Engineering Instrumentation & Control  
71 a El Shaheed Ahmed Hamdi St.  
King Faisal, Giza  
Phone +20 2 7214350  
Fax +20 2 7221709  
sales@ibnengineering.com

## Estonia

Eltarko OÜ  
Laki 14 - 502  
10621 Tallinn  
Phone +372 651 7731  
Fax +372 651 7786  
andres@eltarko.ee

## Finland

WAGO Kontakttechnik GmbH & Co. KG  
Filial i Finland  
Vellamonkatu 30 B  
00550 Helsinki  
Phone +358 9 7744 060  
Fax +358 9 7744 0660  
export@wago.com

## France

WAGO CONTACT S.A.  
Paris Nord 2  
83 Rue des Chardonnerets  
B.P. 55065 - Tremblay en France  
95947 - ROISSY CDG CEDEX  
Phone +33 1 48172590  
Fax +33 1 48632520  
info-fr@wago.com

## Germany

WAGO Kontakttechnik GmbH & Co. KG  
Postfach 28 80 32385 Minden  
Hansastraße 27  
32423 Minden  
Phone +49 571 887-0  
Fax +49 571 887-169  
info@wago.com

## Great Britain

WAGO Limited  
Triton Park, Swift Valley Industrial Estate  
RUGBY  
Warwickshire, CV21 1SG  
Phone +44 1788 568008  
Fax +44 1788 568050  
uksales@wago.com

## Greece

PANAGIOTIS SP. DIMOULAS - BIOMAT  
Kriti Str. 26  
10439 Athen  
Phone +30 210 883 3337  
Fax +30 210 883 4436  
export@wago.com

## Hong Kong

National Concord Eng., Ltd.  
Unit A-B, 5/F.  
Southeast Industrial Building  
611-619 Castle Peak Road  
Tsuen Wan, N.T.  
Phone +852 24292611  
Fax +852 24292164  
sales@nce.com.hk

## Hungary

WAGO Hungária KFT  
Ipari Park, Gyár u. 2  
2040 Budapest  
Phone +36 23 502-170  
Fax +36 23 502-166  
info@wago.hu

## Iceland

S. Gudjonsson ehf.  
Audbrekku 9-11  
202 Kopavogur  
Phone +354 520-4500  
Fax +354 520-4501  
export@wago.com

## India

WAGO & CONTROLS (INDIA) LTD.  
C-27, Sector-58, Phase-III  
Noida-201 301  
Gautam Budh Nagar (U.P.)  
Phone +91 120 2 580409 10  
Fax +91 120 2 580081  
info@wagoindia.com

## Indonesia

please contact WAGO Singapore

## Iran

Patsa Industry  
No. 2 Bahar St.  
South Shiraz Ave  
P.O. Box.: 15875-1698  
14369 Tehran  
Phone +98 21 8726869  
Fax +98 21 8719666  
export@wago.com

## Ireland

Drives & Controls  
Unit F4, Riverview Business Park  
Nangor Road  
Dublin 12  
Phone +353 1 4604474  
Fax +353 1 4604507  
wago@drivesandcontrols.ie

## Israel

Comtel Israel Electronic Solutions Ltd.  
Bet Hapaamon  
20 Hataas Street  
P.O.Box 66  
44425 Kefar-Saba  
Phone +972 9 76 77 240  
Fax +972 9 76 77 243  
sales@comtel.co.il

## Italy

WAGO ELETTRONICA SRL  
Via Vittoria, 5/b  
40068 San Lazzaro di Savena (BO)  
Phone +39 051 6272170  
Fax +39 051 6272174  
info-ita@wago.com

## Japan

WAGO Co. of JAPAN Ltd.  
Nittetsu ND-Tower Building 4F  
Kameido 1-5-7  
Koto-Ku  
Tokyo 136-0071  
Phone +81 3 5627 2050  
Fax +81 3 5627 2055  
info-jp@wago.com

## Korea

Mahani Electric Co. Ltd.  
792-7 Yeoksam-Dong  
Kangnam-Gu, 135-080  
Seoul, Korea  
Phone +82 2 2194 3300  
Fax +82 2 2194 3397  
export@wago.com

## Kosovo

please contact WAGO Bulgaria

## Kuwait

Kuwait Controls Company  
Al Sour Street, Above Lufthansa Airline  
Safat Kuwait 13062  
Phone +965 822 522  
Fax +965 243 3698

## Latvia

INSTABALT LATVIA SIA  
Vestienas iela 6  
Riga, LV-1035  
Phone +371 790 1188  
Fax +371 790 1180  
info@instabalt.lv

**Lebanon**

G.T.C.  
Antonine Project - Block G  
P.O. BOX 70-1096 Antelias  
Lebanon  
Phone +961 4 521 029  
Fax +961 4 521 029  
rgemayel@inco.com.lb

**Lithuania**

INSTABALT LIT UAB  
Savanorių 187  
Vilnius, 2053  
Phone +370 52 322 295  
Fax +370 52 322 247  
info@instabalt.lt

**Luxembourg**

please contact WAGO Belgium

**Macedonia**

please contact WAGO Bulgaria

**Malaysia**

WAGO Representative Office Malaysia  
No 806, Block A4, Leisure Commerce Square,  
No 9, Jalan PJS 8/9, 46150 Petaling Jaya,  
Selangor Darul Ehsan, Malaysia  
Phone +60 3 7877 1776  
Fax +60 3 7877 2776  
kian.guan.tan@wago.com

HPH Materials (M) Sdn Bhd  
No. 4, Jalan Nilam 1/6  
Suban Hi-Tech Industrial Park  
40000 Shah Alam  
Selangor, D.E. Malaysia  
Phone +60 3 5638 2213  
Fax +60 3 5638 8213  
info@hphmaterials.com

Setia Raya Teknik Sdn. Bhd.  
40 & 42 Jalan SS15/4  
Subang Jaya, 47500 P.J.  
Selangor D.E. Malaysia  
Phone +60 3 5633 5511  
Fax +60 3 5633 3411  
sales@setiaraya.com.my

**Mexico**

WAGO CORPORATION  
N120 W19129 Freistadt Road  
Germantown, WI 53022  
Phone +52 55 26 44 69 16  
Fax +52 55 26 44 69 15  
Toll-Free: 001-800-309-5975  
info.mx@wago.com

**Netherlands**

WAGO Nederland  
van Leeuwenhoekstraat 20-1  
3846 CB Harderwijk  
Phone +31 341 439039  
Fax +31 341 439030  
info-nl@wago.com

**New Zealand**

NHP NZ  
7 Lockhart Place  
Mt Wellington  
New Zealand  
Phone +64 9 2761967  
Fax +64 9 2761992  
export@wago.com

**Norway**

WAGO Norge NUF  
Jerikoveien 20  
1067 Oslo  
Phone +47 22 30 94 50  
Fax +47 22 30 94 51  
info.no@wago.com

**Peru**

Desimat Peru  
Av. E. Salazar Barreto No. 280  
Surco - Lima 33  
Phone +51 1 2731892  
Fax +51 1 2720054  
export@wago.com

**Philippines**

please contact WAGO Singapore

**Poland**

WAGO ELWAG sp. z o. o.  
ul. Piękna 58 a  
50-506 Wrocław  
Phone +48 71 3604670 78  
Fax +48 71 3604699  
wago.elwag@wago.com

**Portugal**

MORGADO & CA. LDA - SEDE  
Estrada Exterior da  
Circunvalação 3558/3560  
Apartado 1057  
4435 Rio Tinto  
Phone +351 22 9770600  
Fax +351 22 9770699  
export@wago.com

**Romania**

WAGO Kontakttechnik GmbH & Co. KG  
WAGO Representative Office Bucharest  
Str. Nicolae G. Caramfil Nr. 26, Bl. 1D, Et. 3, Ap. 7, Sect. 1  
Bucuresti  
Romania  
Phone +40(0)31 421 85 68  
Fax +40(0)21 232 02 31  
titus.reus@wago.com

VDR & Servicii srl  
Str. Valeriu Braniste, nr. 60, ap.1, sector 3  
Romania  
Phone +40 21 3225074/76  
Fax +40 21 3225075  
office@componente-automatizari.ro

SC Civitronic SRL  
Str. Prof. Gh. Longinescu Nr. 7  
Timisoara, Romania  
Phone +40 356 710 600  
Fax +40 356 814 343  
sales@civitronic.ro

**Russia**

OOO WAGO Kontakt Rus  
Gostinichny proezd 4B  
127106 Moscow  
Russia  
Phone +7 495 9874790  
Fax +7 495 9874791  
info.ru@wago.com

**Saudi Arabia**

Al Quraishi Electrical Services of S. A.  
P.O. Box 7386  
Dammam-31462  
Phone +966 3 85 725 37  
Fax +966 3 85 725 41  
export@wago.com

**Serbia**

WAGO Kontakttechnik GmbH & Co. KG  
Representative Office Sofia Bulgaria  
1404 Sofia  
Phone +359 2 489 46 10  
Fax +359 2 859 21 31  
info-BG@wago.com

AVALON Partners D.O.O.

Str. Nemanjina 4/XII  
11000 Belgrade / Serbia  
Phone +381 11 268 53 11  
Fax +381 11 268 41 78  
Tel/Fax: 65 AVALONP  
office@avalon.co.yu

**Singapore**

WAGO Electronic Pte Ltd  
10 Upper Aljunied Link, # 04-04  
York International, Industrial Building  
Singapore 367904  
Phone +65 62866776  
Fax +65 62842425  
info.sing@wago.com

**Slovakia**

WAGO Elektrik spol.s r. o  
Odborárska 52  
83102 Bratislava  
Phone +421 2 44458301  
Fax +421 2 44458301  
export@wago.com

**South Africa**

Shorrock Automation (Pty) Ltd  
Postnet Suite # 219  
Private Bag X 8, Elardus Park  
0047 PRETORIA  
Phone +27 12 3454449  
Fax +27 12 3455145  
sales@shorrock.co.za

**Spain**

DICOMAT S.L.  
Avda. de la Industria, 36  
Apartado Correos, 1.178  
28108-Alcobendas (Madrid)  
Phone +34 91 6621362  
Fax +34 91 6610089  
info@dicomat.com

**Sweden**

WAGO Sverige  
WAGO Kontakttechnik GmbH  
Tyskland Filial  
Box 639, 17527 Järfälla  
Datavägen 9 A, 17543 Järfälla  
Phone +46 858410680  
Fax +46 858410699  
info.se@wago.com

**Switzerland**

WAGO CONTACT SA  
Rte. de l'Industrie 19  
Case Postale 168  
1564 Domdier  
Phone +41/26 676 75 86  
Fax +41/26 676 75 01  
info.switzerland@wago.com

**Syria**

Zahabi Co.  
8/5 Shouhadaa St., P.O. Box 8262  
Aleppo  
Phone +963 21 21 22 235 / 6  
Fax +963 21 21 24 768  
export@wago.com

**Taiwan R.O.C.**

WAGO Taiwan  
8/F., No. 48, Jing-An Road  
Chung-Ho City, 23556  
Taipei Hsien, Taiwan  
Phone +886 2 2244 2569  
Fax +886 2 2244 2658  
info.taiwan@wago.com

**Thailand**

WAGO Representative Office Thailand  
4th Floor, KS Building  
213/6-8 Rachada-Phisek Road  
Dingdaeng Bangkok 10320  
Phone +66 2 6935611  
Fax +66 2 6935612  
wago@asianet.co.th

US Power Distribution Co., Ltd.  
4th Floor K.S. Building  
213/6-8 Rachada Phisek Road  
Ding Daeng, Bangkok 10400  
Phone +66 2 2763040  
Fax +66 2 2763049  
wago@asianet.co.th

**Turkey**

WAGO Elektronik Sanayi ve Ticaret Ltd. Şti.  
Barbaros Mahallesi Mimar Sinan Caddesi No 169  
34746 Yenimahra - Kadıköy İstanbul  
Turkey  
Phone +90 216 472 1133  
Fax +90 216 472 9910  
info.tr@wago.com

**United Arab Emirates (UAE)**

Binghalib Engineering Ent.  
Trading Division  
Al Khabeshi Area  
P.O. Box 14743  
Dubai  
Phone +971 4 2674555  
Fax +971 4 2674117  
export@wago.com

**USA**

WAGO Corporation  
N120 W19129 Freistadt Road  
Germantown, WI 53022  
Phone +1 262 255 6222  
Fax +1 262 255 3232  
Toll-Free: 1-800 DIN Rail (346-7245)  
info.us@wago.com

**Venezuela**

PETROBORNAS, C.A.  
Av. Principal UD 304-Zona Ind. Los Pinos  
C.C. Los Pinos-Local E  
8015-Puerto Ordaz-Edo. Bolivar  
Phone +58 286 994 3406  
Fax +58 286 994 5249  
info@petrobornas.net

**Vietnam**

please contact WAGO Singapore



## X-ON Electronics

Largest Supplier of Electrical and Electronic Components

*Click to view similar products for [wago manufacturer](#):*

Other Similar products are found below :

[750-460](#) [231-118/026-000](#) [231-303/026-000](#) [231-620/019-000](#) [257-403](#) [280-438](#) [280-831](#) [284-624](#) [210-111](#) [231-303/037-000](#) [231-446/001-000\\_NR](#) [232-216/026-000](#) [234-510](#) [264-726](#) [280-339](#) [0283-0671](#) [830-800/000-305](#) [750-512](#) [750-455](#) [51251782](#) [286-312](#) [713-1428/107-000](#) [731-138/048-000](#) [750-459](#) [750-517](#) [793-3505](#) [826-172](#) [859-304](#) [280-335](#) [231-535/001-000](#) [2604-1106](#) [2604-1504](#) [2606-1103/020-000](#) [2624-1103](#) [2626-3103/020-000](#) [821-104](#) [713-1107](#) [852-1411](#) [2106-1307](#) [2116-5307](#) [832-1205](#) [832-3604](#) [2009-110](#) [281-512/281-501](#) [286-336](#) [750-421](#) [750-838](#) [753-559](#) [750-1505](#) [787-732](#)