

901 Series

Wakefield-Vette's 900 Series Heat Sinks for Chipset can match up to devices from Intel, Broadcom, Xilinx, TI, Motorola, ATI, AMD, Nvidia, Vishay, Powerex, Infineon, Microsemi, and many more.

These heat sinks are designed for air flow applications in the Telecom, Data Center, Networking, Cloud Computing, and many more Industries.

Material: AL 6063

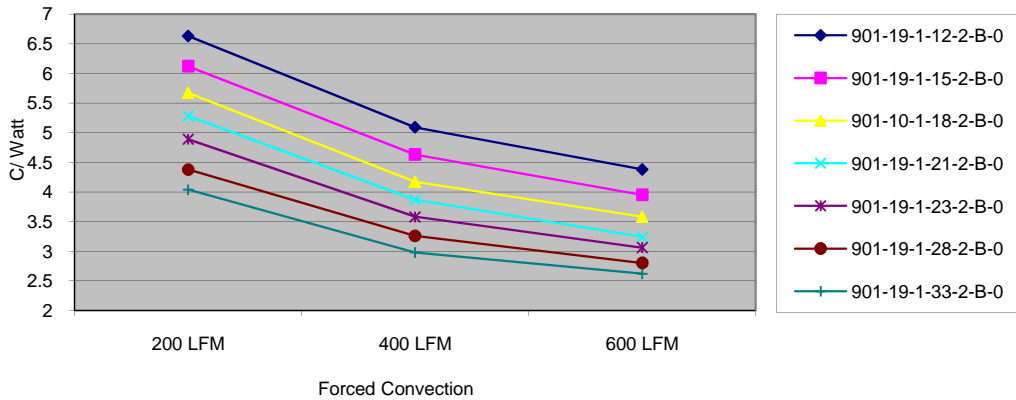


Finish: Black Anodize


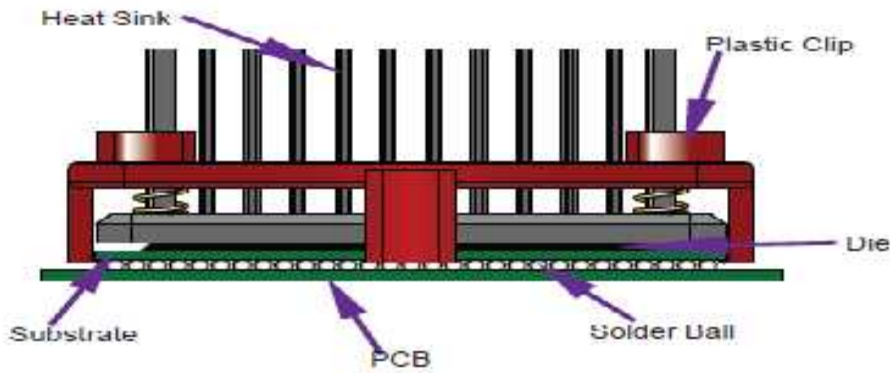


PART #	HEIGHT (mm)	CHIP SIZE (mm)	NATURAL CONVECTION	FORCED CONVECTION (C/W)		
				200 LFM	400 LFM	600 LFM
901-19-1-12-2-B-0	12	19	14.77 C/W	6.63 C/W	5.09 C/W	4.38 C/W
901-19-1-15-2-B-0	15	19	14 C/W	6.12 C/W	4.63 C/W	3.95 C/W
901-19-1-18-2-B-0	18	19	13.23 C/W	5.67 C/W	4.17 C/W	3.58 C/W
901-19-1-21-2-B-0	21	19	12.46 C/W	5.28 C/W	3.87 C/W	3.24 C/W
901-19-1-23-2-B-0	23	19	11.98 C/W	4.89 C/W	3.58 C/W	3.06 C/W
901-19-1-28-2-B-0	28	19	11.5 C/W	4.38 C/W	3.26 C/W	2.80 C/W
901-19-1-33-2-B-0	33	19	9.57 C/W	4.04 C/W	2.98 C/W	2.62 C/W

THERMAL PERFORMANCE:

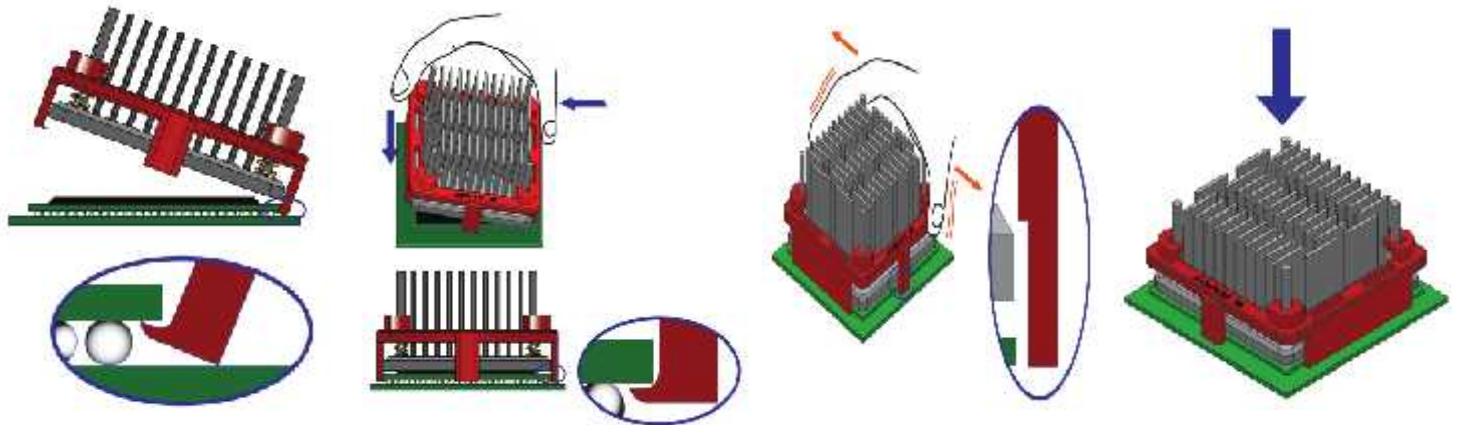


Series	Chip Size	Construction	Height	Chip Height	Finish	Interface
901-	19-	1= Elliptical Fin	12-	1 = .9-2.1 2 = 2.2-3.4	B = BLK ANO	1
	19		12 = 11.6			
	21		15 = 14.6			1 = T725
	23		18 = 17.6			
	27		21 = 20.6			
	29		23 = 22.6			
	31		28 = 27.6			
	33		33 = 32.6			
	35					
	37.5					
40						



Wakefield-Vette's heat sink assembles onto chip set using the space that is between the PCB and the substrate of the solder balls. The solder balls provide a minimal gap of .5mm to .7mm. Attachment feature is below a .4mm thickness. The clipping system will not interfere or damage chip. Contact area is the edge of chip.

ASSEMBLY INSTRUCTION:



Step 1: Hook the clip under one side of the BGA chip set.

Step 2: Rotate assembly down until opposite side clip engages substrate edge of BGA chip set.

Step 3: Make sure the sop rods are clearing from edges of BGA chip set.

Step 4: Press firmly down to make sure clips fully engage edges of chip set. Heat Sink should not move around easily.

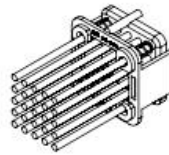
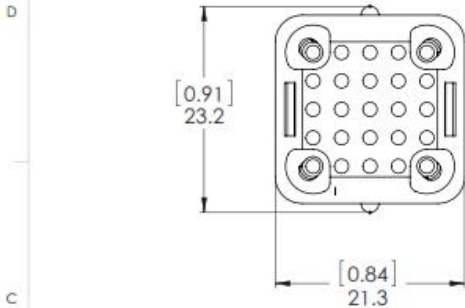
Random Vibration Test

Frequency : 5 Hz to 500 Hz
 Acceleration : 3.13 grms
 P.S.D : 0.01 g²/HZ (5 Hz)
 0.02 g²/HZ (20 Hz to 500 Hz)
 Test Axis : X, Y, Z axis
 Test Time : 10 mins (Each axis)
 Total Test Time : 30 mins

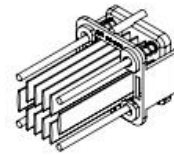
SHOCK TEST SPECIFICATION :

Wave Form : Half sine wave
 Acceleration : 50 g
 Duration Time : 11 ms
 No. of Shock : Each axis 3 times
 Shock Direction : ±X, ±Y, ±Z axis
 Reliability & Communication
 Testing Instruments

8 7 6 5 4 3 2



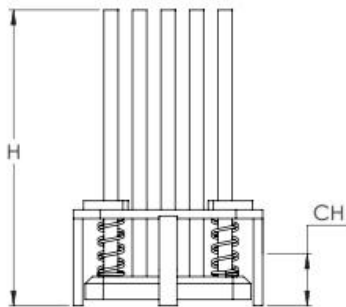
CONSTRUCTION CODE- 2
PIN FINS
5 X 5 PIN ARRAY =
25 FINS, 1.6 mm DIA.



CONSTRUCTION CODE- 1
ELLIPTICAL FINS
10 FINS, 5.4 Lg X 0.8 W mm
4 CORNER PIN FINS

C

B



HEIGHT (H)
CODE

ACTUAL mm

12-	11.6
15-	14.6
18-	17.6
21-	20.6
23-	22.6
28-	27.6
33-	32.6

CHIP HEIGHT (CH)
CODE

ACTUAL RANGE mm

1-	0.9 to 2.1
2-	2.2 to 3.4

A

901 SERIES FOR 19mm CHIPS

PROPRIETARY AND CONFIDENTIAL THE INFORMATION CONTAINED IN THIS DRAWING IS THE SOLE PROPERTY OF WAKEFIELD-VETTE. ANY REPRODUCTION IN PART OR AS A WHOLE WITHOUT THE WRITTEN PERMISSION OF WAKEFIELD-VETTE IS PROHIBITED.		THIRD ANGLE PROJECTION 		TOLERANCES ALL DIMS .xx ± 0.5 .xxx ± 0.25 Angles ± 3
APPROVALS DRAWN:		DATE: 10/21/2014		DRAWING NO.
MATERIAL: 6063-T5 AL ALLOY		CHK: DSGN ENG:		REVISION:
FINISH: BLACK ANODIZE		MFG ENG: QA:		SCALE:
MODEL INFO: MBA19051-no lip				

SH_SIZE: B

8 7 6 5 4 3 2

X-ON Electronics

Largest Supplier of Electrical and Electronic Components

Click to view similar products for [Heat Sinks](#) category:

Click to view products by [Wakefield](#) manufacturer:

Other Similar products are found below :

[581102B00000G](#) [656-15ABPE](#) [657-20ABPNE](#) [7020B-TC12-MTG](#) [73452PPBA](#) [7G0011A](#) [PF720G](#) [A22-4026](#) [120-1873-007](#) [HAH10L](#)
[1542616-1](#) [218-40CTE3](#) [25-7520](#) [231-75PAB-13V](#) [231-75PAB-15V](#) [253-122ABE-22](#) [PSC22CB](#) [CLP212SG](#) [HAF10L](#) [HAQ10T](#) [D10100-](#)
[28](#) [BDN183CBA01](#) [3-21053-4](#) [32438](#) [TX0506-1B](#) [TX1806B](#) [LAE66A3CB](#) [WA-DT2-101E](#) [511-3U](#) [73381PPBA](#) [73403PPBA](#) [7G0047C](#)
[COMX-440-HSP](#) [510-12M](#) [D10650-40T5](#) [V8511 Y](#) [APF40-40-13CB/A01](#) [780653U04500G](#) [ATS-54310K-C2-R0](#) [FK 216 CB SA](#) [648-51AB](#)
[657-20ABPESC](#) [2341BG](#) [679-25AG](#) [FK 212 CB SA](#) [FK225 SA L1](#) [680-5K](#) [7106DG/TR](#) [7109DG/TR](#) [S14K35G3S5](#)