

PIN FIN HEAT SINK



900 Series

Wakefield-Vette's 900 Series Heat Sinks for Chipset can match up to devices from Intel, Broadcom, Xilinx, TI, Motorola, ATI, AMD, Nvidia, Vishay, Powerex, Infineon, Microsemi, and many more.

These heat sinks are designed for air flow applications in the Telecom, Data Center, Networking, Cloud Computing, and many more Industries.

Material: AL 6063

Finish: Black Anodize


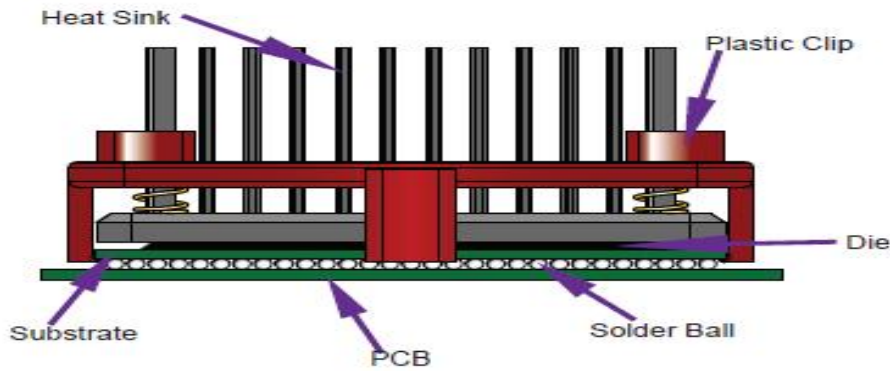


SERIES	Height	CHIP SIZE	NATURAL CONVECTION	FORCED CONVECTION			SERIES	HEIGHT	CHIP SIZE	NATURAL CONVECTION	FORCED CONVECTION		
				200 LFM	400 LFM	600 LFM					200 LFM	400 LFM	600 LFM
901	12	19mm	12.74 C/W	6.6 C/W	4.79 C/W	4.16 C/W	906	12	31mm	10.71 C/W	3.49 C/W	2.28 C/W	1.69 C/W
	15	19mm	12.05 C/W	6.3 C/W	4.51 C/W	3.86 C/W		15	31mm	10.14 C/W	3.18 C/W	2.03 C/W	1.5 C/W
	18	19mm	11.35 C/W	5.97 C/W	4.16 C/W	3.47 C/W		18	31mm	9.57 C/W	2.93 C/W	1.86 C/W	1.33 C/W
	21	19mm	10.66 C/W	5.66 C/W	3.89 C/W	3.21 C/W		21	31mm	9.01 C/W	2.72 C/W	1.69 C/W	1.2 C/W
	23	19mm	10.55 C/W	5.36 C/W	3.64 C/W	2.99 C/W		23	31mm	8.88 C/W	2.5 C/W	1.54 C/W	1.07 C/W
	28	19mm	10.27 C/W	4.91 C/W	3.36 C/W	2.71 C/W		28	31mm	8.56 C/W	2.26 C/W	1.38 C/W	.96 C/W
902	33	19mm	9.99 C/W	4.52 C/W	3.07 C/W	2.49 C/W	33	31mm	8.24 C/W	2.09 C/W	1.27 C/W	.88 C/W	
	12	21mm	12.4 C/W	6.61 C/W	4.37 C/W	3.7 C/W	907	12	33mm	10.37 C/W	3.32 C/W	2.18 C/W	1.62 C/W
	15	21mm	11.73 C/W	5.84 C/W	4.09 C/W	3.42 C/W		15	33mm	9.82 C/W	3.14 C/W	1.99 C/W	1.45 C/W
	18	21mm	11.06 C/W	5.51 C/W	3.76 C/W	3.07 C/W		18	33mm	9.28 C/W	2.89 C/W	1.78 C/W	1.3 C/W
	21	21mm	10.38 C/W	5.20 C/W	3.49 C/W	2.84 C/W		21	33mm	8.73 C/W	2.67 C/W	1.60 C/W	1.13 C/W
	23	21mm	10.27 C/W	4.9 C/W	3.26 C/W	2.62 C/W		23	33mm	8.60 C/W	2.45 C/W	1.43 C/W	.99 C/W
28	21mm	9.98 C/W	4.55 C/W	2.98 C/W	2.42 C/W	28		33mm	8.27 C/W	2.24 C/W	1.28 C/W	.87 C/W	
903	33	21mm	9.7 C/W	4.18 C/W	2.73 C/W	2.21 C/W	33	33mm	7.94 C/W	2.03 C/W	1.15 C/W	.77 C/W	
	12	23mm	12.06 C/W	5.72 C/W	3.95 C/W	3.24 C/W	908	12	35mm	10.03 C/W	3.06 C/W	1.97 C/W	1.49 C/W
	15	23mm	11.41 C/W	5.39 C/W	3.67 C/W	2.99 C/W		15	35mm	9.5 C/W	2.85 C/W	1.81 C/W	1.34 C/W
	18	23mm	10.76 C/W	5.05 C/W	3.35 C/W	2.67 C/W		18	35mm	8.98 C/W	2.6 C/W	1.64 C/W	1.19 C/W
	21	23mm	10.11 C/W	4.74 C/W	3.1 C/W	2.46 C/W		21	35mm	8.46 C/W	2.4 C/W	1.5 C/W	1.07 C/W
	23	23mm	9.99 C/W	4.44 C/W	2.87 C/W	2.31 C/W		23	35mm	8.32 C/W	2.19 C/W	1.34 C/W	.97 C/W
28	23mm	9.70 C/W	4.09 C/W	2.62 C/W	2.12 C/W	28		35mm	7.99 C/W	1.97 C/W	1.19 C/W	.83 C/W	
904	33	23mm	9.41 C/W	3.83 C/W	2.43 C/W	1.96 C/W	33	35mm	7.65 C/W	1.82 C/W	1.06 C/W	.7 C/W	
	12	27mm	11.38 C/W	4.84 C/W	3.11 C/W	2.32 C/W	909	12	37.5mm	9.60 C/W	2.93 C/W	1.90 C/W	1.36 C/W
	15	27mm	10.78 C/W	4.48 C/W	2.84 C/W	2.12 C/W		15	37.5mm	9.11 C/W	2.71 C/W	1.72 C/W	1.19 C/W
	18	27mm	10.17 C/W	4.13 C/W	2.56 C/W	1.88 C/W		18	37.5mm	8.61 C/W	2.52 C/W	1.53 C/W	1.05 C/W
	21	27mm	9.56 C/W	3.82 C/W	2.32 C/W	1.72 C/W		21	37.5mm	8.11 C/W	2.25 C/W	1.36 C/W	.88 C/W
	23	27mm	9.44 C/W	3.51 C/W	2.11 C/W	1.6 C/W		23	37.5mm	7.98 C/W	2.04 C/W	1.2 C/W	.75 C/W
28	27mm	9.13 C/W	3.26 C/W	1.97 C/W	1.49 C/W	28		37.5mm	7.63 C/W	1.82 C/W	1.01 C/W	.63 C/W	
905	33	27mm	8.82 C/W	3.07 C/W	1.82 C/W	1.39 C/W	33	37.5mm	7.29 C/W	1.6 C/W	.87 C/W	.52 C/W	
	12	29mm	11.04 C/W	4.08 C/W	2.55 C/W	1.98 C/W	910	12	40mm	9.18 C/W	2.84 C/W	1.86 C/W	1.36 C/W
	15	29mm	10.46 C/W	3.82 C/W	2.32 C/W	1.78 C/W		15	40mm	8.71 C/W	2.64 C/W	1.65 C/W	1.18 C/W
	18	29mm	9.87 C/W	3.58 C/W	2.14 C/W	1.58 C/W		18	40mm	8.24 C/W	2.4 C/W	1.44 C/W	.98 C/W
	21	29mm	9.28 C/W	3.33 C/W	1.96 C/W	1.44 C/W		21	40mm	7.77 C/W	2.21 C/W	1.27 C/W	.86 C/W
	23	29mm	9.16 C/W	3.13 C/W	1.82 C/W	1.34 C/W		23	40mm	7.63 C/W	2 C/W	1.15 C/W	.73 C/W
28	29mm	8.84 C/W	2.82 C/W	1.64 C/W	1.2 C/W	28		40mm	7.27 C/W	1.77 C/W	.99 C/W	.62 C/W	
33	29mm	8.53 C/W	2.59 C/W	1.47 C/W	1.07 C/W	33	40mm	6.92 C/W	1.58 C/W	.85 C/W	.51 C/W		

Series	Chip Size	Construction	Height	Chip Height	Finish	Interface
901-	19-	2- 2= Pin Fin	12-	1-	B- B = BLK ANO	1
	19		12 = 11.6	1 = .9-2.1		0 = None
	21		15 = 14.6	2 = 2.2-3.4		1 = T725
	23		18 = 17.6			
	27		21 = 20.6			
	29		23 = 22.6			
	31		28 = 27.6			
	33		33 = 32.6			
	35					
37.5						
40						

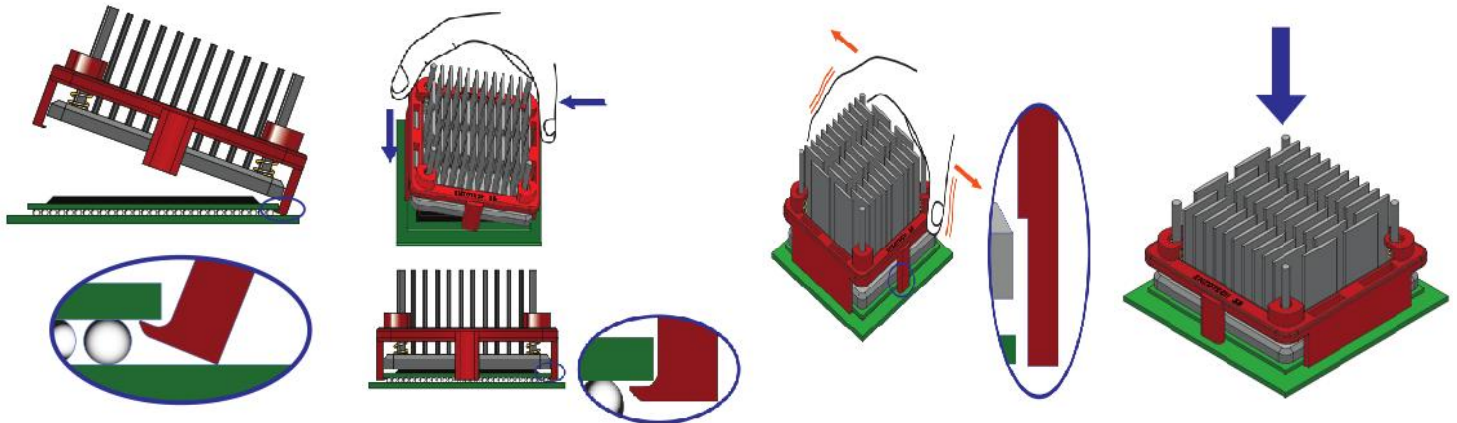
Thermal Cooling Solutions from Smart to Finish

www.wakefield-vette.com



Wakefield-Vette's heat sink assembles onto chip set using the space that is between the PCB and the substrate of the solder balls. The solder balls provide a minimal gap of .5mm to .7mm. Attachment feature is below a .4mm thickness. The clipping system will not interfere or damage chip. Contact area is the edge of chip.

ASSEMBLY INSTRUCTION:



Step 1: Hook the clip under one side of the BGA chip set.

Step 2: Rotate assembly down until opposite side clip engages substrate edge of BGA chip set.

Step 3: Make sure the solder rods are clearing from edges of BGA chip set.

Step 4: Press firmly down to make sure clips fully engage edges of chip set. Heat Sink should not move around easily.

Random Vibration Test

Frequency : 5 Hz to 500 Hz
 Acceleration : 3.13 grms
 P.S.D : 0.01 g²/HZ (5 Hz)
 0.02 g²/HZ (20 Hz to 500 Hz)
 Test Axis : X, Y, Z axis
 Test Time : 10 mins (Each axis)
 Total Test Time : 30 mins

SHOCK TEST SPECIFICATION :

Wave Form : Half sine wave
 Acceleration : 50 g
 Duration Time : 11 ms
 No. of Shock : Each axis 3 times
 Shock Direction : ±X, ±Y, ±Z axis
 Reliability & Communication
 Testing Instruments

X-ON Electronics

Largest Supplier of Electrical and Electronic Components

Click to view similar products for [Heat Sinks](#) category:

Click to view products by [Wakefield](#) manufacturer:

Other Similar products are found below :

[581102B00000G](#) [630-35ABT3](#) [656-15ABPE](#) [657-20ABPNE](#) [73452PPBA](#) [7G0011A](#) [A22-4026](#) [HAH10L](#) [218-40CTE3](#) [231-69PAB-15V](#)
[231-75PAB-13V](#) [231-75PAB-15V](#) [253-122ABE-22](#) [PSC22CB](#) [CLP212SG](#) [HAF10L](#) [HAQ10T](#) [D10100-28](#) [TO5-002D](#) [BDN183CBA01](#) [3-](#)
[21053-4](#) [TX0506-1B](#) [LAE66A3CB](#) [511-3U](#) [73381PPBA](#) [73403PPBA](#) [7G0047C](#) [8191-E40](#) [510-12M](#) [529802B00000](#) [D10650-40T5](#) [6225B-](#)
[MT6G](#) [ATS-54310K-C2-R0](#) [648-51AB](#) [657-20ABPESC](#) [679-25AG](#) [FK 212 CB SA](#) [FK225 SA L1](#) [680-5K](#) [SK145 37 5STSTO220](#)
[7109DG/TR](#) [S14K35G3S5](#) [8924G](#) [7717-133DAP](#) [7717-26DAP](#) [4509](#) [CLP-215](#) [SK 129 25,4 STC](#) [D20850-40-T2](#) [APF30-30-10CB/A01](#)