

# APPROVAL SHEET

## MULTILAYER CERAMIC CAPACITORS

Microwave Series (RF)

01005 to 1111 Sizes (6.3V to 1500V)

NP0 Dielectric

Halogen Free & RoHS Compliance



\*Contents in this sheet are subject to change without prior notice.

**Multilayer Ceramic Capacitors**

**1. INTRODUCTION**

MLCC consists of a conducting material and electrodes. To manufacture a chip-type SMT and achieve miniaturization, high density and high efficiency, ceramic condensers are used.

WTC RF series MLCC is used at high frequencies generally have a small temperature coefficient of capacitance, typical within the  $\pm 30\text{ppm}/^\circ\text{C}$  required for NP0 (C0G) classification and have excellent conductivity internal electrode. Thus, WTC RF series MLCC will be with the feature of low ESR and high Q characteristics.

**2. FEATURES**

- a. High Q and low ESR performance at high frequency.
- b. Ultra low capacitance to 0.1pF.
- c. Can offer high precision tolerance to  $\pm 0.05\text{pF}$ .
- d. Quality improvement of telephone calls for low power loss and better performance.

**3. APPLICATIONS**

- a. Telecommunication products & equipments: Mobile phone, WLAN, Base station.
- b. RF module: Power amplifier, VCO.
- c. Tuners.

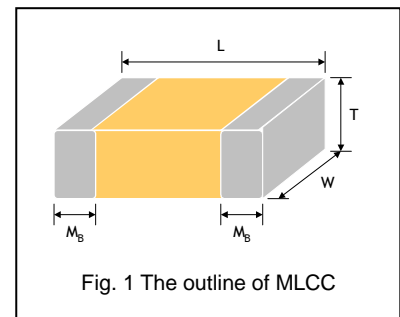
**4. HOW TO ORDER**

| <u>RF</u>                 | <u>15</u>  | <u>N</u>          | <u>100</u>   | <u>J</u>   | <u>500</u>   | <u>C</u>           | <u>I</u>                     |
|---------------------------|--|-------------------|--|--|--|--------------------|------------------------------|
| <u>Series</u>             | <u>Size</u>  | <u>Dielectric</u> | <u>Capacitance</u>   | <u>Tolerance</u>   | <u>Rated voltage</u>   | <u>Termination</u> | <u>Packaging</u>             |
| RF=Ultra High Q & Low ESR | 02=01005(0402)<br>03=0201 (0603)<br>15=0402 (1005)<br>18=0603 (1608)<br>11=0505 (1414)<br>21=0805 (2012)<br>22=1111 (2828) | N=NP0             | Two significant digits followed by no. of zeros. And R is in place of decimal point.<br>eg.:<br>0R5=0.5pF<br>1R0=1.0pF<br>100=10x10 <sup>0</sup> =10pF | A= $\pm 0.05\text{pF}$<br>B= $\pm 0.1\text{pF}$<br>C= $\pm 0.25\text{pF}$<br>D= $\pm 0.5\text{pF}$<br>F= $\pm 1\%$<br>G= $\pm 2\%$<br>J= $\pm 5\%$ | Two significant digits followed by no. of zeros. And R is in place of decimal point.<br><b>6R3=6.3 VDC</b><br><b>100=10 VDC</b><br><b>250=25 VDC</b><br><b>500=50 VDC</b><br><b>101=100 VDC</b><br><b>201=200 VDC</b><br><b>251=250 VDC</b><br><b>501=500 VDC</b><br><b>152=1500 VDC</b> | C=Cu/Ni/Sn         | T=7" reeled<br>G= 13" reeled |

Multilayer Ceramic Capacitors

**5. EXTERNAL DIMENSIONS**

| Size<br>Inch (mm) | L (mm)              | W (mm)              | T (mm)/Symbol | Remark | M <sub>B</sub> (mm) |
|-------------------|---------------------|---------------------|---------------|--------|---------------------|
| 01005 (0402)      | 0.40±0.02           | 0.20±0.02           | 0.20±0.02     | V #    | 0.10±0.03           |
| 0201 (0603)       | 0.60±0.03           | 0.30±0.03           | 0.30±0.03     | L #    | 0.15±0.05           |
| 0402 (1005)       | 1.00±0.05           | 0.50±0.05           | 0.50±0.05     | N #    | 0.25±0.05/-0.10     |
| 0603 (1608)       | 1.60±0.10           | 0.80±0.10           | 0.80±0.07     | S      | 0.40±0.15           |
|                   | 1.60<br>+0.15/-0.10 | 0.80<br>+0.15/-0.10 | 0.50±0.10     | H      |                     |
| 0805 (2012)       | 2.00±0.15           | 1.25±0.10           | 0.60±0.10     | A      | 0.50±0.20           |
|                   | 2.00±0.20           | 1.25±0.20           | 0.85±0.10     | T      |                     |
| 0505 (1414)       | 1.40<br>+0.38/-0.25 | 1.40±0.38           | 1.15±0.15     | J #    | 0.25±0.25/-0.13     |
| 1111 (2828)       | 2.79<br>+0.51/-0.25 | 2.79±0.38           | ≤ 1.78        | G #    | 0.38±0.25           |



# Reflow soldering only is recommended.

**6. GENERAL ELECTRICAL DATA**

|   |   |
|---|---|
| <b>Dielectric</b>                             | NP0   |
| <b>Size</b>                                   | 01005, 0201, 0402, 0505, 0603, 0805, 1111   |
| <b>Capacitance*</b>                           | 0.1pF to 1000pF   |
| <b>Capacitance tolerance</b>                  | Cap≤5pF: A (±0.05pF), B (±0.1pF), C (±0.25pF)<br>5pF<Cap<10pF: B (±0.1pF), C (±0.25pF), D (±0.5pF)<br>Cap≥10pF: F (±1%), G (±2%), J (±5%)     |
| <b>Rated voltage (WVDC)</b>                   | 6.3V, 10V, 25V, 50V, 100V, 200V, 250V, 500V, 1500V  |
| <b>Q*</b>                                     | 01005, 0201, 0402/25V~50V: Cap<30pF:Q≥400+20C; Cap≥30pF:Q≥1000<br>0402/100V~200V, 0603, 0805, 0505, 1111: Cap<30pF:Q≥800+20C; Cap≥30pF:Q≥1400 |
| <b>Insulation resistance at U<sub>r</sub></b> | ≥10GΩ or R <sub>x</sub> C≥100Ω·F whichever is smaller.  |
| <b>Operating temperature</b>                  | -55 to +125°C   |
| <b>Capacitance change</b>                     | ±30ppm/°C; 0201Cap ≥22pF, ±60ppm/°C   |
| <b>Termination</b>                            | Ni/Sn (lead-free termination)   |

\* Measured at the conditions of 25°C ambient temperature and 30~70% related humidity.

Apply 1.0±0.2Vrms, 1.0MHz±10% for Cap≤1000pF and 1.0±0.2Vrms, 1.0kHz±10% for Cap>1000pF.

**7. PACKAGING DIMENSION AND QUANTITY**

| Size         | Thickness (mm)/Symbol |   | Paper tape   |          |
|--------------|-----------------------|---|--------------|----------|
|              |                       |   | 7" reel      | 13" reel |
| 01005 (0402) | 0.20±0.02             | V | 20,000       | -        |
| 0201 (0603)  | 0.30±0.03             | L | 15,000       | 70,000   |
| 0402 (1005)  | 0.50±0.05             | N | 10,000       | 50,000   |
| 0603 (1608)  | 0.80±0.07             | S | 4,000        | 15,000   |
|              | 0.50±0.10             | H | 4,000        | -        |
| 0805 (2012)  | 0.60±0.10             | A | 4,000        | 15,000   |
|              | 0.85±0.10             | T | 4,000        | 15,000   |
| Size         | Thickness (mm)/Symbol |   | Plastic tape |          |
|              |                       |   | 7" reel      | 13" reel |
| 0505 (1414)  | 1.15±0.15             | J | 3,000        | -        |
| 1111 (2828)  | ≤ 1.78                | G | 2,000        | -        |

Unit: pieces

Multilayer Ceramic Capacitors

**8. CAPACITANCE RANGE**

| DIELECTRIC          |              | NP0   |         | Tolerance |
|---------------------|--------------|-------|---------|-----------|
| SIZE                |              | 01005 |         |           |
| RATED VOLTAGE (VDC) |              | 16    | 25      |           |
| Capacitance         | 0.2pF (0R2)  | V     | V       | A, B      |
|                     | 0.3pF (0R3)  | V     | V       | A, B      |
|                     | 0.4pF (0R4)  | V     | V       | A, B      |
|                     | 0.5pF (0R5)  | V     | V       | A, B, C   |
|                     | 0.6pF (0R6)  | V     | V       | A, B, C   |
|                     | 0.7pF (0R7)  | V     | V       | A, B, C   |
|                     | 0.75pF (R75) | V     | V       | A, B, C   |
|                     | 0.8pF (0R8)  | V     | V       | A, B, C   |
|                     | 0.9pF (0R9)  | V     | V       | A, B, C   |
|                     | 1.0pF (1R0)  | V     | V       | A, B, C   |
|                     | 1.2pF (1R2)  | V     | V       | A, B, C   |
|                     | 1.5pF (1R5)  | V     | V       | A, B, C   |
|                     | 1.8pF (1R8)  | V     | V       | A, B, C   |
|                     | 2.0pF (2R0)  | V     | V       | A, B, C   |
|                     | 2.2pF (2R2)  | V     | V       | A, B, C   |
|                     | 2.7pF (2R7)  | V     | V       | A, B, C   |
|                     | 3.0pF (3R0)  | V     | V       | A, B, C   |
|                     | 3.3pF (3R3)  | V     | V       | A, B, C   |
|                     | 3.9pF (3R9)  | V     | V       | A, B, C   |
|                     | 4.0pF (4R0)  | V     | V       | A, B, C   |
|                     | 4.7pF (4R7)  | V     | V       | A, B, C   |
|                     | 5.0pF (5R0)  | V     | V       | A, B, C   |
| 5.6pF (5R6)         | V            | V     | B, C, D |           |
| 6.0pF (6R0)         | V            | V     | B, C, D |           |
| 6.8pF (6R8)         | V            | V     | B, C, D |           |
| 7.0pF (7R0)         | V            | V     | B, C, D |           |
| 8.0pF (8R0)         | V            | V     | B, C, D |           |
| 8.2pF (8R2)         | V            | V     | B, C, D |           |
| 9.0pF (9R0)         | V            | V     | B, C, D |           |
| 10pF (100)          | V            | V     | C, D, G |           |
| 12pF (120)          | V            | V     | J       |           |
| 15pF (150)          | V            | V     | J       |           |
| 20pF (200)          | V            | V     | J       |           |
| 22pF (220)          | V            | V     | J       |           |

1. The letter in cell is expressed the symbol of product thickness.
2. For more information about products with special capacitance or other data, please contact WTC local representative.

Multilayer Ceramic Capacitors

| DIELECTRIC          |              | NP0  |    |    |    |      |    |    |     | Tolerance |         |
|---------------------|--------------|------|----|----|----|------|----|----|-----|-----------|---------|
| SIZE                |              | 0201 |    |    |    | 0402 |    |    |     |           |         |
| RATED VOLTAGE (VDC) |              | 6.3  | 10 | 25 | 50 | 100  | 25 | 50 | 100 |           | 200     |
| Capacitance         | 0.1pF (0R1)  | L    | L  | L  | L  | L    | N  | N  | N   | N         | A, B    |
|                     | 0.2pF (0R2)  | L    | L  | L  | L  | L    | N  | N  | N   | N         | A, B    |
|                     | 0.3pF (0R3)  | L    | L  | L  | L  | L    | N  | N  | N   | N         | A, B    |
|                     | 0.4pF (0R4)  | L    | L  | L  | L  | L    | N  | N  | N   | N         | A, B    |
|                     | 0.5pF (0R5)  | L    | L  | L  | L  | L    | N  | N  | N   | N         | A, B, C |
|                     | 0.6pF (0R6)  | L    | L  | L  | L  | L    | N  | N  | N   | N         | A, B, C |
|                     | 0.7pF (0R7)  | L    | L  | L  | L  | L    | N  | N  | N   | N         | A, B, C |
|                     | 0.75pF (R75) | L    | L  | L  | L  | L    | N  | N  | N   | N         | A, B, C |
|                     | 0.8pF (0R8)  | L    | L  | L  | L  | L    | N  | N  | N   | N         | A, B, C |
|                     | 0.9pF (0R9)  | L    | L  | L  | L  | L    | N  | N  | N   | N         | A, B, C |
|                     | 1.0pF (1R0)  | L    | L  | L  | L  | L    | N  | N  | N   | N         | A, B, C |
|                     | 1.1pF (1R1)  | L    | L  | L  | L  | L    | N  | N  | N   | N         | A, B, C |
|                     | 1.2pF (1R2)  | L    | L  | L  | L  | L    | N  | N  | N   | N         | A, B, C |
|                     | 1.3pF (1R3)  | L    | L  | L  | L  | L    | N  | N  | N   | N         | A, B, C |
|                     | 1.4pF (1R4)  | L    | L  | L  | L  | L    | N  | N  | N   | N         | A, B, C |
|                     | 1.5pF (1R5)  | L    | L  | L  | L  | L    | N  | N  | N   | N         | A, B, C |
|                     | 1.6pF (1R6)  | L    | L  | L  | L  | L    | N  | N  | N   | N         | A, B, C |
|                     | 1.7pF (1R7)  | L    | L  | L  | L  | L    | N  | N  | N   | N         | A, B, C |
|                     | 1.8pF (1R8)  | L    | L  | L  | L  | L    | N  | N  | N   | N         | A, B, C |
|                     | 1.9pF (1R9)  | L    | L  | L  | L  | L    | N  | N  | N   | N         | A, B, C |
|                     | 2.0pF (2R0)  | L    | L  | L  | L  | L    | N  | N  | N   | N         | A, B, C |
|                     | 2.1pF (2R1)  | L    | L  | L  | L  | L    | N  | N  | N   | N         | A, B, C |
|                     | 2.2pF (2R2)  | L    | L  | L  | L  | L    | N  | N  | N   | N         | A, B, C |
|                     | 2.3pF (2R3)  | L    | L  | L  | L  | L    | N  | N  | N   | N         | A, B, C |
|                     | 2.4pF (2R4)  | L    | L  | L  | L  | L    | N  | N  | N   | N         | A, B, C |
|                     | 2.5pF (2R5)  | L    | L  | L  | L  | L    | N  | N  | N   | N         | A, B, C |
|                     | 2.6pF (2R6)  | L    | L  | L  | L  | L    | N  | N  | N   | N         | A, B, C |
|                     | 2.7pF (2R7)  | L    | L  | L  | L  | L    | N  | N  | N   | N         | A, B, C |
|                     | 2.8pF (2R8)  | L    | L  | L  | L  | L    | N  | N  | N   | N         | A, B, C |
|                     | 2.9pF (2R9)  | L    | L  | L  | L  | L    | N  | N  | N   | N         | A, B, C |
|                     | 3.0pF (3R0)  | L    | L  | L  | L  | L    | N  | N  | N   | N         | A, B, C |
|                     | 3.1pF (3R1)  | L    | L  | L  | L  | L    | N  | N  | N   | N         | A, B, C |
|                     | 3.2pF (3R2)  | L    | L  | L  | L  | L    | N  | N  | N   | N         | A, B, C |
|                     | 3.3pF (3R3)  | L    | L  | L  | L  | L    | N  | N  | N   | N         | A, B, C |
|                     | 3.4pF (3R4)  | L    | L  | L  | L  | L    | N  | N  | N   | N         | A, B, C |
|                     | 3.5pF (3R5)  | L    | L  | L  | L  | L    | N  | N  | N   | N         | A, B, C |
|                     | 3.6pF (3R6)  | L    | L  | L  | L  | L    | N  | N  | N   | N         | A, B, C |
|                     | 3.7pF (3R7)  | L    | L  | L  | L  | L    | N  | N  | N   | N         | A, B, C |
|                     | 3.8pF (3R8)  | L    | L  | L  | L  | L    | N  | N  | N   | N         | A, B, C |
|                     | 3.9pF (3R9)  | L    | L  | L  | L  | L    | N  | N  | N   | N         | A, B, C |
| 4.0pF (4R0)         | L            | L    | L  | L  | L  | N    | N  | N  | N   | A, B, C   |         |
| 4.1pF (4R1)         | L            | L    | L  | L  | L  | N    | N  | N  | N   | A, B, C   |         |
| 4.2pF (4R2)         | L            | L    | L  | L  | L  | N    | N  | N  | N   | A, B, C   |         |
| 4.3pF (4R3)         | L            | L    | L  | L  | L  | N    | N  | N  | N   | A, B, C   |         |
| 4.4pF (4R4)         | L            | L    | L  | L  | L  | N    | N  | N  | N   | A, B, C   |         |
| 4.5pF (4R5)         | L            | L    | L  | L  | L  | N    | N  | N  | N   | A, B, C   |         |
| 4.6pF (4R6)         | L            | L    | L  | L  | L  | N    | N  | N  | N   | A, B, C   |         |
| 4.7pF (4R7)         | L            | L    | L  | L  | L  | N    | N  | N  | N   | A, B, C   |         |
| 4.8pF (4R8)         | L            | L    | L  | L  | L  | N    | N  | N  | N   | A, B, C   |         |
| 4.9pF (4R9)         | L            | L    | L  | L  | L  | N    | N  | N  | N   | A, B, C   |         |
| 5.0pF (5R0)         | L            | L    | L  | L  | L  | N    | N  | N  | N   | A, B, C   |         |
| 5.1pF (5R1)         | L            | L    | L  | L  | L  | N    | N  | N  | N   | B, C, D   |         |
| 5.2pF (5R2)         | L            | L    | L  | L  | L  | N    | N  | N  | N   | B, C, D   |         |
| 5.3pF (5R3)         | L            | L    | L  | L  | L  | N    | N  | N  | N   | B, C, D   |         |
| 5.4pF (5R4)         | L            | L    | L  | L  | L  | N    | N  | N  | N   | B, C, D   |         |
| 5.5pF (5R5)         | L            | L    | L  | L  | L  | N    | N  | N  | N   | B, C, D   |         |
| 5.6pF (5R6)         | L            | L    | L  | L  | L  | N    | N  | N  | N   | B, C, D   |         |
| 5.7pF (5R7)         | L            | L    | L  | L  | L  | N    | N  | N  | N   | B, C, D   |         |
| 5.8pF (5R8)         | L            | L    | L  | L  | L  | N    | N  | N  | N   | B, C, D   |         |
| 5.9pF (5R9)         | L            | L    | L  | L  | L  | N    | N  | N  | N   | B, C, D   |         |
| 6.0pF (6R0)         | L            | L    | L  | L  | L  | N    | N  | N  | N   | B, C, D   |         |

1. The letter in cell is expressed the symbol of product thickness.
2. For more information about products with special capacitance or other data, please contact WTC local representative.

Multilayer Ceramic Capacitors

| DIELECTRIC          |             | NP0  |    |    |    |      |    |    |     | Tolerance |         |
|---------------------|-------------|------|----|----|----|------|----|----|-----|-----------|---------|
| SIZE                |             | 0201 |    |    |    | 0402 |    |    |     |           |         |
| RATED VOLTAGE (VDC) |             | 6.3  | 10 | 25 | 50 | 100  | 25 | 50 | 100 |           | 200     |
| Capacitance         | 6.1pF (6R1) | L    | L  | L  | L  | L    | N  | N  | N   | N         | B, C, D |
|                     | 6.2pF (6R2) | L    | L  | L  | L  | L    | N  | N  | N   | N         | B, C, D |
|                     | 6.3pF (6R3) | L    | L  | L  | L  | L    | N  | N  | N   | N         | B, C, D |
|                     | 6.4pF (6R4) | L    | L  | L  | L  | L    | N  | N  | N   | N         | B, C, D |
|                     | 6.5pF (6R5) | L    | L  | L  | L  | L    | N  | N  | N   | N         | B, C, D |
|                     | 6.6pF (6R6) | L    | L  | L  | L  | L    | N  | N  | N   | N         | B, C, D |
|                     | 6.7pF (6R7) | L    | L  | L  | L  | L    | N  | N  | N   | N         | B, C, D |
|                     | 6.8pF (6R8) | L    | L  | L  | L  | L    | N  | N  | N   | N         | B, C, D |
|                     | 6.9pF (6R9) | L    | L  | L  | L  | L    | N  | N  | N   | N         | B, C, D |
|                     | 7.0pF (7R0) | L    | L  | L  | L  | L    | N  | N  | N   | N         | B, C, D |
|                     | 7.1pF (7R1) | L    | L  | L  | L  | L    | N  | N  | N   | N         | B, C, D |
|                     | 7.2pF (7R2) | L    | L  | L  | L  | L    | N  | N  | N   | N         | B, C, D |
|                     | 7.3pF (7R3) | L    | L  | L  | L  | L    | N  | N  | N   | N         | B, C, D |
|                     | 7.4pF (7R4) | L    | L  | L  | L  | L    | N  | N  | N   | N         | B, C, D |
|                     | 7.5pF (7R5) | L    | L  | L  | L  | L    | N  | N  | N   | N         | B, C, D |
|                     | 7.6pF (7R6) | L    | L  | L  | L  | L    | N  | N  | N   | N         | B, C, D |
|                     | 7.7pF (7R7) | L    | L  | L  | L  | L    | N  | N  | N   | N         | B, C, D |
|                     | 7.8pF (7R8) | L    | L  | L  | L  | L    | N  | N  | N   | N         | B, C, D |
|                     | 7.9pF (7R9) | L    | L  | L  | L  | L    | N  | N  | N   | N         | B, C, D |
|                     | 8.0pF (8R0) | L    | L  | L  | L  | L    | N  | N  | N   | N         | B, C, D |
|                     | 8.1pF (8R1) | L    | L  | L  | L  | L    | N  | N  | N   | N         | B, C, D |
|                     | 8.2pF (8R2) | L    | L  | L  | L  | L    | N  | N  | N   | N         | B, C, D |
|                     | 8.3pF (8R3) | L    | L  | L  | L  | L    | N  | N  | N   | N         | B, C, D |
|                     | 8.4pF (8R4) | L    | L  | L  | L  | L    | N  | N  | N   | N         | B, C, D |
|                     | 8.5pF (8R5) | L    | L  | L  | L  | L    | N  | N  | N   | N         | B, C, D |
|                     | 8.6pF (8R6) | L    | L  | L  | L  | L    | N  | N  | N   | N         | B, C, D |
|                     | 8.7pF (8R7) | L    | L  | L  | L  | L    | N  | N  | N   | N         | B, C, D |
|                     | 8.8pF (8R8) | L    | L  | L  | L  | L    | N  | N  | N   | N         | B, C, D |
|                     | 8.9pF (8R9) | L    | L  | L  | L  | L    | N  | N  | N   | N         | B, C, D |
|                     | 9.0pF (9R0) | L    | L  | L  | L  | L    | N  | N  | N   | N         | B, C, D |
|                     | 9.1pF (9R1) | L    | L  | L  | L  | L    | N  | N  | N   | N         | B, C, D |
|                     | 9.2pF (9R2) | L    | L  | L  | L  | L    | N  | N  | N   | N         | B, C, D |
|                     | 9.3pF (9R3) | L    | L  | L  | L  | L    | N  | N  | N   | N         | B, C, D |
|                     | 9.4pF (9R4) | L    | L  | L  | L  | L    | N  | N  | N   | N         | B, C, D |
|                     | 9.5pF (9R5) | L    | L  | L  | L  | L    | N  | N  | N   | N         | B, C, D |
|                     | 9.6pF (9R6) | L    | L  | L  | L  | L    | N  | N  | N   | N         | B, C, D |
|                     | 9.7pF (9R7) | L    | L  | L  | L  | L    | N  | N  | N   | N         | B, C, D |
|                     | 9.8pF (9R8) | L    | L  | L  | L  | L    | N  | N  | N   | N         | B, C, D |
|                     | 9.9pF (9R9) | L    | L  | L  | L  | L    | N  | N  | N   | N         | B, C, D |
|                     | 10pF (100)  | L    | L  | L  | L  | L    | N  | N  | N   | N         | F, G, J |
| 11pF (110)          | L           | L    | L  | L  | L  | N    | N  | N  | N   | F, G, J   |         |
| 12pF (120)          | L           | L    | L  | L  | L  | N    | N  | N  | N   | F, G, J   |         |
| 13pF (130)          | L           | L    | L  | L  | L  | N    | N  | N  | N   | F, G, J   |         |
| 15pF (150)          | L           | L    | L  | L  | L  | N    | N  | N  | N   | F, G, J   |         |
| 16pF (160)          | L           | L    | L  | L  | L  | N    | N  | N  | N   | F, G, J   |         |
| 18pF (180)          | L           | L    | L  | L  | L  | N    | N  | N  | N   | F, G, J   |         |
| 20pF (200)          | L           | L    | L  | L  | L  | N    | N  | N  | N   | F, G, J   |         |
| 22pF (220)          | L           | L    | L  | L  | L  | N    | N  | N  | N   | F, G, J   |         |
| 24pF (240)          | L           | L    | L  | L  | L  | N    | N  | N  | N   | F, G, J   |         |
| 27pF (270)          | L           | L    | L  | L  | L  | N    | N  | N  | N   | F, G, J   |         |
| 30pF (300)          | L           | L    | L  | L  | L  | N    | N  | N  | N   | F, G, J   |         |
| 33pF (330)          | L           | L    | L  | L  | L  | N    | N  | N  | N   | F, G, J   |         |
| 36pF (360)          |             |      |    |    |    | N    | N  | N  | N   | F, G, J   |         |
| 39pF (390)          |             |      |    |    |    | N    | N  | N  | N   | F, G, J   |         |
| 43pF (430)          |             |      |    |    |    | N    | N  | N  | N   | F, G, J   |         |
| 47pF (470)          |             |      |    |    |    | N    | N  | N  | N   | F, G, J   |         |
| 56pF (560)          |             |      |    |    |    | N    | N  | N  | N   | F, G, J   |         |
| 68pF (680)          |             |      |    |    |    | N    | N  | N  | N   | F, G, J   |         |
| 82pF (820)          |             |      |    |    |    | N    | N  | N  | N   | F, G, J   |         |
| 100pF (101)         |             |      |    |    |    | N    | N  | N  | N   | F, G, J   |         |

1. The letter in cell is expressed the symbol of product thickness.
2. For more information about products with special capacitance or other data, please contact WTC local representative.

Multilayer Ceramic Capacitors

Approval Sheet

| DIELECTRIC          |             | NP0  |     |     |      |     |     |      |     |     |     | Tolerance |
|---------------------|-------------|------|-----|-----|------|-----|-----|------|-----|-----|-----|-----------|
| SIZE                |             | 0505 |     |     | 0603 |     |     | 0805 |     |     |     |           |
| RATED VOLTAGE (VDC) |             | 50   | 100 | 250 | 50   | 100 | 250 | 50   | 100 | 250 | 500 |           |
| Capacitance         | 0.1pF (0R1) |      |     |     | H    | H   | H   |      |     |     |     | A, B      |
|                     | 0.2pF (0R2) |      |     |     | H    | H   | H   | A    | A   | A   | A   | A, B      |
|                     | 0.3pF (0R3) |      |     |     | S    | S   | S   | T    | T   | T   | T   | A, B      |
|                     | 0.4pF (0R4) | J    | J   | J   | S    | S   | S   | T    | T   | T   | T   | A, B      |
|                     | 0.5pF (0R5) | J    | J   | J   | S    | S   | S   | T    | T   | T   | T   | A, B, C   |
|                     | 0.6pF (0R6) | J    | J   | J   | S    | S   | S   | T    | T   | T   | T   | A, B, C   |
|                     | 0.7pF (0R7) | J    | J   | J   | S    | S   | S   | T    | T   | T   | T   | A, B, C   |
|                     | 0.8pF (0R8) | J    | J   | J   | S    | S   | S   | T    | T   | T   | T   | A, B, C   |
|                     | 0.9pF (0R9) | J    | J   | J   | S    | S   | S   | T    | T   | T   | T   | A, B, C   |
|                     | 1.0pF (1R0) | J    | J   | J   | S    | S   | S   | T    | T   | T   | T   | A, B, C   |
|                     | 1.1pF (1R1) | J    | J   | J   | S    | S   | S   | T    | T   | T   | T   | A, B, C   |
|                     | 1.2pF (1R2) | J    | J   | J   | S    | S   | S   | T    | T   | T   | T   | A, B, C   |
|                     | 1.3pF (1R3) | J    | J   | J   | S    | S   | S   | T    | T   | T   | T   | A, B, C   |
|                     | 1.4pF (1R4) | J    | J   | J   | S    | S   | S   | T    | T   | T   | T   | A, B, C   |
|                     | 1.5pF (1R5) | J    | J   | J   | S    | S   | S   | T    | T   | T   | T   | A, B, C   |
|                     | 1.6pF (1R6) | J    | J   | J   | S    | S   | S   | T    | T   | T   | T   | A, B, C   |
|                     | 1.7pF (1R7) | J    | J   | J   | S    | S   | S   | T    | T   | T   | T   | A, B, C   |
|                     | 1.8pF (1R8) | J    | J   | J   | S    | S   | S   | T    | T   | T   | T   | A, B, C   |
|                     | 1.9pF (1R9) | J    | J   | J   | S    | S   | S   | T    | T   | T   | T   | A, B, C   |
|                     | 2.0pF (2R0) | J    | J   | J   | S    | S   | S   | T    | T   | T   | T   | A, B, C   |
|                     | 2.1pF (2R1) | J    | J   | J   | S    | S   | S   | T    | T   | T   | T   | A, B, C   |
|                     | 2.2pF (2R2) | J    | J   | J   | S    | S   | S   | T    | T   | T   | T   | A, B, C   |
|                     | 2.3pF (2R3) | J    | J   | J   | S    | S   | S   | T    | T   | T   | T   | A, B, C   |
|                     | 2.4pF (2R4) | J    | J   | J   | S    | S   | S   | T    | T   | T   | T   | A, B, C   |
|                     | 2.5pF (2R5) | J    | J   | J   | S    | S   | S   | T    | T   | T   | T   | A, B, C   |
|                     | 2.6pF (2R6) | J    | J   | J   | S    | S   | S   | T    | T   | T   | T   | A, B, C   |
|                     | 2.7pF (2R7) | J    | J   | J   | S    | S   | S   | T    | T   | T   | T   | A, B, C   |
|                     | 2.8pF (2R8) | J    | J   | J   | S    | S   | S   | T    | T   | T   | T   | A, B, C   |
|                     | 2.9pF (2R9) | J    | J   | J   | S    | S   | S   | T    | T   | T   | T   | A, B, C   |
|                     | 3.0pF (3R0) | J    | J   | J   | S    | S   | S   | T    | T   | T   | T   | A, B, C   |
|                     | 3.1pF (3R1) | J    | J   | J   | S    | S   | S   | T    | T   | T   | T   | A, B, C   |
|                     | 3.2pF (3R2) | J    | J   | J   | S    | S   | S   | T    | T   | T   | T   | A, B, C   |
|                     | 3.3pF (3R3) | J    | J   | J   | S    | S   | S   | T    | T   | T   | T   | A, B, C   |
|                     | 3.4pF (3R4) | J    | J   | J   | S    | S   | S   | T    | T   | T   | T   | A, B, C   |
|                     | 3.5pF (3R5) | J    | J   | J   | S    | S   | S   | T    | T   | T   | T   | A, B, C   |
|                     | 3.6pF (3R6) | J    | J   | J   | S    | S   | S   | T    | T   | T   | T   | A, B, C   |
|                     | 3.7pF (3R7) | J    | J   | J   | S    | S   | S   | T    | T   | T   | T   | A, B, C   |
|                     | 3.8pF (3R8) | J    | J   | J   | S    | S   | S   | T    | T   | T   | T   | A, B, C   |
|                     | 3.9pF (3R9) | J    | J   | J   | S    | S   | S   | T    | T   | T   | T   | A, B, C   |
|                     | 4.0pF (4R0) | J    | J   | J   | S    | S   | S   | T    | T   | T   | T   | A, B, C   |
|                     | 4.1pF (4R1) | J    | J   | J   | S    | S   | S   | T    | T   | T   | T   | A, B, C   |
|                     | 4.2pF (4R2) | J    | J   | J   | S    | S   | S   | T    | T   | T   | T   | A, B, C   |
|                     | 4.3pF (4R3) | J    | J   | J   | S    | S   | S   | T    | T   | T   | T   | A, B, C   |
|                     | 4.4pF (4R4) | J    | J   | J   | S    | S   | S   | T    | T   | T   | T   | A, B, C   |
|                     | 4.5pF (4R5) | J    | J   | J   | S    | S   | S   | T    | T   | T   | T   | A, B, C   |
|                     | 4.6pF (4R6) | J    | J   | J   | S    | S   | S   | T    | T   | T   | T   | A, B, C   |
|                     | 4.7pF (4R7) | J    | J   | J   | S    | S   | S   | T    | T   | T   | T   | A, B, C   |
|                     | 4.8pF (4R8) | J    | J   | J   | S    | S   | S   | T    | T   | T   | T   | A, B, C   |
|                     | 4.9pF (4R9) | J    | J   | J   | S    | S   | S   | T    | T   | T   | T   | A, B, C   |
|                     | 5.0pF (5R0) | J    | J   | J   | S    | S   | S   | T    | T   | T   | T   | A, B, C   |
|                     | 5.1pF (5R1) | J    | J   | J   | S    | S   | S   | T    | T   | T   | T   | B, C, D   |
|                     | 5.2pF (5R2) | J    | J   | J   | S    | S   | S   | T    | T   | T   | T   | B, C, D   |
|                     | 5.3pF (5R3) | J    | J   | J   | S    | S   | S   | T    | T   | T   | T   | B, C, D   |
|                     | 5.4pF (5R4) | J    | J   | J   | S    | S   | S   | T    | T   | T   | T   | B, C, D   |
|                     | 5.5pF (5R5) | J    | J   | J   | S    | S   | S   | T    | T   | T   | T   | B, C, D   |
|                     | 5.6pF (5R6) | J    | J   | J   | S    | S   | S   | T    | T   | T   | T   | B, C, D   |
|                     | 5.7pF (5R7) | J    | J   | J   | S    | S   | S   | T    | T   | T   | T   | B, C, D   |
|                     | 5.8pF (5R8) | J    | J   | J   | S    | S   | S   | T    | T   | T   | T   | B, C, D   |
|                     | 5.9pF (5R9) | J    | J   | J   | S    | S   | S   | T    | T   | T   | T   | B, C, D   |
|                     | 6.0pF (6R0) | J    | J   | J   | S    | S   | S   | T    | T   | T   | T   | B, C, D   |

1. The letter in cell is expressed the symbol of product thickness.
2. For more information about products with special capacitance or other data, please contact WTC local representative.



Multilayer Ceramic Capacitors

| DIELECTRIC          |             | NP0  |     |     |      |     |     |      |     |     |         | Tolerance |
|---------------------|-------------|------|-----|-----|------|-----|-----|------|-----|-----|---------|-----------|
| SIZE                |             | 0505 |     |     | 0603 |     |     | 0805 |     |     |         |           |
| RATED VOLTAGE (VDC) |             | 50   | 100 | 250 | 50   | 100 | 250 | 50   | 100 | 250 | 500     |           |
| Capacitance         | 6.1pF (6R1) | J    | J   | J   | S    | S   | S   | T    | T   | T   | T       | B, C, D   |
|                     | 6.2pF (6R2) | J    | J   | J   | S    | S   | S   | T    | T   | T   | T       | B, C, D   |
|                     | 6.3pF (6R3) | J    | J   | J   | S    | S   | S   | T    | T   | T   | T       | B, C, D   |
|                     | 6.4pF (6R4) | J    | J   | J   | S    | S   | S   | T    | T   | T   | T       | B, C, D   |
|                     | 6.5pF (6R5) | J    | J   | J   | S    | S   | S   | T    | T   | T   | T       | B, C, D   |
|                     | 6.6pF (6R6) | J    | J   | J   | S    | S   | S   | T    | T   | T   | T       | B, C, D   |
|                     | 6.7pF (6R7) | J    | J   | J   | S    | S   | S   | T    | T   | T   | T       | B, C, D   |
|                     | 6.8pF (6R8) | J    | J   | J   | S    | S   | S   | T    | T   | T   | T       | B, C, D   |
|                     | 6.9pF (6R9) | J    | J   | J   | S    | S   | S   | T    | T   | T   | T       | B, C, D   |
|                     | 7.0pF (7R0) | J    | J   | J   | S    | S   | S   | T    | T   | T   | T       | B, C, D   |
|                     | 7.1pF (7R1) | J    | J   | J   | S    | S   | S   | T    | T   | T   | T       | B, C, D   |
|                     | 7.2pF (7R2) | J    | J   | J   | S    | S   | S   | T    | T   | T   | T       | B, C, D   |
|                     | 7.3pF (7R3) | J    | J   | J   | S    | S   | S   | T    | T   | T   | T       | B, C, D   |
|                     | 7.4pF (7R4) | J    | J   | J   | S    | S   | S   | T    | T   | T   | T       | B, C, D   |
|                     | 7.5pF (7R5) | J    | J   | J   | S    | S   | S   | T    | T   | T   | T       | B, C, D   |
|                     | 7.6pF (7R6) | J    | J   | J   | S    | S   | S   | T    | T   | T   | T       | B, C, D   |
|                     | 7.7pF (7R7) | J    | J   | J   | S    | S   | S   | T    | T   | T   | T       | B, C, D   |
|                     | 7.8pF (7R8) | J    | J   | J   | S    | S   | S   | T    | T   | T   | T       | B, C, D   |
|                     | 7.9pF (7R9) | J    | J   | J   | S    | S   | S   | T    | T   | T   | T       | B, C, D   |
|                     | 8.0pF (8R0) | J    | J   | J   | S    | S   | S   | T    | T   | T   | T       | B, C, D   |
|                     | 8.1pF (8R1) | J    | J   | J   | S    | S   | S   | T    | T   | T   | T       | B, C, D   |
|                     | 8.2pF (8R2) | J    | J   | J   | S    | S   | S   | T    | T   | T   | T       | B, C, D   |
|                     | 8.3pF (8R3) | J    | J   | J   | S    | S   | S   | T    | T   | T   | T       | B, C, D   |
|                     | 8.4pF (8R4) | J    | J   | J   | S    | S   | S   | T    | T   | T   | T       | B, C, D   |
|                     | 8.5pF (8R5) | J    | J   | J   | S    | S   | S   | T    | T   | T   | T       | B, C, D   |
|                     | 8.6pF (8R6) | J    | J   | J   | S    | S   | S   | T    | T   | T   | T       | B, C, D   |
|                     | 8.7pF (8R7) | J    | J   | J   | S    | S   | S   | T    | T   | T   | T       | B, C, D   |
|                     | 8.8pF (8R8) | J    | J   | J   | S    | S   | S   | T    | T   | T   | T       | B, C, D   |
|                     | 8.9pF (8R9) | J    | J   | J   | S    | S   | S   | T    | T   | T   | T       | B, C, D   |
|                     | 9.0pF (9R0) | J    | J   | J   | S    | S   | S   | T    | T   | T   | T       | B, C, D   |
|                     | 9.1pF (9R1) | J    | J   | J   | S    | S   | S   | T    | T   | T   | T       | B, C, D   |
|                     | 9.2pF (9R2) | J    | J   | J   | S    | S   | S   | T    | T   | T   | T       | B, C, D   |
|                     | 9.3pF (9R3) | J    | J   | J   | S    | S   | S   | T    | T   | T   | T       | B, C, D   |
|                     | 9.4pF (9R4) | J    | J   | J   | S    | S   | S   | T    | T   | T   | T       | B, C, D   |
|                     | 9.5pF (9R5) | J    | J   | J   | S    | S   | S   | T    | T   | T   | T       | B, C, D   |
|                     | 9.6pF (9R6) | J    | J   | J   | S    | S   | S   | T    | T   | T   | T       | B, C, D   |
|                     | 9.7pF (9R7) | J    | J   | J   | S    | S   | S   | T    | T   | T   | T       | B, C, D   |
|                     | 9.8pF (9R8) | J    | J   | J   | S    | S   | S   | T    | T   | T   | T       | B, C, D   |
|                     | 9.9pF (9R9) | J    | J   | J   | S    | S   | S   | T    | T   | T   | T       | B, C, D   |
|                     | 10pF (100)  | J    | J   | J   | S    | S   | S   | T    | T   | T   | T       | F, G, J   |
|                     | 11pF (110)  | J    | J   | J   | S    | S   | S   | T    | T   | T   | T       | F, G, J   |
|                     | 12pF (120)  | J    | J   | J   | S    | S   | S   | T    | T   | T   | T       | F, G, J   |
| 13pF (130)          | J           | J    | J   | S   | S    | S   | T   | T    | T   | T   | F, G, J |           |
| 15pF (150)          | J           | J    | J   | S   | S    | S   | T   | T    | T   | T   | F, G, J |           |
| 16pF (160)          | J           | J    | J   | S   | S    | S   | T   | T    | T   | T   | F, G, J |           |
| 18pF (180)          | J           | J    | J   | S   | S    | S   | T   | T    | T   | T   | F, G, J |           |
| 20pF (200)          | J           | J    | J   | S   | S    | S   | T   | T    | T   | T   | F, G, J |           |
| 22pF (220)          | J           | J    | J   | S   | S    | S   | T   | T    | T   | T   | F, G, J |           |
| 24pF (240)          | J           | J    | J   | S   | S    | S   | T   | T    | T   | T   | F, G, J |           |
| 27pF (270)          | J           | J    | J   | S   | S    | S   | T   | T    | T   | T   | F, G, J |           |
| 30pF (300)          | J           | J    | J   | S   | S    | S   | T   | T    | T   | T   | F, G, J |           |
| 33pF (330)          | J           | J    | J   | S   | S    | S   | T   | T    | T   | T   | F, G, J |           |
| 36pF (360)          | J           | J    | J   | S   | S    | S   | T   | T    | T   | T   | F, G, J |           |
| 39pF (390)          | J           | J    | J   | S   | S    | S   | T   | T    | T   | T   | F, G, J |           |
| 43pF (430)          | J           | J    | J   | S   | S    | S   | T   | T    | T   | T   | F, G, J |           |
| 47pF (470)          | J           | J    | J   | S   | S    | S   | T   | T    | T   | T   | F, G, J |           |
| 56pF (560)          | J           | J    | J   | S   | S    | S   | T   | T    | T   | T   | F, G, J |           |
| 68pF (680)          | J           | J    | J   | S   | S    | S   | T   | T    | T   | T   | F, G, J |           |
| 82pF (820)          | J           | J    | J   | S   | S    | S   | T   | T    | T   | T   | F, G, J |           |
| 100pF (101)         | J           | J    | J   | S   | S    | S   | T   | T    | T   | T   | F, G, J |           |
| 120pF (121)         |             |      |     |     |      |     | T   | T    | T   |     | F, G, J |           |
| 150pF (151)         |             |      |     |     |      |     | T   | T    | T   |     | F, G, J |           |
| 180pF (181)         |             |      |     |     |      |     | T   | T    | T   |     | F, G, J |           |
| 220pF (221)         |             |      |     |     |      |     | T   | T    | T   |     | F, G, J |           |

1. The letter in cell is expressed the symbol of product thickness.
2. For more information about products with special capacitance or other data, please contact WTC local representative.



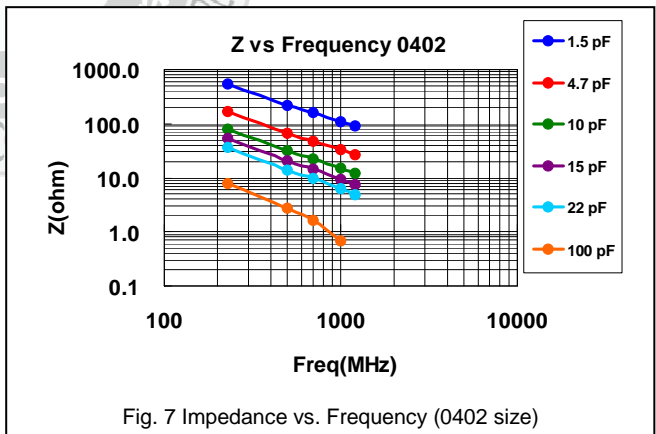
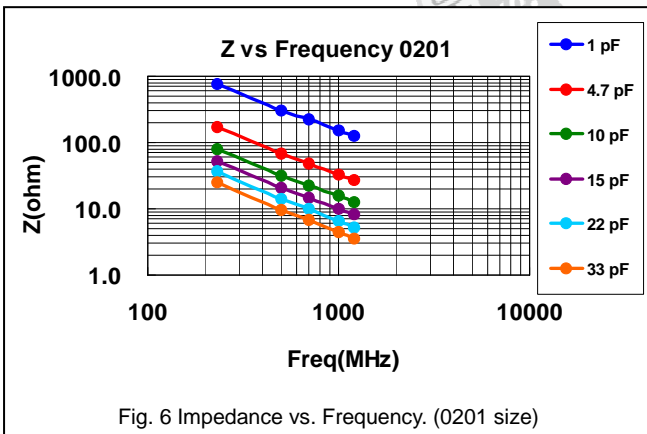
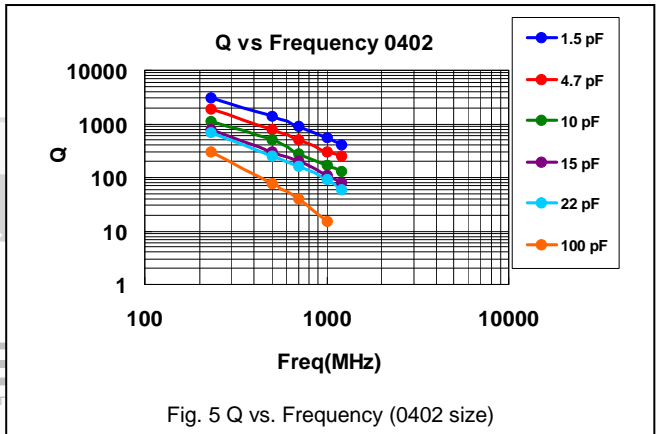
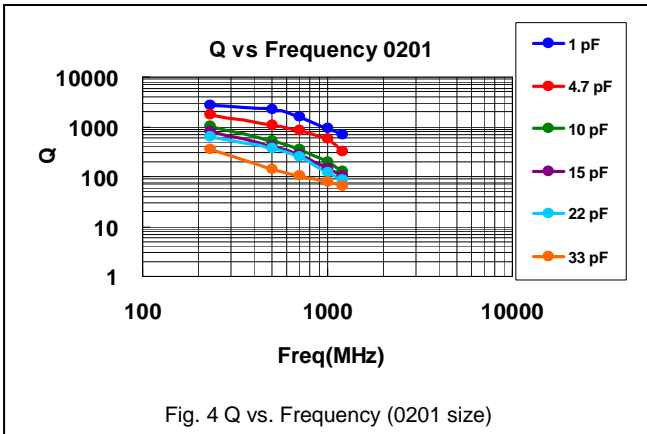
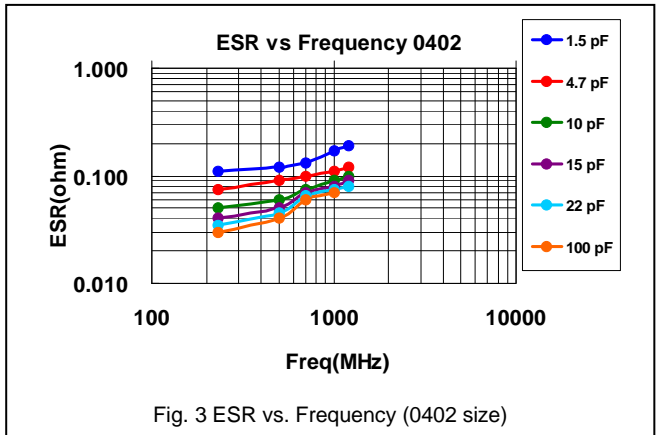
Multilayer Ceramic Capacitors

| DIELECTRIC          |             | NP0  |     |     |     |     |         | Tolerance |
|---------------------|-------------|------|-----|-----|-----|-----|---------|-----------|
| SIZE                |             | 1111 |     |     |     |     |         |           |
| RATED VOLTAGE (VDC) |             | 50   | 100 | 200 | 250 | 500 | 1500    |           |
| Capacitance         | 1.0pF (1R0) | G    | G   | G   | G   | G   | G       | A, B, C   |
|                     | 1.1pF (1R1) | G    | G   | G   | G   | G   | G       | A, B, C   |
|                     | 1.2pF (1R2) | G    | G   | G   | G   | G   | G       | A, B, C   |
|                     | 1.3pF (1R3) | G    | G   | G   | G   | G   | G       | A, B, C   |
|                     | 1.5pF (1R5) | G    | G   | G   | G   | G   | G       | A, B, C   |
|                     | 1.6pF (1R6) | G    | G   | G   | G   | G   | G       | A, B, C   |
|                     | 1.8pF (1R8) | G    | G   | G   | G   | G   | G       | A, B, C   |
|                     | 2.0pF (2R0) | G    | G   | G   | G   | G   | G       | A, B, C   |
|                     | 2.2pF (2R2) | G    | G   | G   | G   | G   | G       | A, B, C   |
|                     | 2.4pF (2R4) | G    | G   | G   | G   | G   | G       | A, B, C   |
|                     | 2.7pF (2R7) | G    | G   | G   | G   | G   | G       | A, B, C   |
|                     | 3.0pF (3R0) | G    | G   | G   | G   | G   | G       | A, B, C   |
|                     | 3.3pF (3R3) | G    | G   | G   | G   | G   | G       | A, B, C   |
|                     | 3.6pF (3R6) | G    | G   | G   | G   | G   | G       | A, B, C   |
|                     | 3.9pF (3R9) | G    | G   | G   | G   | G   | G       | A, B, C   |
|                     | 4.0pF (4R0) | G    | G   | G   | G   | G   | G       | A, B, C   |
|                     | 4.3pF (4R3) | G    | G   | G   | G   | G   | G       | A, B, C   |
|                     | 5.0pF (5R0) | G    | G   | G   | G   | G   | G       | A, B, C   |
|                     | 5.1pF (5R1) | G    | G   | G   | G   | G   | G       | B, C, D   |
|                     | 5.6pF (5R6) | G    | G   | G   | G   | G   | G       | B, C, D   |
|                     | 6.0pF (6R0) | G    | G   | G   | G   | G   | G       | B, C, D   |
|                     | 6.8pF (6R8) | G    | G   | G   | G   | G   | G       | B, C, D   |
|                     | 7.0pF (7R0) | G    | G   | G   | G   | G   | G       | B, C, D   |
|                     | 8.0pF (8R0) | G    | G   | G   | G   | G   | G       | B, C, D   |
|                     | 8.2pF (8R2) | G    | G   | G   | G   | G   | G       | B, C, D   |
|                     | 10pF (100)  | G    | G   | G   | G   | G   | G       | F, G, J   |
|                     | 12pF (120)  | G    | G   | G   | G   | G   | G       | F, G, J   |
|                     | 15pF (150)  | G    | G   | G   | G   | G   | G       | F, G, J   |
|                     | 18pF (180)  | G    | G   | G   | G   | G   | G       | F, G, J   |
|                     | 22pF (220)  | G    | G   | G   | G   | G   | G       | F, G, J   |
|                     | 27pF (270)  | G    | G   | G   | G   | G   | G       | F, G, J   |
|                     | 33pF (330)  | G    | G   | G   | G   | G   | G       | F, G, J   |
|                     | 39pF (390)  | G    | G   | G   | G   | G   | G       | F, G, J   |
|                     | 47pF (470)  | G    | G   | G   | G   | G   | G       | F, G, J   |
|                     | 56pF (560)  | G    | G   | G   | G   | G   | G       | F, G, J   |
|                     | 68pF (680)  | G    | G   | G   | G   | G   | G       | F, G, J   |
|                     | 82pF (820)  | G    | G   | G   | G   | G   | G       | F, G, J   |
|                     | 100pF (101) | G    | G   | G   | G   | G   | G       | F, G, J   |
|                     | 120pF (121) | G    | G   | G   | G   | G   | G       | F, G, J   |
|                     | 150pF (151) | G    | G   | G   | G   | G   | G       | F, G, J   |
| 180pF (181)         | G           | G    | G   | G   | G   | G   | F, G, J |           |
| 220pF (221)         | G           | G    | G   | G   | G   | G   | F, G, J |           |
| 270pF (271)         | G           | G    | G   | G   | G   | G   | F, G, J |           |
| 330pF (331)         | G           | G    | G   | G   | G   | G   | F, G, J |           |
| 390pF (391)         | G           | G    | G   | G   | G   | G   | F, G, J |           |
| 470pF (471)         | G           | G    | G   | G   | G   | G   | F, G, J |           |
| 560pF (561)         | G           | G    | G   | G   | G   | G   | F, G, J |           |
| 680pF (681)         | G           | G    | G   | G   | G   | G   | F, G, J |           |
| 820pF (821)         | G           | G    | G   | G   | G   | G   | F, G, J |           |
| 1000pF (102)        | G           | G    | G   | G   | G   | G   | F, G, J |           |

1. The letter in cell is expressed the symbol of product thickness.
2. For more information about products with special capacitance or other data, please contact WTC local representative.

Multilayer Ceramic Capacitors

9. ELECTRICAL CHARACTERISTICS



Multilayer Ceramic Capacitors



Fig. 8 ESR vs. Frequency (0603 size)



Fig. 9 ESR vs. Frequency (0805 size)

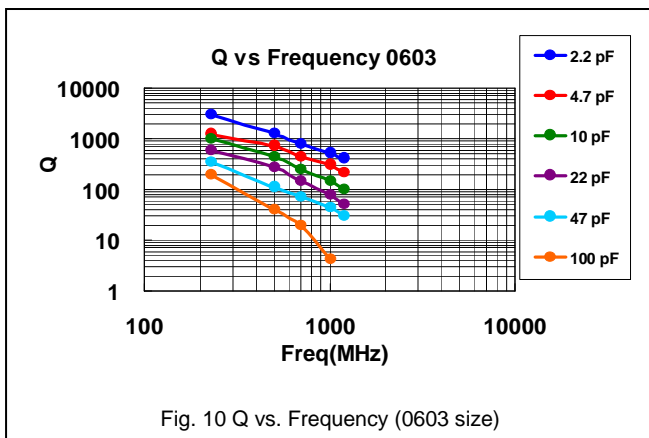


Fig. 10 Q vs. Frequency (0603 size)

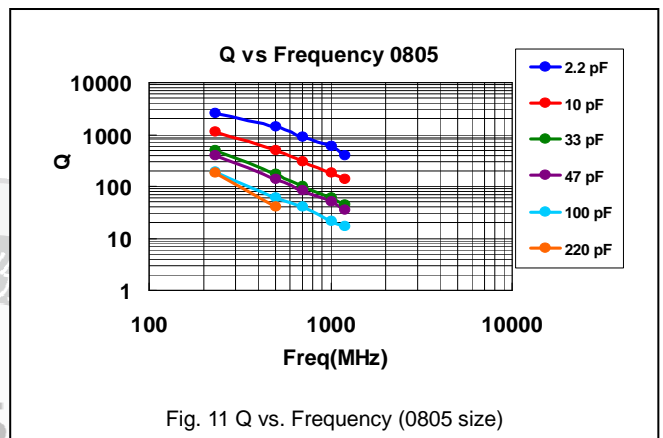


Fig. 11 Q vs. Frequency (0805 size)

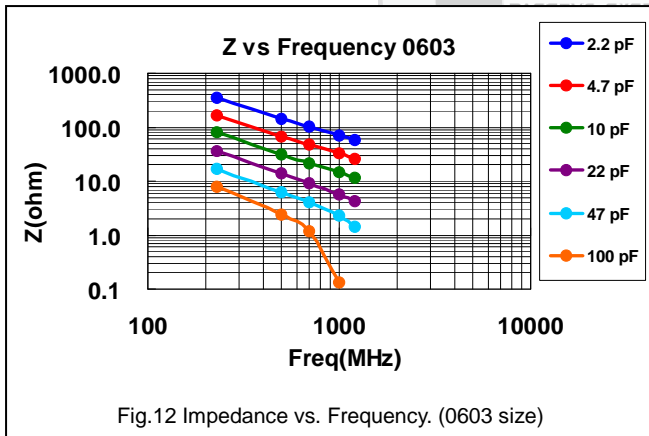


Fig.12 Impedance vs. Frequency. (0603 size)

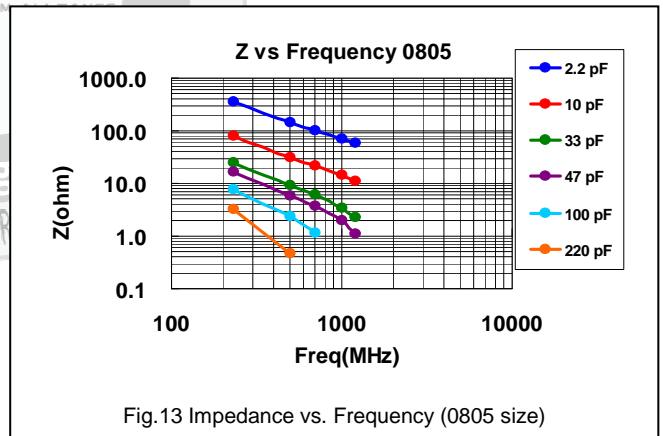
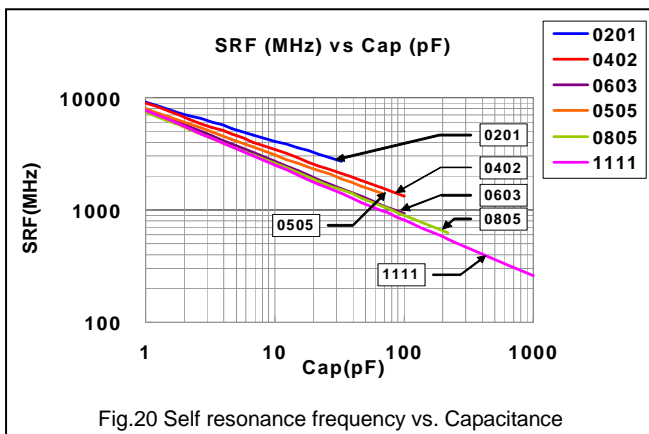


Fig.13 Impedance vs. Frequency (0805 size)

Multilayer Ceramic Capacitors



Multilayer Ceramic Capacitors

**10. RELIABILITY TEST CONDITIONS AND REQUIREMENTS**

| No. | Item                             | Test Conditions   | Requirements   |
|-----|----------------------------------|---|--|
| 1.  | Visual and Mechanical            |   | * No remarkable defect.<br>* Dimensions to conform to individual specification sheet.  |
| 2.  | Capacitance                      | 1.0±0.2Vrms, 1MHz±10%   | Shall not exceed the limits given in the detailed spec.  |
| 3.  | Q/ D.F.<br>(Dissipation Factor)  | At 25°C ambient temperature.  | * 01005, 0201, 0402/25V~50V:<br>Cap<30pF,Q≥400+20C;Cap≥30pF, Q≥1000<br>*0402/100V~200V, 0603, 0805, 0505, 1111:<br>Cap<30pF:Q≥800+20C;Cap≥30pF:Q≥1400  |
| 4.  | Dielectric Strength              | *To apply voltage:<br>≤100V : 250% of rated voltage.<br>200V ~ 300V : 200% of rated voltage.<br>500V ~ 999V : 150% of rated voltage.<br>1000V ~ 3000V : 120% of rated voltage.<br>4000V : 110% of rated voltage.<br>*Duration: 1 to 5 sec.<br>*Charge & discharge current less than 50mA. | No evidence of damage or flash over during test.   |
| 5.  | Insulation Resistance            | ≤100V : To apply rated voltage for max. 120 sec.<br>≥200V :To apply rated voltage (500V max.) for 60 sec.   | ≥10GΩ or RxC≥100Ω·F whichever is smaller   |
| 6.  | Temperature Coefficient          | With no electrical load.<br>Operating temperature: -55~125°C at 25°C  | Capacitance change: within ±30ppm/°C;<br>0201Cap≥22pF, within ±60ppm/°C  |
| 7.  | Adhesive Strength of Termination | Pressurizing force :<br>01005: 1N<br>0201: 2N<br>0402 to 0603: 5N<br>>0603: 10N<br>Test time: 10±1 sec.   | No remarkable damage or removal of the terminations.   |
| 8.  | Vibration Resistance             | * Vibration frequency: 10~55 Hz/min.<br>* Total amplitude: 1.5mm<br>* Test time: 6 hrs. (Two hrs each in three mutually perpendicular directions.)<br>*Cap./DF(Q) Measurement to be made after de-aging at 150°C for 1hr then set for 24±2 hrs at room temp.                              | * No remarkable damage.<br>* Cap change and Q/D.F.: To meet initial spec.  |
| 9.  | Solderability                    | * Solder temperature: 235±5°C<br>* Dipping time: 2±0.5 sec.   | 95% min. coverage of all metalized area.   |
| 10. | Bending Test                     | * The middle part of substrate shall be pressurized by means of the pressurizing rod at a rate of about 1 mm per second until the deflection becomes 1 mm and then the pressure shall be maintained for 5±1 sec.<br>* Measurement to be made after keeping at room temp. for 24±2 hrs.    | * No remarkable damage.<br>* Cap change: within ±5.0% or ±0.5pF whichever is larger. (This capacitance change means the change of capacitance under specified flexure of substrate from the capacitance measured before the test.) |
| 11. | Resistance to Soldering Heat     | * Solder temperature: 260±5°C<br>* Dipping time: 10±1 sec<br>* Preheating: 120 to 150°C for 1 minute before immerse the capacitor in a eutectic solder.<br>*Cap. / DF(Q) / I.R. Measurement to be made after de-aging at 150°C for 1hr then set for 24±2 hrs at room temp.                | * No remarkable damage.<br>* Cap change: within ±2.5% or ±0.25pF whichever is larger.<br>* Q/D.F., I.R. and dielectric strength: To meet initial requirements.<br>* 25% max. leaching on each edge.                                |

Multilayer Ceramic Capacitors

| No.                                   | Item                                 | Test Condition  | Requirements  |   |             |   |                            |            |   |            |     |   |                            |            |   |            |
|---------------------------------------|--------------------------------------|---|---|---|-------------|---|----------------------------|------------|---|------------|-----|---|----------------------------|------------|---|------------|
| 12.                                   | Temperature Cycle                    | * Conduct the five cycles according to the temperatures and time.   | * No remarkable damage.<br>* Cap change : within $\pm 2.5\%$ or $\pm 0.25\text{pF}$ whichever is larger.<br>* Q/D.F., I.R. and dielectric strength: To meet initial requirements.   |   |             |   |                            |            |   |            |     |   |                            |            |   |            |
|                                       |                                      | <table border="1"> <thead> <tr> <th>Step</th> <th>Temp. (°C)</th> <th>Time (min.)</th> </tr> </thead> <tbody> <tr> <td>1</td> <td>Min. operating temp. +0/-3</td> <td>30<math>\pm</math>3</td> </tr> <tr> <td>2</td> <td>Room temp.</td> <td>2~3</td> </tr> <tr> <td>3</td> <td>Max. operating temp. +3/-0</td> <td>30<math>\pm</math>3</td> </tr> <tr> <td>4</td> <td>Room temp.</td> <td>2~3</td> </tr> </tbody> </table> | Step  | Temp. (°C)                                      | Time (min.) | 1 | Min. operating temp. +0/-3 | 30 $\pm$ 3 | 2 | Room temp. | 2~3 | 3 | Max. operating temp. +3/-0 | 30 $\pm$ 3 | 4 | Room temp. |
| Step                                  | Temp. (°C)                           | Time (min.)   |   |   |             |   |                            |            |   |            |     |   |                            |            |   |            |
| 1                                     | Min. operating temp. +0/-3           | 30 $\pm$ 3  |   |   |             |   |                            |            |   |            |     |   |                            |            |   |            |
| 2                                     | Room temp.                           | 2~3   |   |   |             |   |                            |            |   |            |     |   |                            |            |   |            |
| 3                                     | Max. operating temp. +3/-0           | 30 $\pm$ 3  |   |   |             |   |                            |            |   |            |     |   |                            |            |   |            |
| 4                                     | Room temp.                           | 2~3   |   |   |             |   |                            |            |   |            |     |   |                            |            |   |            |
|                                       |                                      | * Cap. / DF(Q) / I.R. Measurement to be made after de-aging at 150°C for 1hr then set for 24 $\pm$ 2 hrs at room temp.  |   |   |             |   |                            |            |   |            |     |   |                            |            |   |            |
| 13.                                   | Humidity (Damp Heat) Steady State    | * Test temp.: 40 $\pm$ 2°C<br>* Humidity: 90~95% RH<br>* Test time: 500+24/-0hrs.<br>* Cap. / DF(Q) / I.R. Measurement to be made after de-aging at 150°C for 1hr then set for 24 $\pm$ 2 hrs at room temp.   | * No remarkable damage.<br>* Cap change: within $\pm 5.0\%$ or $\pm 0.5\text{pF}$ whichever is larger.<br>* Q/D.F. value: Cap $\geq$ 30pF, Q $\geq$ 350;<br>10pF $\leq$ Cap<30pF, Q $\geq$ 275+2.5C<br>Cap<10pF; Q $\geq$ 200+10C<br>* I.R.: $\geq 1\text{G}\Omega$ . |   |             |   |                            |            |   |            |     |   |                            |            |   |            |
|                                       |                                      |   |   |   |             |   |                            |            |   |            |     |   |                            |            |   |            |
| 14.                                   | Humidity (Damp Heat) Load            | * Test temp.: 40 $\pm$ 2°C<br>* Humidity: 90~95%RH<br>* Test time: 500+24/-0 hrs.<br>* To apply voltage : rated voltage (MAX. 500V)<br>* Cap. / DF(Q) / I.R. Measurement to be made after de-aging at 150°C for 1hr then set for 24 $\pm$ 2 hrs at room temp.   | * No remarkable damage.<br>* Cap change: within $\pm 7.5\%$ or $\pm 0.75\text{pF}$ whichever is larger.<br>* Q/D.F. value: Cap $\geq$ 30pF, Q $\geq$ 200;<br>Cap<30pF, Q $\geq$ 100+10/3C<br>* I.R.: $\geq 500\text{M}\Omega$ .                                       |   |             |   |                            |            |   |            |     |   |                            |            |   |            |
|                                       |                                      |   |   |   |             |   |                            |            |   |            |     |   |                            |            |   |            |
| 15.                                   | High Temperature Load (Endurance)    | * Test temp.: 125 $\pm$ 3°C<br>* To apply voltage:<br>(1) 10V $\leq$ Ur<500V: 200% of rated voltage.<br>(2) $\leq 6.3\text{V}$ or 500V: 150% of rated voltage.<br>(3) Ur $\geq 630\text{V}$ : 120% of rated voltage.<br>* Test time: 1000+24/-0 hrs.<br>* Cap. / DF(Q) / I.R. Measurement to be made after de-aging at 150°C for 1hr then set for 24 $\pm$ 2 hrs at room temp.  | * No remarkable damage.<br>* Cap change: within $\pm 3.0\%$ or $\pm 0.3\text{pF}$ whichever is larger.<br>* Q/D.F. value: Cap $\geq$ 30pF, Q $\geq$ 350<br>10pF $\leq$ Cap<30pF, Q $\geq$ 275+2.5C<br>Cap<10pF, Q $\geq$ 200+10C<br>* I.R.: $\geq 1\text{G}\Omega$ .  |   |             |   |                            |            |   |            |     |   |                            |            |   |            |
|                                       |                                      |   |   |   |             |   |                            |            |   |            |     |   |                            |            |   |            |
| 16.                                   | ESR                                  | The ESR should be measured at room temperature and tested at frequency 1 $\pm$ 0.1 GHz.   | 01005   | 0505  |             |   |                            |            |   |            |     |   |                            |            |   |            |
|                                       |                                      |   | 0.2pF $\leq$ Cap $\leq$ 1pF:< 700m $\Omega$ /pF   | 0.4pF $\leq$ Cap<1.0pF: < 1500m $\Omega$        |             |   |                            |            |   |            |     |   |                            |            |   |            |
|                                       |                                      |   | 1pF<Cap $\leq$ 2pF:< 600m $\Omega$  | 1.0pF $\leq$ Cap<10pF: < 250m $\Omega$          |             |   |                            |            |   |            |     |   |                            |            |   |            |
|                                       |                                      |   | 2pF<Cap $\leq$ 5pF:< 500m $\Omega$  | 10pF $\leq$ Cap $\leq$ 100pF: < 200m $\Omega$   |             |   |                            |            |   |            |     |   |                            |            |   |            |
|                                       |                                      |   | 5pF<Cap $\leq$ 10pF:< 300m $\Omega$   |   |             |   |                            |            |   |            |     |   |                            |            |   |            |
|                                       |                                      |   | 10pF<Cap $\leq$ 22pF:< 350m $\Omega$  |   |             |   |                            |            |   |            |     |   |                            |            |   |            |
|                                       |                                      |   | 0201  | 0402  |             |   |                            |            |   |            |     |   |                            |            |   |            |
|                                       |                                      |   | 0.1pF $\leq$ Cap $\leq$ 1pF:< 350m $\Omega$ /pF   | 0.1pF $\leq$ Cap $\leq$ 1pF:< 350m $\Omega$ /pF |             |   |                            |            |   |            |     |   |                            |            |   |            |
|                                       |                                      |   | 1pF<Cap $\leq$ 5pF:< 300m $\Omega$  | 1pF<Cap $\leq$ 5pF:< 300m $\Omega$              |             |   |                            |            |   |            |     |   |                            |            |   |            |
|                                       |                                      |   | 5pF<Cap $\leq$ 22pF:< 250m $\Omega$   | 5pF<Cap $\leq$ 100pF:< 250m $\Omega$            |             |   |                            |            |   |            |     |   |                            |            |   |            |
|                                       |                                      |   | 0603  | 0805  |             |   |                            |            |   |            |     |   |                            |            |   |            |
|                                       |                                      |   | 0.3pF $\leq$ Cap $\leq$ 1pF:< 1500m $\Omega$  | 0.3pF $\leq$ Cap $\leq$ 1pF: < 1500m $\Omega$   |             |   |                            |            |   |            |     |   |                            |            |   |            |
| 1pF<Cap $\leq$ 10pF:< 250m $\Omega$   | 1pF<Cap $\leq$ 10pF: < 250m $\Omega$ |   |   |   |             |   |                            |            |   |            |     |   |                            |            |   |            |
| 10pF<Cap $\leq$ 100pF:< 200m $\Omega$ | Cap>10pF: < 200m $\Omega$            |   |   |   |             |   |                            |            |   |            |     |   |                            |            |   |            |
|                                       |                                      | 0201, 22pF $\leq$ Cap $\leq$ 33pF: < 300m $\Omega$  |   |   |             |   |                            |            |   |            |     |   |                            |            |   |            |
|                                       |                                      | The ESR should be measured at room temperature and tested at frequency 500 $\pm$ 50 MHz.  |   |   |             |   |                            |            |   |            |     |   |                            |            |   |            |

Multilayer Ceramic Capacitors

**APPENDIXES**

▣ Tape & reel dimensions



Fig. 21 The dimension of paper tape



Fig. 22 The dimension of plastic tape

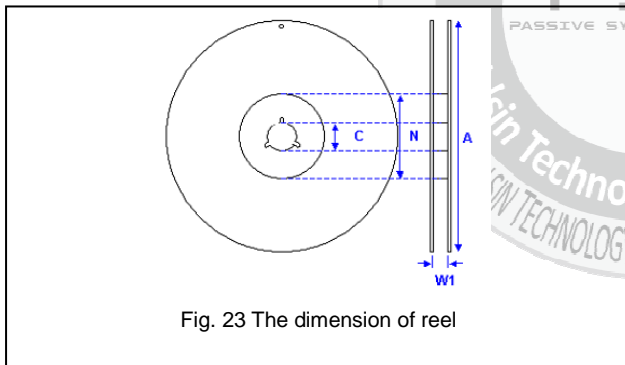
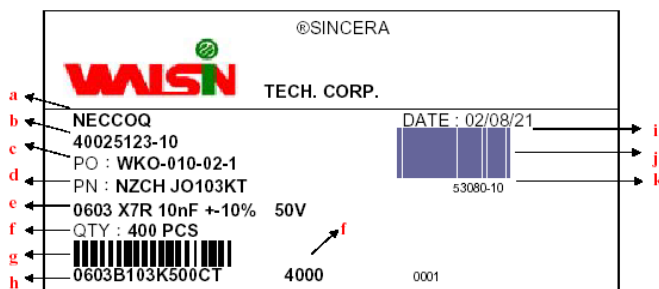


Fig. 23 The dimension of reel

| Size              | 01005            | 0201             | 0402             | 0505             | 0603             | 0805             | 1111             |
|-------------------|------------------|------------------|------------------|------------------|------------------|------------------|------------------|
| Thickness         | V                | L                | N                | J                | S                | T                | G                |
| A <sub>0</sub>    | 0.25<br>+/-0.05  | 0.40<br>+/-0.07  | 0.70<br>+/-0.2   | <1.90            | 1.05<br>+/-0.30  | 1.50<br>+/-0.20  | < 3.05           |
| B <sub>0</sub>    | 0.45<br>+/-0.05  | 0.70<br>+/-0.07  | 1.20<br>+/-0.2   | <1.90            | 1.80<br>+/-0.30  | 2.30<br>+/-0.20  | < 3.80           |
| T                 | ≤0.50            | ≤0.55            | ≤0.80            | 0.23±0.10        | ≤1.20            | ≤1.20            | 0.23<br>+/-0.1   |
| K <sub>0</sub>    | -                | -                | -                | <1.50            | -                | -                | < 2.50           |
| W                 | 8.00<br>+/-0.10  | 8.00<br>+/-0.10  | 8.00<br>+/-0.10  | 8.00<br>+/-0.20  | 8.00<br>+/-0.10  | 8.00<br>+/-0.10  | 8.00<br>+/-0.20  |
| P <sub>0</sub>    | 4.00<br>+/-0.10  | 4.00<br>+/-0.10  | 4.00<br>+/-0.10  | 4.00<br>+/-0.10  | 4.00<br>+/-0.10  | 4.00<br>+/-0.10  | 4.00<br>+/-0.10  |
| 10xP <sub>0</sub> | 40.00<br>+/-0.10 | 40.00<br>+/-0.10 | 40.00<br>+/-0.10 | 40.00<br>+/-0.20 | 40.00<br>+/-0.20 | 40.00<br>+/-0.20 | 40.00<br>+/-0.20 |
| P <sub>1</sub>    | 2.00<br>+/-0.05  | 2.00<br>+/-0.05  | 2.00<br>+/-0.05  | 4.00<br>+/-0.10  | 4.00<br>+/-0.10  | 4.00<br>+/-0.10  | 4.00<br>+/-0.10  |
| P <sub>2</sub>    | 2.00<br>+/-0.05  | 2.00<br>+/-0.05  | 2.00<br>+/-0.05  | 2.00<br>+/-0.05  | 2.00<br>+/-0.05  | 2.00<br>+/-0.05  | 2.00<br>+/-0.05  |
| D <sub>0</sub>    | 1.55<br>+/-0.05  | 1.55<br>+/-0.05  | 1.55<br>+/-0.05  | 1.55<br>+/-0.05  | 1.55<br>+/-0.05  | 1.55<br>+/-0.05  | 1.50<br>+0.1/-0  |
| D <sub>1</sub>    | -                | -                | -                | 1.00±0.10        | -                | -                | 1.00<br>+/-0.10  |
| E                 | 1.75<br>+/-0.05  | 1.75<br>+/-0.05  | 1.75<br>+/-0.05  | 1.75<br>+/-0.05  | 1.75<br>+/-0.05  | 1.75<br>+/-0.05  | 1.75<br>+/-0.10  |
| F                 | 3.50<br>+/-0.05  | 3.50<br>+/-0.05  | 3.50<br>+/-0.05  | 3.50<br>+/-0.05  | 3.50<br>+/-0.05  | 3.50<br>+/-0.05  | 3.50<br>+/-0.05  |

| Size           | 01005, 0201, 0402, 0505, 0603, 0805, 1111 |               |
|----------------|---|---------------|
| Reel size      | 7"  | 13"           |
| C              | 13.0+0.5/-0.2                             | 13.0+0.5/-0.2 |
| W <sub>1</sub> | 8.4+1.5/-0                                | 8.4+1.5/-0    |
| A              | 178.0±1.0                                 | 330.0±1.0     |
| N              | 60.0+1.0/-0                               | 100±1.0       |

▣ Description of customer label



- a. Customer name
- b. WTC order series and item number
- c. Customer P/O
- d. Customer P/N
- e. Description of product
- f. Quantity
- g. Bar code including quantity & WTC P/N or customer
- h. WTC P/N
- i. Shipping date
- j. Order bar code including series and item numbers
- k. Serial number of label



**Multilayer Ceramic Capacitors**

**Constructions**

| No. | Name             | NPO                      |           |
|-----|------------------|--------------------------|-----------|
| ①   | Ceramic material | BaTiO <sub>3</sub> based |           |
| ②   | Inner electrode  | Cu                       |           |
| ③   | Termination      | Inner layer              | Cu        |
| ④   |                  | Middle layer             | Ni        |
| ⑤   |                  | Outer layer              | Sn (Matt) |

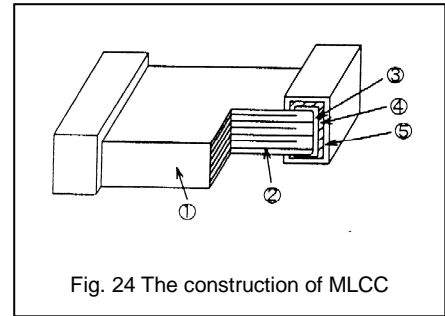


Fig. 24 The construction of MLCC

**Storage and handling conditions**

- (1) To store products at 5 to 40°C ambient temperature and 20 to 70% related humidity conditions.
- (2) The product is recommended to be used within one year after shipment. Check solderability in case of shelf life extension is needed.

Cautions:

- a. The corrosive gas reacts on the terminal electrodes of capacitors, and results in the poor solderability. Do not store the capacitors in the ambience of corrosive gas (e.g., hydrogen sulfide, sulfur dioxide, chlorine, ammonia gas etc.)
- b. In corrosive atmosphere, solderability might be degraded, and silver migration might occur to cause low reliability.
- c. Due to the dewing by rapid humidity change, or the photochemical change of the terminal electrode by direct sunlight, the solderability and electrical performance may deteriorate. Do not store capacitors under direct sunlight or dewing condition. To store products on the shelf and avoid exposure to moisture.

**Recommended soldering conditions**

The lead-free termination MLCCs are not only to be used on SMT against lead-free solder paste, but also suitable against lead-containing solder paste. If the optimized solder joint is requested, increasing soldering time, temperature and concentration of N<sub>2</sub> within oven are recommended.

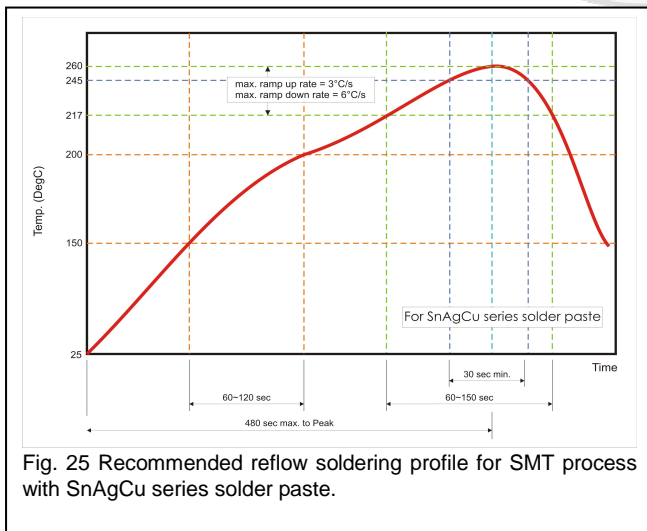


Fig. 25 Recommended reflow soldering profile for SMT process with SnAgCu series solder paste.

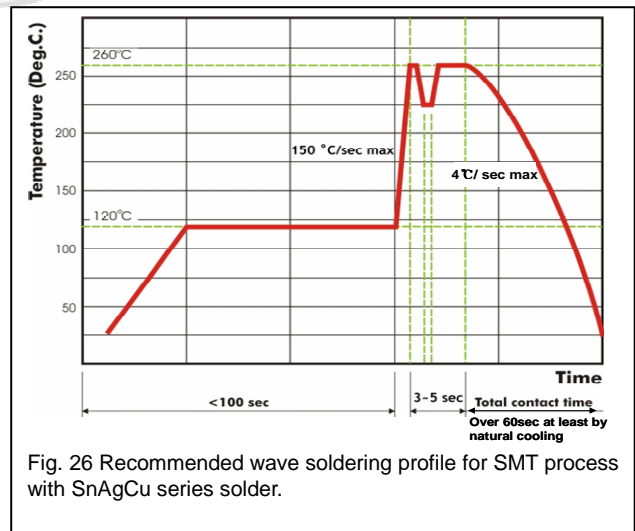


Fig. 26 Recommended wave soldering profile for SMT process with SnAgCu series solder.

## X-ON Electronics

Largest Supplier of Electrical and Electronic Components

*Click to view similar products for [Multilayer Ceramic Capacitors MLCC - SMD/SMT](#) category:*

*Click to view products by [Walsin](#) manufacturer:*

Other Similar products are found below :

[M39014/02-1225V](#) [M39014/22-0631](#) [D55342E07B523DR-T/R](#) [NCA1206X7R103K50TRPF](#) [NCA1206X7R104K16TRPF](#) [NIN-FB391JTRF](#)  
[NIN-FC2R7JTRF](#) [NMC0201X5R474K4TRPF](#) [NMC0402NPO220J50TRPF](#) [NMC0402X5R105K6.3TRPF](#) [NMC0402X5R224K6.3TRPF](#)  
[NMC0402X7R103J25TRPF](#) [NMC0402X7R153K16TRPF](#) [NMC0603NPO1R8C50TRPF](#) [NMC0603NPO201J50TRPF](#)  
[NMC0603NPO330G50TRPF](#) [NMC0603X5R475M6.3TRPF](#) [NMC0805NPO270J50TRPF](#) [NMC0805NPO820J50TRPF](#)  
[NMC0805X7R224K25TRPF](#) [NMC1206X7R102K50TRPF](#) [NMC-H0805X7R472K250TRPF](#) [NMC-L0402NPO7R0C50TRPF](#) [NMC-](#)  
[L0603NPO2R2B50TRPF](#) [NMC-P0805NPO221J500TRPLPF](#) [NMC-Q0402NPO8R2D200TRPF](#) [C1206C101J1GAC](#) [C1608C0G2A221J](#)  
[C1608X7R1E334K](#) [C2012C0G2A472J](#) [2220J2K00562KXT](#) [1812J2K00332KXT](#) [CDR31BX103AKWR](#) [CDR33BX104AKUR](#)  
[CDR33BX683AKUS](#) [CGA2B2C0G1H010C](#) [CGA2B2C0G1H040C](#) [CGA2B2C0G1H050C](#) [CGA2B2C0G1H060D](#) [CGA2B2C0G1H070D](#)  
[CGA2B2C0G1H120J](#) [CGA2B2C0G1H151J](#) [CGA2B2C0G1H181JT0Y0F](#) [CGA2B2C0G1H1R5C](#) [CGA2B2C0G1H2R2C](#)  
[CGA2B2C0G1H390J](#) [CGA2B2C0G1H391J](#) [CGA2B2C0G1H3R3C](#) [CGA2B2C0G1H680J](#) [CGA2B2C0G1H6R8D](#)