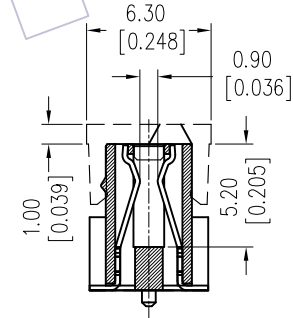
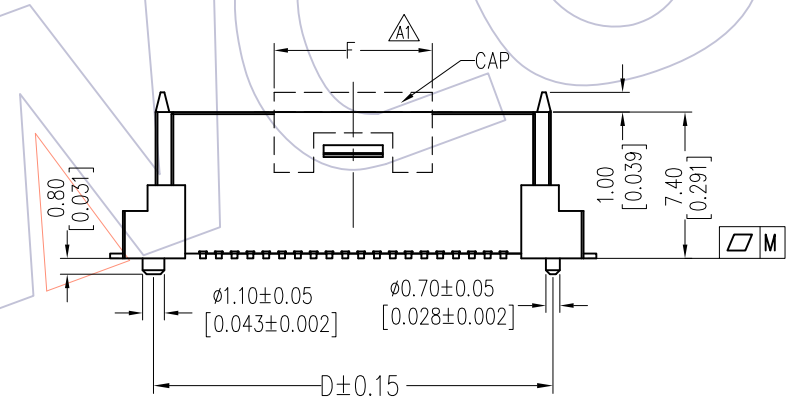
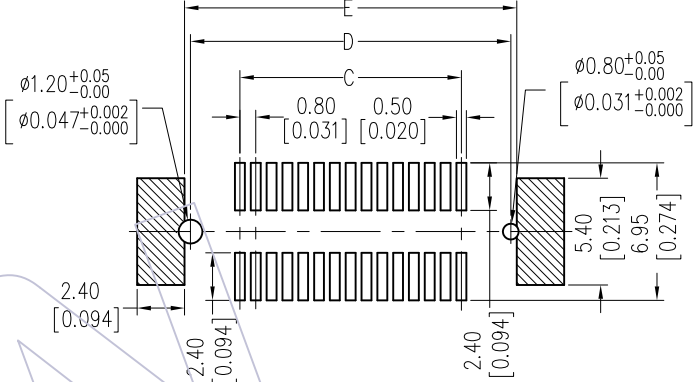
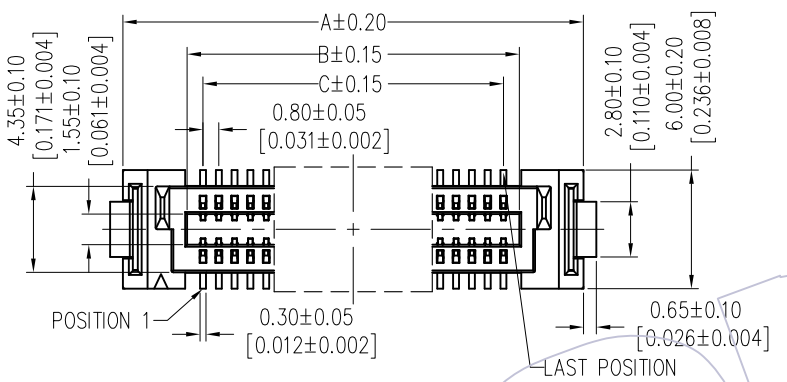


# HSF

Recommended P.C.B Layout (Top Side)  
(PCB BOARD TOLERANCE ±0.05)

NOTE:

- 1.MATERIAL:  
1.1 INSULATOR: LCP+30%G.F, UL94V-0; BLACK.  
1.2 CAP: LCP+30%G.F, UL94V-0; BLACK.  
1.3 CONTACT: PHOSPHOR BRONZE.  
1.4 MOUNTING EAR: PHOSPHOR BRONZE.
- 2.FINISH:  
2.1 CONTACT: 3u" OR 5u" MIN. GOLD PLATED IN CONTACT AREA  
80u" MIN. TIN PLATED IN SOLDER AREA  
50u" MIN. NICKEL UNDERPLATED OVERALL.  
2.2 MOUNTING EAR: 100u" MIN. TIN PLATED OVER  
50u" MIN. NICKEL UNDERPLATED OVERALL.
- 3.ELECTRICAL CHARACTERISTICS  
3.1 CURRENT RATING: 0.5A.  
3.2 CONTACT RESISTANCE: 65mΩ MAX.  
3.3 INSULATION RESISTANCE: 1000MΩ MIN DC500V.  
3.4 DIELECTRIC WITHSTANDING VOLTAGE: 250V AC PER MINUTE.  
3.5 OPERATING TEMPERATURE: -40°C ~ +105°C.  
3.6 OPERATING: 100 CYCLES MIN.  
3.7 INSERTION FORCE: 90g MAX. Per PIN Pair.  
3.8 WITHDRAWAL FORCE: 10g MIN. Per PIN Pair.  
3.9 CONTACT RETENTION FORCE: 250g MIN. PER CONTACT  
3.10 STORAGE TEMPERATURE: -10°C ~ +40°C.



Flatness: <80Pins The "M" Is 0.10mm MAX  
≥80Pins The "M" Is 0.15mm MAX

CAP PART NO.	Dimension	Applicable Pins
	F	
CAP3614-G202	8.00	20~30
CAP3614-G203	16.00	40~50
CAP3614-G204	24.00	60~70
CAP3614-G205	32.00	80~90
CAP3614-G206	40.00	100~110~120

## Ordering Information

3614-S XXX - 074 XX R 01

No. of Pins High "H" Contact Plating Packing  
S1=3u"Gold/Tin R=Tape&Reel+CAP  
S2=5u"Gold/Tin

No. of Pins	Dimension				
	A	B	C	D	E
20	15.30	8.80	7.20	12.20	12.80
30	19.30	12.80	11.20	16.20	16.80
40	23.30	16.80	15.20	20.20	20.80
50	27.30	20.80	19.20	24.20	24.80
60	31.30	24.80	23.20	28.20	28.80
80	39.30	32.80	31.20	36.20	36.80
100	47.30	40.80	39.20	44.20	44.80
120	55.30	48.80	47.20	52.20	52.80
160	71.30	64.80	63.20	68.20	68.80

REV	DATE	MODIFICATION DESCRIPTION	CHANGE	OPERATION		DRAW Ding	DATE 2017/02/14	SCALE	FIT mm inch	PART NO. 3614-SXXX-074XXR01
				X.X	±0.40					
A2	2017/02/14	ADD CAP	△	X.X	±0.40	CHECK	DATE	UNIT	A4	TITLE: 0.80mm "D" TYPE BTB FEMALE 180° SMT H=7.40
A1	2016/10/11	更改CAP的长度	△	X.XX	±0.25	APPROVE	DATE	SHEET	1/1	
A0	2013/08/05	NEW	—	X.XXX	±0.15			PROJ.	Customer NO.	
				Angle DIM	± 3' TOL					

Http: www.wcon.com

<p>WCON-Dongguan Tel: +86 769 85358920 Fax: +86 769 85358915 E-mail: sales@wcon.com</p>	<p>WCON-Kunshan Tel: +86 512 57468408 Fax: +86 512 57468468 E-mail: salesks@wcon.com</p>
---	--

## X-ON Electronics

Largest Supplier of Electrical and Electronic Components

*Click to view similar products for [Board to Board & Mezzanine Connectors](#) category:*

*Click to view products by [Wcon](#) manufacturer:*

Other Similar products are found below :

[589158040000018](#) [MDF7C-18P-2.54DSA\(55\)](#) [FCN-268F036-G/BD](#) [FCN-268M012-G/0D](#) [FCN-268M024-G/1D](#) [MIS-048-01-F-D-DP-K](#)  
[832-10-034-10-001000](#) [FX4C-80S-1.27DSA](#) [93696-330](#) [224393](#) [FCN-235D050-G/C](#) [210-93-314-41-105000](#) [MDF7-40DP-2.54DSA\(55\)](#)  
[55323-1519](#) [069159702701000](#) [101A10019X](#) [105061100000861+](#) [75140-7012](#) [87471-650](#) [1744382-4](#) [063209](#) [10124054-515LF](#) [68685-603](#)  
[8-1616154-3](#) [541371078](#) [IL-WX-10PB-HF-B-E1000E](#) [FX23-40P-0.5SV15B](#) [FCN-214J100-G/0](#) [354184](#) [P50-028-DDS-TG](#) [53309-2471](#)  
[54546-2071](#) [1586617-1](#) [504248-1210](#) [504248-2010](#) [1-1437355-2](#) [9159005551906](#) [NDS100-004-BF](#) [93696-730LF](#) [91922-31141LF](#) [505274-](#)  
[3440](#) [501493-2410](#) [504208-3410](#) [505006-0811](#) [505274-2040](#) [202436-1600](#) [202477-0414](#) [71660-7580](#) [73420-5192](#) [360-10-107-00-001000](#)