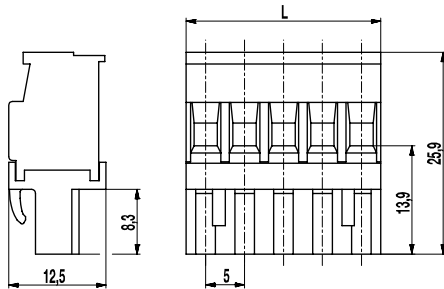


Plug connector

120-D-121

Screw connection



The plug connector 120-D-121, with a pitch of 5 mm, is available in 2- to 24-pole design and can be mounted side-by-side without pole loss.

On version 120-D-111, the wire entrance is located opposite to the latching hook side; on version 120-D-121, it is located on the same side. Plugging the plug connector on pin strips of series 120 therefore results in inverted plug-in configurations.

For each pole the plug connector has one trapezoidal coding slot in which the coding elements 120-K can be inserted. The wire entrance is vertical to the plug direction.

The screws are captive.

Part Numbers

No. of poles	120-D-121	Length	Pcs
2	20.808.402	10,00	100
3	20.808.403	15,00	100
4	20.808.404	20,00	100
5	20.808.405	25,00	100
6	20.808.406	30,00	100
7	20.808.407	35,00	50
8	20.808.408	40,00	50
9	20.808.409	45,00	50
10	20.808.410	50,00	50
11	20.808.411	55,00	50
12	20.808.412	60,00	100
13	20.808.413	65,00	50
14	20.808.414	70,00	50
15	20.808.415	75,00	50
16	20.808.416	80,00	50
17	20.808.417	85,00	50
18	20.808.418	90,00	50
19	20.808.419	95,00	50
20	20.808.420	100,00	50
21	20.808.421	105,00	50
22	20.808.422	110,00	50
23	20.808.423	115,00	50
24	20.808.424	120,00	50

General Information

Pitch	5 mm
No. of poles	2 - 24
Usable with	all pin strips of series 120




Technical Data

Clamping Range	<i>solid / flexible / AWG</i>		
	0,2 - 4 mm ² / 0,2 - 2,5 mm ² / 26 - 12 AWG		
Wire Stripping Length	7 mm ± 0,5 mm		
Overvoltage Category	III	III	II
Pollution Severity Level	3	2	2
Rated Voltage	250 V	320 V	630 V
Rated Impulse Voltage	4 kV	4 kV	4 kV
Rated Insulation Voltage	250 V acc. to EN 60998-1		
Rated Current	12 A		
Torque	0,5 Nm		

Material

Moulding	PA, grey, V-0
Comparative Tracking Index	CTI ≥ 600
Insulating Group	I
Temperature Range	-40°C up to 100°C
Terminal body	Nickel plated brass
Pressure clamp	Tin plated tin bronze
Screw	M3; zinc plated steel, blue passivated
Spring	Tin plated tin bronze

Approvals

	Current	Voltage	Group	AWG	Nm
	15	300	B	26 - 12	0,51
	10	300	D	26 - 12	0,51
	15	300	B	26 - 12	0,51
	10	300	D, E	26 - 12	0,51
					

Options / Accessories

- Consecutive numbering
- Special marking according to drawing
- Self-adhesive marking strip BST-5,00
- Pitch of 10 mm for larger clearance and creepage distances
- Coding elements 120-K
- Connectors equipped with coding elements on request
- Strain relief

X-ON Electronics

Largest Supplier of Electrical and Electronic Components

Click to view similar products for [Pluggable Terminal Blocks](#) category:

Click to view products by [Weco](#) manufacturer:

Other Similar products are found below :

[57.510.0053](#) [721-104/026-047](#) [721-204/026-045](#) [MC 1.5/ 6-ST-3.5 GY AU](#) [ET02015000J0G](#) [860505](#) [860516](#) [860810](#) [GBPACX-12](#)
[93.731.4953.0](#) [PVP03-3,50](#) [PVS02-5,00](#) [1-1986160-3](#) [1377680000](#) [1531000000](#) [1546228-5](#) [ELFP03110](#) [ELFP10210](#) [ELFT07250](#)
[ELVD12100](#) [ELVF09400](#) [ELXH071G0E](#) [1725220000](#) [1760336](#) [1855000000](#) [19346](#) [1946309](#) [1973592](#) [19892](#) [25.320.4053.1](#) [25.320.4553.9](#)
[25.320.4753.1](#) [25.320.5453.1](#) [25.340.0353.1](#) [25.340.1053.1](#) [25.345.3553.0M001](#) [25.640.3553.1](#) [SH02-5,08](#) [SH06-3,81](#) [SH08-5,08](#) [SH08-](#)
[5,08-K](#) [SH12-5,08](#) [SHS04-5,00](#) [30.303](#) [30.305](#) [30.306](#) [PHP09-5,08](#) [25.193.0453.0](#) [25.320.4653.1](#) [25.332.2453.1](#)