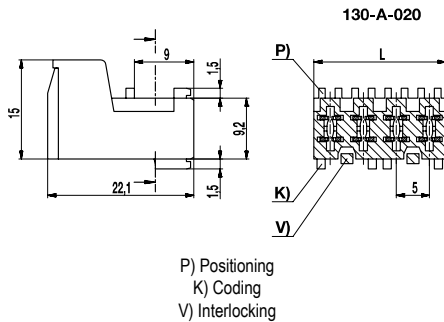


Plug connector

130-A

Screw connection



This plug connector was developed according to "White Goods Standard RAST 5 (Plug-Connection-Technology with a pitch of 5 mm)". Due to its diverse coding possibilities, it offers maximum safety against incorrect plugging.

For the coded version, a corresponding drawing or description of the desired positioning (P), coding (K) and interlocking (V) is to be provided by the customer.

The technical drawing shows an example of a 4-pole plug connector with all data on positioning, coding and interlocking location 1/2 and 3/4.

The article numbers stated below refer to 2- to 12-pole plug connectors with exemplary coding design, which are further described on a supplementary data sheet.

Other coded versions (P,K,V) are available upon request.

Part Numbers

No. of poles	130-A	Length	Pcs
2	21.802.120	10,00	100
3	21.802.130	15,00	100
4	21.802.140	20,00	100
5	21.802.151	25,00	50
6	21.802.161	30,00	50
7	21.802.171	35,00	50
8	23.802.181	40,00	50
9	21.802.191	45,00	50
10	21.802.100	50,00	50
11	21.802.111	55,00	50
12	21.802.122	60,00	50

General Information

Pitch	5 mm
No. of poles	2 - 12
Usable with	Tab connectors 130-K, 900-SUN-5



Technical Data

Clamping Range	<i>solid / flexible / AWG</i>		
	0,2 - 4 mm ² / 0,2 - 2,5 mm ² / 26 - 14 AWG		
Rated Cross Section	2,5 mm ²		
Wire Stripping Length	7 mm ± 0,5 mm		
Overvoltage Category	III	III	II
Pollution Severity Level	3	2	2
Rated Voltage	250 V	320 V	630 V
Rated Impulse Voltage	4 kV	4 kV	4 kV
Torque	0,5 Nm		

Material

Moulding	PA, grey, V-0
Comparative Tracking Index	CTI ≥ 600
Insulating Group	I
Temperature Range	-40°C up to 100°C
Terminal body	Nickel plated brass
Pressure clamp	Tin plated tin bronze
Screw	M3, zinc plated steel, blue passivated
Spring	Tin plated tin bronze

Approvals

	Current	Voltage	Group	AWG	Nm
	22	300	B	26 - 10	0,51
	10	300	D	26 - 10	0,51
	22	300	B	26 - 10	0,51
	10	300	D, E	26 - 10	0,51

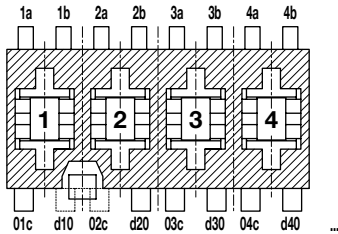
Options / Accessories

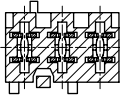
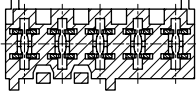
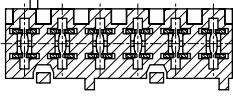
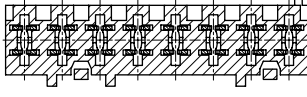
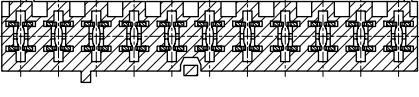
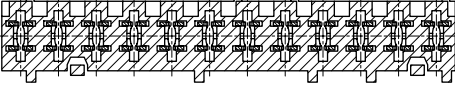
- Consecutive numbering
- Special marking according to drawing
- Self-adhesive marking strip BST-5,00
- Pitch of 10 mm for larger clearance and creepage distances
- Version with extended wire entrance

Plug connector

130-A

ADDITION: Overview coding versions



	Type / Part number	Positioning (P)	Coding (K)	Interlocking (V)
	130-A-021/02 21.802.120	1b, 2a	01c, d20	1/2
	130-A-021/03 21.802.130	1b	01c, d20	1/2
	130-A-021/04 21.802.140	1b	03c, d40	1/2, 3/4
	130-A-121/05 21.802.151	1a, 5b	01c, d30	1/2, 2/3
	130-A-121/06 21.802.161	1b	03c, d60	1/2, 4/5
	130-A-121/07 21.802.171	none	03c, d40, 07c	1/2, 5/6
	130-A-123/08 23.802.181	8b	02c, d30, 07c	2/3, 7/8
	130-A-121/09 21.802.191	1b	03c	5/6
	130-A-021/10 21.802.100	1b	03c	5/6
	130-A-121/11 21.802.111	1b, 11b	03c	5/6
	130-A-121/12 21.802.122	1b, 7a, 8b, 12b	d10, 06c, 09c, d100, d120	2/3, 11/12

X-ON Electronics

Largest Supplier of Electrical and Electronic Components

Click to view similar products for [Pluggable Terminal Blocks](#) category:

Click to view products by [Weco](#) manufacturer:

Other Similar products are found below :

[57.510.0053](#) [721-104/026-047](#) [721-204/026-045](#) [MC 1.5/ 6-ST-3.5 GY AU](#) [ET02015000J0G](#) [860505](#) [860516](#) [860810](#) [GBPACX-12](#)
[93.731.4953.0](#) [PVP03-3,50](#) [PVS02-5,00](#) [1-1986160-3](#) [1377680000](#) [1531000000](#) [1546228-5](#) [ELFP03110](#) [ELFP10210](#) [ELFT07250](#)
[ELVD12100](#) [ELVF09400](#) [ELXH071G0E](#) [1725220000](#) [1760336](#) [1855000000](#) [19346](#) [1946309](#) [1973592](#) [19892](#) [25.320.4053.1](#) [25.320.4553.9](#)
[25.320.4753.1](#) [25.320.5453.1](#) [25.340.0353.1](#) [25.340.1053.1](#) [25.345.3553.0M001](#) [25.640.3553.1](#) [SH02-5,08](#) [SH06-3,81](#) [SH08-5,08](#) [SH08-](#)
[5,08-K](#) [SH12-5,08](#) [SHS04-5,00](#) [30.303](#) [30.305](#) [30.306](#) [PHP09-5,08](#) [25.193.0453.0](#) [25.320.4653.1](#) [25.332.2453.1](#)