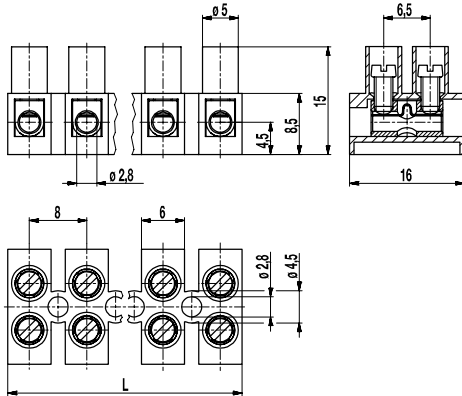



302(-HDS)

Socket terminal strip
Screw connection



The socket terminal strip 302 is one of our smallest socket terminal strips. It is available in 8 mm pitch with 1- to 12-pole design and can be easily cut to the desired number of poles.

The flexible polyamide moulding can even be mounted on curved surfaces.

The wire protector of the "HDS"-version reliably prevents damage to multi-wire flexible conductors by the turning screw.

Part Numbers

No. of poles	302	302-HDS	Length	PU
1	11.820.007	31.820.008	7,00	5000
2	12.820.007	32.820.008	15,00	2000
3	13.820.007	33.820.008	23,00	1000
4	14.820.007	34.820.008	31,00	1000
5	15.820.007	35.820.008	39,00	1000
6	16.820.007	36.820.008	47,00	100
7	17.820.007	37.820.008	55,00	70
8	18.820.007	38.820.008	63,00	70
9	19.820.007	39.820.008	71,00	60
10	20.820.007	40.820.008	79,00	50
11	21.820.007	41.820.008	87,00	50
12	22.820.007	42.820.008	94,00	50

further number of poles on request

Part Numbers: "no flame" acc. to glow-wire test

No. of poles	302	302-HDS	Length	PU
1		31.820.051.EN6	7,00	5000
2	12.820.051.EN6	32.820.051.EN6	15,00	2000
3		33.820.051.EN6	23,00	1000
4		34.820.051.EN6	31,00	1000
6		36.820.051.EN6	47,00	100
8		38.820.051.EN6	63,00	70
9		39.820.051.EN6	71,00	60
12	22.820.051.EN6	42.820.051.EN6	94,00	50

further number of poles on request

General Information

Pitch	8 mm
No. of poles	1 - 12
Areas of application	For lighting applications and similar electrical equipment.




Technical Data

Clamping Range	<i>solid / flexible / AWG</i>		
<i>without wire protector</i>	0,5 - 4 mm ² / 0,5 - 2,5 mm ² / 20 - 12 AWG		
<i>with wire protector</i>	0,34 - 2,5 mm ² / 0,34 - 2,5 mm ² / 22 - 14 AWG		
Rated Cross Section	1,5 mm ²		
Wire Stripping Length	5 mm ± 0,5 mm		
Overvoltage Category	III	III	II
Pollution Severity Level	3	2	2
Rated Voltage	320 V	320 V	630 V
Rated Impulse Voltage	4 kV	4 kV	4 kV
Rated Insulation Voltage	450 V acc. to EN 60998-1		
Rated Current	17,5 A		
Torque	0,4 Nm		

Material

Moulding	PA, natural, V-2 (PA, white, V-0) Details in brackets for "no flame" products
Comparative Tracking Index	CTI ≥ 600
Insulating Group	I
Temperature Range	-40°C up to 100°C
Terminal Body	Nickel plated brass
Screw	M2,6; zinc plated steel, blue passivated
Wire protector	Stainless steel strip

Approvals

	Current [A]	Voltage [V]	Group	AWG	[Nm]
	20	300	B	20 - 12	0,4
	10	300	D	20 - 12	0,4
	20	300	B	26 - 12	0,4 [1]
	10	300	D,E	26 - 12	0,4 [1]
<hr/>					
	Current [A]	Voltage [V]	[mm ²]		
	17,5	450	1,5		

[1] 302-HDS: 26 - 14 AWG

Options / Accessories

- Marking options on the screw guides
- Marking strips BST-302
- Jumpers 302-J
- Screws made out of brass
- With pegs at the base for saving assembly time
- Up to 26 poles possible
- Socket with blind hole

X-ON Electronics

Largest Supplier of Electrical and Electronic Components

Click to view similar products for [Weco manufacturer](#):

Other Similar products are found below :

[110-A-111/02](#) [110-A-111/03](#) [110-A-111/04](#) [110-A-111/05](#) [110-A-111/06](#) [110-A-111/08-BA](#) [110-M-111/02](#) [110-M-111/05](#) [110-M-111/06](#)
[110-M-121/02](#) [110-M-121/06](#) [110-M-211/02](#) [110-M-211/03](#) [110-M-211/04](#) [110-M-211/05](#) [110-M-211/06](#) [110-M-211-SMD/02-MAG](#) [110-M-211-SMD/03-MAG](#) [110-M-211-SMD/04-MAG](#) [110-M-221/02](#) [110-M-221/03](#) [110-M-221/04](#) [110-M-221/05](#) [110-M-221/06](#) [110-P-111/16](#)
[120-A-111/02-K](#) [120-A-111/03](#) [120-A-111/04](#) [120-A-111/05](#) [120-A-111/06](#) [120-A-111/10-333](#) [120-D-111/08](#) [120-D-121/06](#) [120-M-211/02](#)
[120-M-211/02-K](#) [120-M-211/03](#) [120-M-221/02](#) [120-M-221/03](#) [120-M-221/04](#) [120-M-221/06](#) [120-M-222/06](#) [120-M-222/08](#) [120-M-222/10](#)
[121-A-111/02](#) [121-A-111/03](#) [121-A-111/04](#) [121-A-111/05](#) [121-A-111/06](#) [121-D-121/05](#) [121-M-111 /02](#)