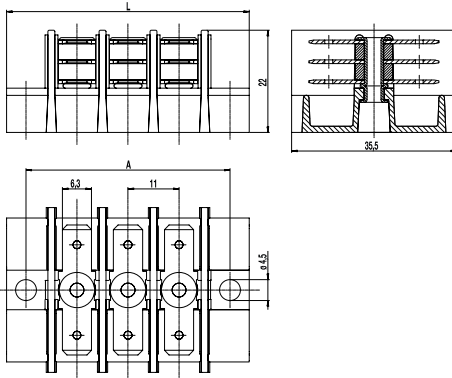


3070-PCM

Tab/screw connector blocks
Parallel arrangement of the tabs



$L = (\text{Number of poles} \times \text{Pitch}) + 19,3$
 $A = (\text{Number of poles} + 1) \times \text{Pitch}$
 Shown type of tab connector package: 5.033

Series 3070-PCM connectors are a combination of straight tab and straight screw connectors and used for mains connection of electrical equipment and many other applications. Depending on the respective specifications, they are available in different pole number and variants.

Type 307-PC is designed only with one-tier tabs.

Tab connectors are suitable for tab receptacles according to DIN 46247. They are joined with a metal rivet to a package with multiple connections (max. 6 connection per pole), thus resulting in low contact resistances.

Due to the numerous and variable assembly combinations at the pole, high connection densities can be achieved.

Mounting holes are located at each end.

Flexible wires require the use of ferrules and cable lugs.

For mixed assemblies, we kindly ask for a scheme according to the example on the next page. For asymmetrical assemblies, it must contain the component orientation.

Due to the large variety of different types, article numbers cannot be listed.

General Information

Pitch	11 mm
No. of poles	2 - 21




Technical Data

Clamping Range	<i>solid / flexible / AWG</i>		
	0,75-4 mm ² / 0,75-2,5 mm ² / 18-12 AWG [1] 0,5-1,5 mm ² / 0,5-1,5 mm ² / 20-16 AWG [2]		
Rated Cross Section	4 mm ² [1] / 1,5 mm ² [2]		
Wire Stripping Length	8 mm		
Overvoltage Category	III	III	II
Pollution Severity Level	3	2	2
Rated Voltage	200 V	320 V	500 V
Rated Impulse Voltage	4 kV	4 kV	4 kV
Rated Insulation Voltage	250 V acc. to EN 60998-1 [8]		
Rated Current	7,5 A with receptacle 2,8; wire 1 mm ² (16 AWG) 15 A with receptacle 4,8; wire 2,5 mm ² (14 AWG) 20 A with receptacle 6,3; wire 6 mm ² (10 AWG)		
Torque	1,2 Nm		
Other specifications	Screw terminals are generally suitable for wires with identical wire type / cross-section.		

Material

Moulding	PC, black, V-0
Comparative Tracking Index	CTI 225
Temperature Range	-40°C up to 125°C
Tab	Nickel plated brass
Screw	M4; zinc plated steel, blue passivated
Tubular rivet	Tin plated copper

Approvals

	Current [A]	Voltage [V]	Group	AWG	[Nm]
	25	300	B	max. 10	[3][6][7]
	15	300	B	max. 14	[4][6][7]
	6	300	B	max. 16	[5][6][7]
	25	300	B	max. 10	[3]
	15	300	B	max. 10	[4]
	Current [A]	Voltage [V]	[mm ²]		
	[9]				

Options / Accessories

- Marking strips BST-307
- Jumpers 307-V, 307-VS; Cover 3070-B
- Moulding made of polyamid
- Special packages upon request (e.g. 6,3 tab connector with solder connection)

[1] Screw connection

[2] SAK version

[3] for use with insulation receptacles 6,3

[4] for use with insulation receptacles 4,8

[5] for use with insulation receptacles 2,8

[6] for factory wiring only

[7] Group C: 150 V

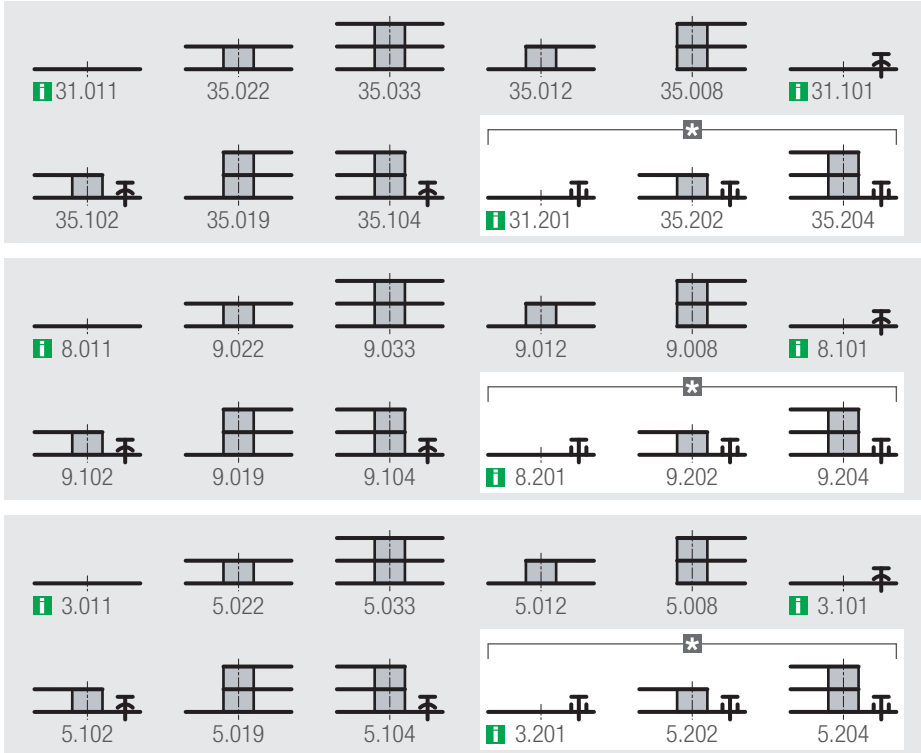
[8] for use with insulation receptacles 450 V

[9] except XBS version

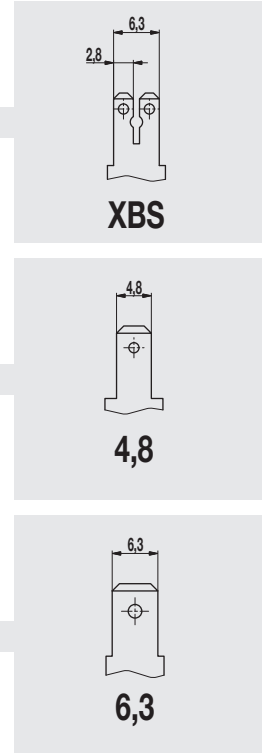
3070-PCM

Tab/screw connector blocks
Assembly options and order information

Assembly options



Tab size



⊕ This type of assembly (SAK-variants) features laterally raised edges preventing false insertion of wires with small cross-sections.

i Designs, which ONLY consist of one-tier tab connector (.011, .101 and/or .201), are obtained as product "307 PC", please see corresponding data sheet.

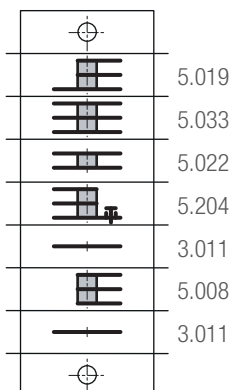
Poles
02
up to
21

Assembly options
Please enter here the desired assembly type number.

If you order various sizes, please enclose drawing and enter here: **MIX**

3070-PCM/ [] - []

Example ordering scheme for mixed assembly ("MIX")



When inquiring or ordering products for uniform assembly, stating the above designation is sufficient.

For mixed assembly ("MIX" as part of the type designation), we additionally need a drawing according to the example on the left.

The drawing must state the desired number of poles, the assembly of each pole and the assembly number.

X-ON Electronics

Largest Supplier of Electrical and Electronic Components

Click to view similar products for [Barrier Terminal Blocks](#) category:

Click to view products by [Weco](#) manufacturer:

Other Similar products are found below :

[CR151D20104](#) [670A-RZ-15-KT20](#) [6C1N03](#) [6PCR-02](#) [6PCR-02-008](#) [6PCR-05-008](#) [6PCR-08-008](#) [6PCR-09-008](#) [6PCR-13-006](#) [6PCR-15-006](#) [6PCV-06-008](#) [6PCV-06-716](#) [6PCV-09-001](#) [6PCV-15-008](#) [6PCV-17-1206](#) [6PCV-20-323](#) [6STR-06-006](#) [6STR-08-006](#) [6STR-12-008](#) [6STR-13-006](#) [6STR-14-008](#) [6STR-16-008](#) [6STR-17-008](#) [6STR-21-008](#) [6STR-25-008](#) [6STR-27-008](#) [6STV-03-008](#) [6STV-09-006](#) [6STV-10-006](#) [6WWV-11-008](#) [6WWV-12-008](#) [6WWV-16-008](#) [71502-50](#) [71507-47-50](#) [72504-C-50](#) [72506-C](#) [72507-C-50](#) [72508-56](#) [73203](#) [75505-C-50](#) [812-GP-3/4ST-09](#) [812-GPZ-03PSB](#) [8-1437402-5](#) [8-1437402-7](#) [8PCR-06-006](#) [8PCR-11-006](#) [8PCV-04-001](#) [8PCV-05-008](#) [8PCV-09-006](#) [8PCV-15-006](#)