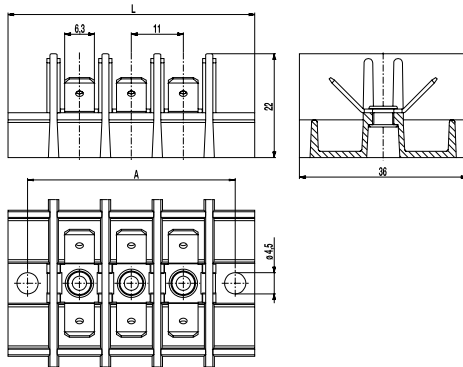


## 307-PC-/PCM

Tab/screw connector blocks  
Star-shaped tab arrangement



$L = (\text{number of poles} \times \text{pitch}) + 19,3$

$A = (\text{number of poles} + 1) \times \text{pitch}$

Types of connection shown with package 3.077

A combination of straight and angular tabs and straight screw connections, these connector blocks are particularly suitable for the mains connection of electrical equipment. They are available in various sizes, pole numbers and types for individual applications. Depending on the application requirements, they are available in different number of poles and variants.

The tabs are suitable for receptacles to DIN 46247 and assembled in packets containing multiple ports (maximum of 6 ports per pole) with a metal rivet which results in low contact resistance.

Due to the variable and extensive assembly combinations of the poles, a high packing density is achieved.

At the end of the connectors a fixing hole is provided. Flexible conductors may only be used with core cable ends and cable lugs.

At a mixed assembly, we ask for a sketch according to order illustration (please see next page), especially for the orientation of asymmetric packets. Due to the variety of designs, a total list of part numbers is not possible.

Note concerning the variants:

...PC: single level

...PCM: multi level

### General Information

Pitch 11 mm

No. of poles 2 - 21

### Technical Data

Clamping Range *solid / flexible / AWG*

0,75-4 mm<sup>2</sup> / 0,75-2,5 mm<sup>2</sup> / 18-12 AWG [1]  
0,5-1,5 mm<sup>2</sup> / 0,5-1,5 mm<sup>2</sup> / 20-16 AWG [2]

Rated Cross Section 4 mm<sup>2</sup> [1] / 1,5 mm<sup>2</sup> [2]

Wire Stripping Length 8 mm ± 0,5 mm

Overvoltage Category

III III II

Pollution Severity Level

3 2 2

Rated Voltage

200 V 320 V 500 V

Rated Impulse Voltage

4 kV 4 kV 4 kV

Rated Insulation Voltage

250 V acc. to EN 60998-1 [3]

Rated Current

7,5 A with receptacle 2,8; wire 1 mm<sup>2</sup> (16 AWG)  
15 A with receptacle 4,8; wire 2,5 mm<sup>2</sup> (14 AWG)  
20 A with receptacle 6,3; wire 6 mm<sup>2</sup> (10 AWG)

Torque

1,2 Nm

Other specifications

Screw terminals are generally suitable for wires with identical wire type / cross-section.

### Material

Moulding PC, black, V-0

Comparative Tracking Index CTI 225



Temperature Range -40°C up to 125°C


Tab Nickel plated brass

Screw M4; zinc plated steel, blue passivated

Tubular rivet Tin plated copper

### Approvals

	Current [A]	Voltage [V]	Group	AWG	[Nm]
	25	300	B	max. 10	[4][7][8]
	15	300	B	max. 14	[5][7][8]
	6	300	B	max. 16	[6][7][8]
	25	300	B	max. 10	[4]
	15	300	B	max. 10	[5]

	Current [A]	Voltage [V]	[mm <sup>2</sup> ]
		[9]	

### Options / Accessories

- Marking strips BST-307
- Jumpers 307-V, 307-VS
- Moulding made of polyamid

[1] Screw connection

[2] SAK version

[3] for use with insulation receptacles 450 V

[4] for use with insulation receptacles 6,3

[5] for use with insulation receptacles 4,8

[6] for use with insulation receptacles 2,8

[7] for factory wiring only

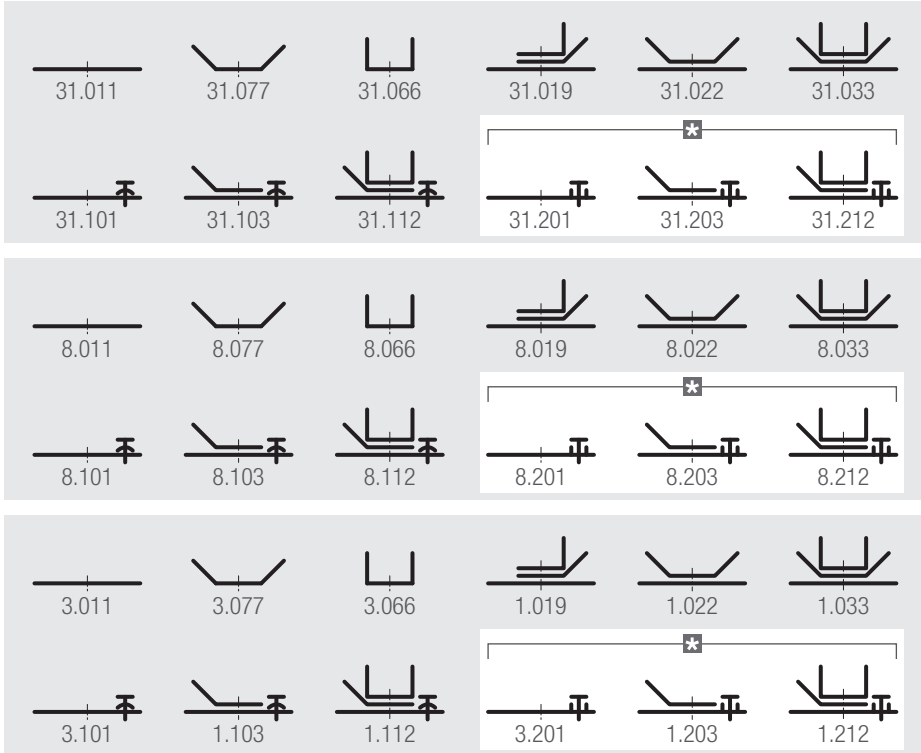
[8] Group C: 150 V

[9] except XBS version

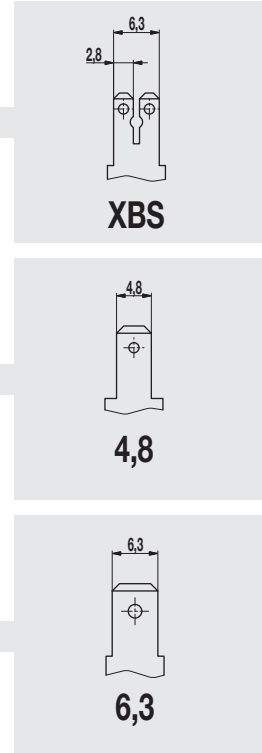
# 307-PC/-PCM

Tab/screw connector blocks  
Assembly options and order information

## Assembly options



## Tab size



⊠ This type of assembly (SAK-variants) features laterally raised edges preventing false insertion of wires with small cross-sections.

**Assembly options**  
Please enter here the desired assembly type number.

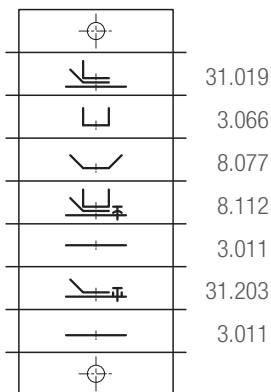
If you order various sizes, please enclose drawing and enter here: **MIX**

**Poles**  
**02**  
up to  
**21**

**307-PCM/** [ ] - [ ]

one-tier tab connector (.011, .077, .066, .101, .201) only as „PC“

## Example ordering scheme for mixed assembly (“MIX”)



When inquiring or ordering products for uniform assembly, stating the above designation is sufficient.

For mixed assembly (“MIX” as part of the type designation), we additionally need a drawing according to the example on the left.

The drawing must state the desired number of poles, the assembly of each pole and the assembly number.

## X-ON Electronics

Largest Supplier of Electrical and Electronic Components

*Click to view similar products for [Barrier Terminal Blocks](#) category:*

*Click to view products by [Weco](#) manufacturer:*

Other Similar products are found below :

[CR151D20104](#) [670A-RZ-15-KT20](#) [6C1N03](#) [6PCR-02](#) [6PCR-02-008](#) [6PCR-05-008](#) [6PCR-08-008](#) [6PCR-09-008](#) [6PCR-13-006](#) [6PCR-15-006](#) [6PCV-06-008](#) [6PCV-06-716](#) [6PCV-09-001](#) [6PCV-15-008](#) [6PCV-17-1206](#) [6PCV-20-323](#) [6STR-06-006](#) [6STR-08-006](#) [6STR-12-008](#) [6STR-13-006](#) [6STR-14-008](#) [6STR-16-008](#) [6STR-17-008](#) [6STR-21-008](#) [6STR-25-008](#) [6STR-27-008](#) [6STV-03-008](#) [6STV-09-006](#) [6STV-10-006](#) [6WWV-11-008](#) [6WWV-12-008](#) [6WWV-16-008](#) [71502-50](#) [71507-47-50](#) [72504-C-50](#) [72506-C](#) [72507-C-50](#) [72508-56](#) [73203](#) [75505-C-50](#) [812-GP-3/4ST-09](#) [812-GPZ-03PSB](#) [8-1437402-5](#) [8-1437402-7](#) [8PCR-06-006](#) [8PCR-11-006](#) [8PCV-04-001](#) [8PCV-05-008](#) [8PCV-09-006](#) [8PCV-15-006](#)