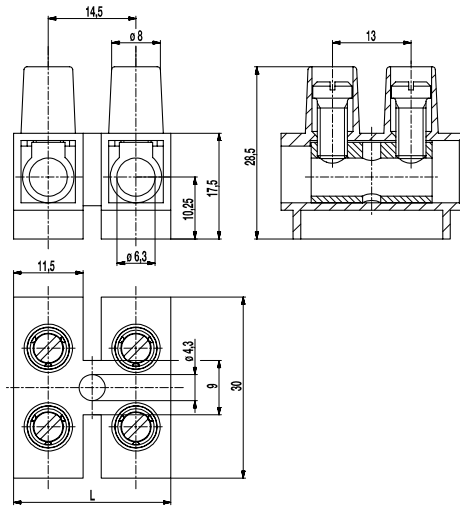



327-FU(-HDS)

Socket terminal strip

Screw connection, with raised base



The socket terminal strip 327-FU with raised base and a pitch of 14,5 mm is available in 1 to 12 pole design.

The raised base extends the creepage distance to the ground which allows 600 V in accordance with UL and CSA regulations without an additional insulating base.

One fixing hole is located between every two poles.

The flexible polyamide moulding can even be mounted on curved surfaces.

The wire protector of the "HDS"-version reliably prevents damage to multi-wire flexible conductors by the turning screw.

Part Numbers

No. of poles	327-FU	327-FU-HDS	Length	PU
1	11.825.004.EN6	31.825.004.EN6	14,50	1000
2	12.825.004.EN6	32.825.004.EN6	29,00	500
3	13.825.004.EN6	33.825.004.EN6	43,50	250
4	14.825.004.EN6	34.825.004.EN6	58,00	250
5	15.825.004.EN6	35.825.004.EN6	72,50	200
6	16.825.004.EN6	36.825.004.EN6	87,00	100
7	17.825.004.EN6	37.825.004.EN6	101,50	100
8	18.825.004.EN6	38.825.004.EN6	116,00	160
9	19.825.004.EN6	39.825.004.EN6	130,50	70
10	20.825.004.EN6	40.825.004.EN6	145,00	100
11	21.825.004.EN6	41.825.004.EN6	159,50	100
12	22.825.004.EN6	42.825.004.EN6	171,00	50

General Information

Pitch	14,5 mm
No. of poles	1 - 12
Areas of application	For lighting applications and similar electrical equipment.




Technical Data

Clamping Range	<i>solid / flexible / AWG</i>		
<i>without wire protector</i>	4 - 16 mm ² / 4 - 16 mm ² / 12 - 4 AWG		
<i>with wire protector</i>	4 - 16 mm ² / 4 - 10 mm ² / 12 - 6 AWG		
Rated Cross Section	16 mm ² [1]		
Wire Stripping Length	9 mm ± 1 mm		
Overvoltage Category	III	III	II
Pollution Severity Level	3	2	2
Rated Voltage	1000 V	1000 V	1000 V
Rated Impulse Voltage	8 kV	8 kV	6 kV
Rated Insulation Voltage	750 V acc. to EN 60998-1		
Rated Current	76 A		
Torque	2 Nm		

Material

Moulding	PA, white, V-0
Comparative Tracking Index	CTI ≥ 600
Insulating Group	I
Temperature Range	-40°C up to 100°C
Terminal Body	Nickel plated brass
Screw	M5; zinc plated steel, blue passivated
Wire protector	Stainless steel strip

Approvals

	Current [A]	Voltage [V]	Group	AWG	[Nm]
	65	600	B,C	14 - 6	1,8
	80	600	B,C,D,E	14 - 6	1,8
	Current [A]	Voltage [V]	[mm ²]		
	76	750	16		

Options / Accessories

- Marking options on and between the screw guides
- Marking strips BST-327
- Jumper 327-J

[1] multi-wire

X-ON Electronics

Largest Supplier of Electrical and Electronic Components

Click to view similar products for [Weco manufacturer](#):

Other Similar products are found below :

[110-A-111/02](#) [110-A-111/03](#) [110-A-111/04](#) [110-A-111/05](#) [110-A-111/06](#) [110-A-111/08-BA](#) [110-M-111/02](#) [110-M-111/05](#) [110-M-111/06](#)
[110-M-121/02](#) [110-M-121/06](#) [110-M-211/02](#) [110-M-211/03](#) [110-M-211/04](#) [110-M-211/05](#) [110-M-211/06](#) [110-M-211-SMD/02-MAG](#) [110-M-211-SMD/03-MAG](#) [110-M-211-SMD/04-MAG](#) [110-M-221/02](#) [110-M-221/03](#) [110-M-221/04](#) [110-M-221/05](#) [110-M-221/06](#) [110-P-111/16](#)
[120-A-111/02-K](#) [120-A-111/03](#) [120-A-111/04](#) [120-A-111/05](#) [120-A-111/06](#) [120-A-111/10-333](#) [120-A-111/12](#) [120-D-111/08](#) [120-D-121/06](#)
[120-M-211/02](#) [120-M-211/02-K](#) [120-M-211/03](#) [120-M-221/02](#) [120-M-221/03](#) [120-M-221/04](#) [120-M-221/06](#) [120-M-222/06](#) [120-M-222/10](#)
[121-A-111/02](#) [121-A-111/03](#) [121-A-111/04](#) [121-A-111/05](#) [121-A-111/06](#) [121-D-121/05](#) [121-M-111 /02](#)