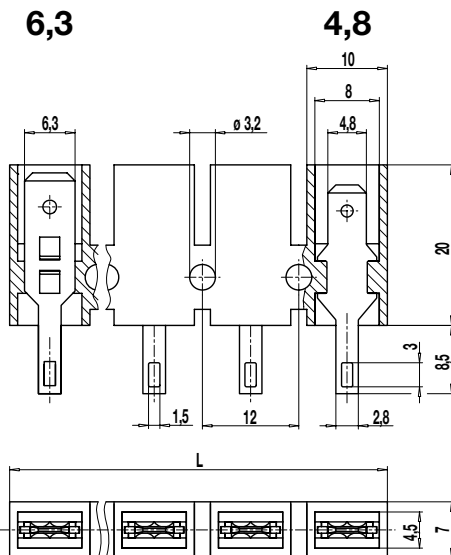


Tab/solder connector block 401-LFPA-4,8/-6,3



The combined tab/solder connector blocks are used primarily as connectors, cable splitter or as a base in electrical appliances and in automotive.

In the -LF version of the Type 401 a solder connection is located on the opposite side of the flat plug. The solder tags protrude approximately 8,5 mm from the housing. On the solder tag a flat plug sleeve B 2,8 x 0,8 can be inserted.

Depending on the application, this type is available with flat connectors 4,8 mm or 6,3 mm width in 1 to 12 pole design.

The insulation on the plug side can be done with our insulating ISO 187 on the tab 4,8 mm and ISO 110 with the solder joints. The tab connectors are suitable for flat plugs according to DIN 46247.

Part Numbers

No. of poles	401-LFPA-4,8	401-LFPA-6,3	Length	A *	PU
1	11.833.002	31.833.010	11,00		2500
2	12.833.002	32.833.010	23,00		1500
3	13.833.002	33.833.010	35,00	12,00	1000
4	14.833.002	34.833.010	47,00	24,00	800
5	15.833.002	35.833.010	59,00	36,00	200
6	16.833.002	36.833.010	71,00	48,00	250
7	17.833.002	37.833.010	83,00	60,50	250
8	18.833.002	38.833.010	95,00	72,50	250
9	19.833.002	39.833.010	107,00	84,50	200
10	20.833.002	40.833.010	119,00	96,50	150
11	21.833.002	41.833.010	131,00	108,50	150
12	22.833.002	42.833.010	143,00	120,50	150

* = Distance of the two outermost mounting holes

General Information

Pitch	12 mm
No. of poles	1 - 12



Technical Data

	III	III	II
Overvoltage Category	III	III	II
Pollution Severity Level	3	2	2
Rated Voltage	400 V	630 V	1000V
Rated Impulse Voltage	6 kV	6 kV	6 kV
Rated Insulation Voltage	450 V acc. to EN 60998-1		
Rated Current	16 A: with receptacle 4,8; wire 2,5 mm ² (14 AWG) 25 A: with receptacle 6,3; wire 6,0 mm ² (10 AWG)		
Other specifications	Rated values apply to use in combination with insulated substrates.		

Material

Moulding	PA, natural, V-2
Comparative Tracking Index	CTI ≥ 600
Insulating Group	I
Temperature Range	-40°C up to 100°C
Tab	Tin plated brass

Approvals

	Current	Voltage	Group	AWG	Nm
	15	300	B	max. 10	[1][2]
	15	300	B	max. 10	[1]
	15	150	C	max. 10	[1]
	10	300	D,E	max. 10	[1]

[1] max. 14 AWG for solder side

[2] max. 16 AWG for solder side

Options / Accessories

- Consecutive numbering
- Special marking according to drawing
- Insulating sleeves ISO-110 for solder points and ISO-187 for receptacles
- Other tab connector variants available upon request, e.g. for the transition from 4.8 to 6.3

X-ON Electronics

Largest Supplier of Electrical and Electronic Components

Click to view similar products for [Pluggable Terminal Blocks](#) category:

Click to view products by [Weco](#) manufacturer:

Other Similar products are found below :

[57.510.0053](#) [721-104/026-047](#) [721-204/026-045](#) [MC 1.5/ 6-ST-3.5 GY AU](#) [ET02015000J0G](#) [860505](#) [860516](#) [860810](#) [GBPACX-12](#)
[93.731.4953.0](#) [PVP03-3,50](#) [PVS02-5,00](#) [1-1986160-3](#) [1377680000](#) [1531000000](#) [1546228-5](#) [ELFP03110](#) [ELFP10210](#) [ELFT07250](#)
[ELVD12100](#) [ELVF09400](#) [ELXH071G0E](#) [1725220000](#) [1760336](#) [1855000000](#) [19346](#) [1946309](#) [1973592](#) [19892](#) [25.320.4053.1](#) [25.320.4553.9](#)
[25.320.4753.1](#) [25.320.5453.1](#) [25.340.0353.1](#) [25.340.1053.1](#) [25.345.3553.0M001](#) [25.640.3553.1](#) [SH02-5,08](#) [SH06-3,81](#) [SH08-5,08](#) [SH08-](#)
[5,08-K](#) [SH12-5,08](#) [SHS04-5,00](#) [30.303](#) [30.305](#) [30.306](#) [PHP09-5,08](#) [25.193.0453.0](#) [25.320.4653.1](#) [25.332.2453.1](#)