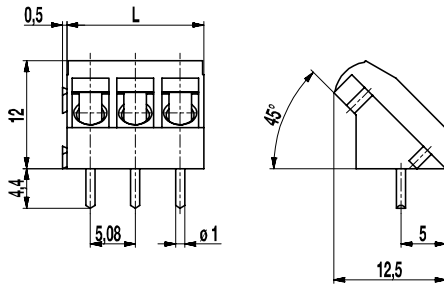


## PCB connector

### 964-T(-DS)

Screw connection diagonal 45° to PCB, interlocking



The PCB connector 964-T is the inclined version with a pitch of 5,08 mm and available in 2- and 3 poles. It can be mounted side-by-side without pole loss.

Lateral latching elements on the housing allow to latch the PCB connector to longer terminal strips without pole loss.

The wire entrance is diagonal, i.e. in a 45° angle to the PC board. Therefore, this PCB connector is ideal for the assembly in the center of PCBs. The design of this PCB connector allows space-saving arrangement of consecutive rows of terminals.

Wire protection in DS-design reliably prevents damage to stranded wires by the screw.

The screws are secured against self-loosening.

For the grid connection, these PCB connectors are equipped with a M3 thread.

#### Part Numbers

No. of poles	964-T	964-T-DS	Length	Pcs
2	10.874.612	20.874.612	10,16	250
3	10.874.613	20.874.613	15,24	250

#### General Information

Pitch	5,08 mm
No. of poles	2 + 3



#### Technical Data

Clamping Range	<i>solid / flexible / AWG</i>		
<i>without wire protector</i>	1 - 6 mm <sup>2</sup> / 1 - 4 mm <sup>2</sup> / 16 - 12 AWG		
<i>with wire protector</i>	0,75 - 4 mm <sup>2</sup> / 0,75 - 4 mm <sup>2</sup> / 18 - 12 AWG		
Rated Cross Section	2,5 mm <sup>2</sup>		
Wire Stripping Length	6,5 mm		
Overvoltage Category	III	III	II
Pollution Severity Level	3	2	2
Rated Voltage	250 V	320 V	630 V
Rated Impulse Voltage	4 kV	4 kV	4 kV
Rated Insulation Voltage	250 V acc. to EN 60998-1		
Rated Current	24 A		
Hole in PCB	ø 1,3 mm		
Torque	0,5 Nm		

#### Material

Moulding	PA, grey, V-0
Comparative Tracking Index	CTI ≥ 600
Insulating Group	I
Temperature Range	-40°C up to 100°C
Terminal body	Tin plated brass
Screw	M3; zinc plated steel, clear passivated
Solder pin	ø 1 mm; tin plated copper
Wire protector	Tin plated tin bronze

#### Approvals

	Current	Voltage	Group	AWG	Nm
	20	300	B	22-12 [1]	0,51
	10	300	D	22-12 [1]	0,51
	20	300	B	26 - 12	0,51
	10	300	D, E	26 - 12	0,51

[1] Min No. 26 AWG for factory-wiring only

#### Options / Accessories

- Consecutive numbering
- Special marking according to drawing
- Self-adhesive marking strip BST-5,08
- Longer P.C. pins up to 95 mm
- Special wire protector for very thin conductors

## X-ON Electronics

Largest Supplier of Electrical and Electronic Components

*Click to view similar products for [Weco manufacturer](#):*

Other Similar products are found below :

[110-A-111/02](#) [110-A-111/03](#) [110-A-111/04](#) [110-A-111/05](#) [110-A-111/06](#) [110-A-111/08-BA](#) [110-M-111/02](#) [110-M-111/05](#) [110-M-111/06](#)  
[110-M-121/02](#) [110-M-121/06](#) [110-M-211/02](#) [110-M-211/03](#) [110-M-211/04](#) [110-M-211/05](#) [110-M-211/06](#) [110-M-211-SMD/02-MAG](#) [110-M-211-SMD/03-MAG](#) [110-M-211-SMD/04-MAG](#) [110-M-221/02](#) [110-M-221/03](#) [110-M-221/04](#) [110-M-221/05](#) [110-M-221/06](#) [110-P-111/16](#)  
[120-A-111/02-K](#) [120-A-111/03](#) [120-A-111/04](#) [120-A-111/05](#) [120-A-111/06](#) [120-A-111/10-333](#) [120-D-111/08](#) [120-D-121/06](#) [120-M-211/02](#)  
[120-M-211/02-K](#) [120-M-211/03](#) [120-M-221/02](#) [120-M-221/03](#) [120-M-221/04](#) [120-M-221/06](#) [120-M-222/06](#) [120-M-222/08](#) [120-M-222/10](#)  
[121-A-111/02](#) [121-A-111/03](#) [121-A-111/04](#) [121-A-111/05](#) [121-A-111/06](#) [121-D-121/05](#) [121-M-111 /02](#)