

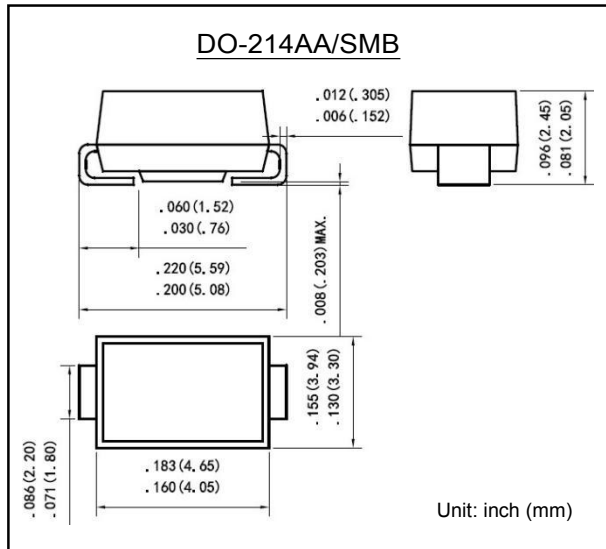


表面安装肖特基二极管  
反向电压 20 ~ 200 V  
正向电流 3.0 A

Surface Mounted Schottky Barrier Rectifiers

Reverse Voltage 20 ~ 200 V

Forward Current 3.0 A

**特征 Features**

- 反向漏电流低 Low reverse leakage
- 正向浪涌承受能力强 High forward surge capability
- 高信赖性 High reliability
- 高温焊接保证 High temperature soldering guaranteed:  
260°C/10 秒  
260°C/10seconds
- 引线 and 管体皆符合RoHS标准  
Lead and body according with RoHS standard
- 型号后缀“-F”标记无卤素产品  
Green compound with suffix "-F" on Marking

**机械数据 Mechanical Data**

- 封装外形:DO-214AA塑封 Case:DO-214AA Molded plastic
- 环氧树脂 : UL 易燃等级 : 94V-0  
Epoxy: UL 94V-0 rate flame retardant
- 引脚 : 镀锡, 无铅 Lead: Pure tin plated, lead free

**最大值和特性** TA = 25°C 除非另有规定。

**Maximum Ratings & Characteristics** Ratings at 25°C ambient temperature unless otherwise specified.

参数 Parameter	符号 Symbols	SS32B	SS33B	SS34B	SS35B	SS36B	SS38B	SS310B	SS315B	SS320B	单位 Unit	
最大可重复峰值反向电压 Maximum repetitive peak reverse voltage	$V_{RRM}$	20	30	40	50	60	80	100	150	200	V	
最大均方根电压 Maximum RMS voltage	$V_{RMS}$	14	21	28	35	42	56	70	105	140	V	
最大直流阻断电压 Maximum DC blocking voltage	$V_{DC}$	20	30	40	50	60	80	100	150	200	V	
最大正向平均整流电流 Maximum average forward rectified current	$I_{F(AV)}$	3.0									A	
正向不重复浪涌电流 8.3 ms 单一正弦半波 Non-repetitive peak forward surge current 8.3 ms single half sine-wave	$I_{FSM}$	80									A	
最大正向电压 @IF=3.0A Maximum forward voltage	$V_F$	0.50			0.70		0.85		0.90		V	
最大反向电流 @V <sub>DC</sub> TA= 25°C Maximum reverse current TA= 100°C	$I_R$	0.5					0.1					mA
		20					10					
典型热阻 Typical thermal resistance (Note 1)	$R_{\theta JA}$ $R_{\theta JL}$	85					20					°C/W
典型结电容 VR=4.0V, f=1MHz Type junction capacitance	$C_J$	180									pF	
工作结温 Operating junction	$T_J$	-55 --- +125					-55 --- +150					°C
存储温度 Storage temperature rang	$T_{STG}$	-55 --- +150									°C	

备注 Note:

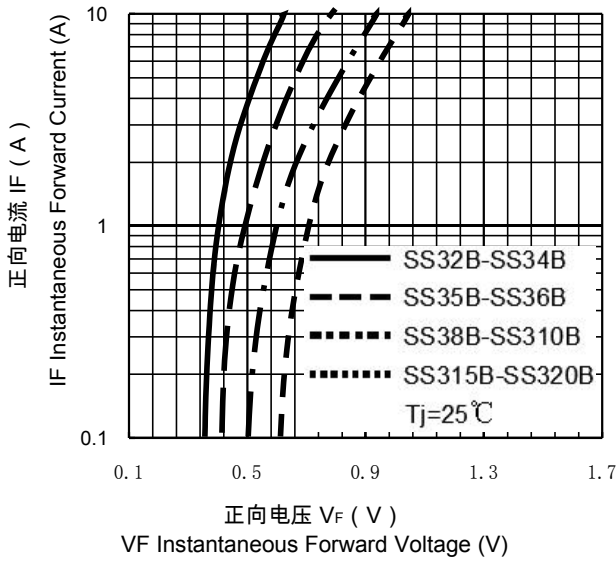
- 1) 安装在PCB板上, 从PN结到周围环境的热阻。
- 1) Thermal resistance from junction to ambient, PCB mounted.



特性曲线 Characteristic Curves

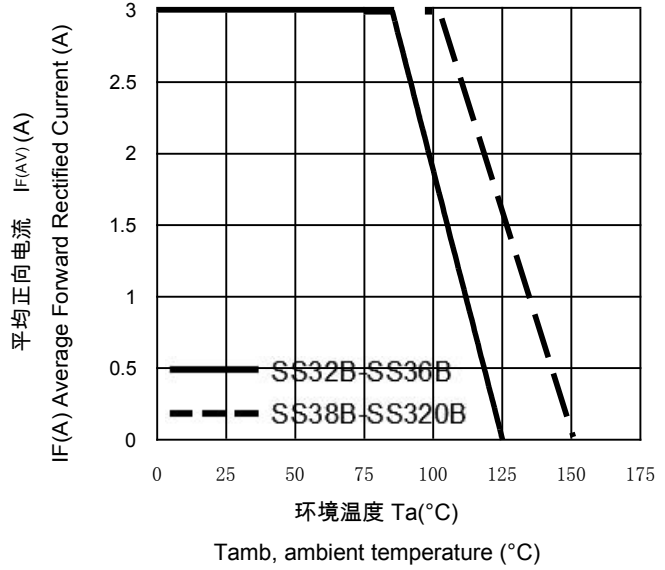
正向特性曲线 (典型值)

TYPICAL FORWARD CHARACTERISTIC



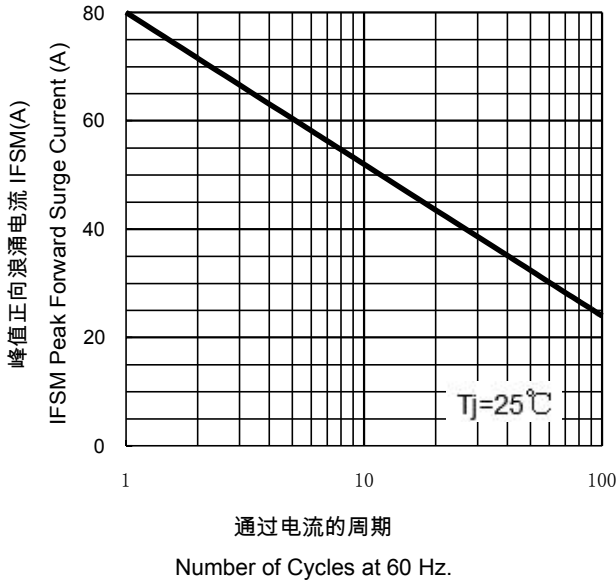
正向电流降额曲线

FORWARD CURRENT DERATING CURVE



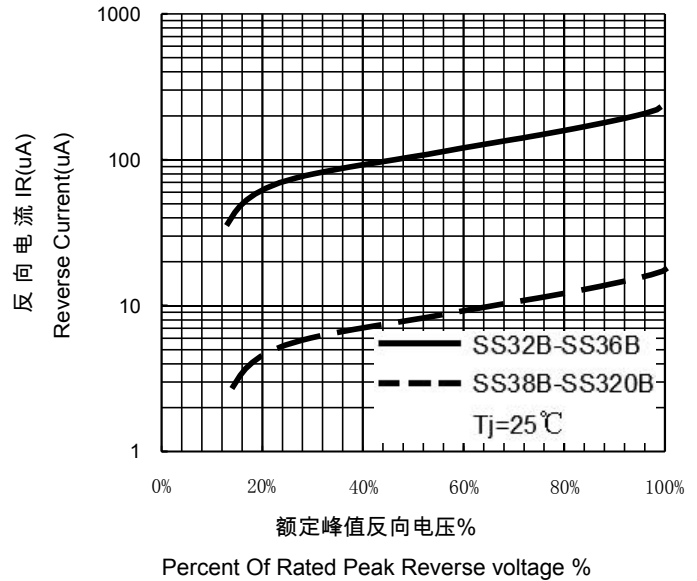
浪涌特性曲线 (最大值)

MAXIMUM NON REPETITIVE PEAK FORWARD SURGE CURRENT



反向特性曲线

Typical Reverse Characteristics



## X-ON Electronics

Largest Supplier of Electrical and Electronic Components

*Click to view similar products for [Schottky Diodes & Rectifiers](#) category:*

*Click to view products by [Weida Semiconductor](#) manufacturer:*

Other Similar products are found below :

[MA4E2039](#) [MA4E2508M-1112](#) [MBR1545CT](#) [MMBD301M3T5G](#) [RB160M-50TR](#) [D83C](#) [BAS16E6433HTMA1](#) [BAT 54-02LRH E6327](#)  
[NRVBAF360T3G](#) [NSR05F40QNXT5G](#) [NTE555](#) [JANS1N6640](#) [SK310-T](#) [SK34B-TP](#) [SS3003CH-TL-E](#) [GA01SHT18](#)  
[CRS10I30A\(TE85L,QM](#) [MA4E2501L-1290](#) [MBRA140TRPBF](#) [MBRB30H30CT-1G](#) [BAT 15-04R E6152](#) [JANTX1N5712-1](#) [DMJ3940-000](#)  
[SB007-03C-TB-E](#) [SK33B-TP](#) [NRVBB20100CTT4G](#) [NRVBM120LT1G](#) [NTSB30U100CT-1G](#) [VS-6CWQ10FNHM3](#) [CRG04\(T5L,TEMQ\)](#)  
[ACDBA1100LR-HF](#) [ACDBA1200-HF](#) [ACDBA240-HF](#) [ACDBA3100-HF](#) [CDBQC0530L-HF](#) [CDBQC0240LR-HF](#) [ACDBA260LR-HF](#)  
[ACDBA1100-HF](#) [MA4E2502L-1246](#) [10BQ015-M3/5BT](#) [NRVBM120ET1G](#) [CRS08TE85LQM](#) [PMAD1108-LF](#) [B120Q-13-F](#) [1N5819T-G](#)  
[B0530WSQ-7-F](#) [PDS1040Q-13](#) [B160BQ-13-F](#) [SDM05U20CSP-7](#) [B140S1F-7](#)