

WTL 6/2**Weidmüller Interface GmbH & Co. KG**

Klingenbergstraße 26

D-32758 Detmold

Germany

www.weidmueller.com

Product image**Current and voltage transformer wiring**

Our test disconnect terminal blocks featuring spring and screw connection technology allow you to create all the important converter circuits for measuring current, voltage and power in a safe and sophisticated way.

General ordering data

Version	Test-disconnect terminal, Screw connection, 6 mm ² , 500 V, 41 A, sliding, dark beige
Order No.	1017700000
Type	WTL 6/2
GTIN (EAN)	4008190166885
Qty.	50 pc(s).

Creation date September 15, 2022 9:23:05 PM CEST

Catalogue status 09.09.2022 / We reserve the right to make technical changes.

WTL 6/2

Weidmüller Interface GmbH & Co. KG

Klingenbergstraße 26

D-32758 Detmold

Germany

www.weidmueller.com

Technical data

Dimensions and weights

Depth	61 mm	Depth (inches)	2.402 inch
Depth including DIN rail	62 mm	Height	87 mm
Height (inches)	3.425 inch	Width	8 mm
Width (inches)	0.315 inch	Net weight	34.84 g

Temperatures

Storage temperature	-25 °C...55 °C	Continuous operating temp., min.	-50 °C
Continuous operating temp., max.	120 °C		

Environmental Product Compliance

REACH SVHC	SCIP	Oeb7d846-d0a1-43e5-93a4-d7c6856c4cda
Lead 7439-92-1		

Material data

Material	Wemid	Colour	dark beige
UL 94 flammability rating	V-0		

System specifications

Version	Screw connection, Spacer, With sockets, in closed state	End cover plate required	No
Number of potentials	1	Number of levels	1
Number of clamping points per level	2	Number of potentials per tier	1
Levels cross-connected internally	No	PE connection	No
Rail	TS 35	N-function	No
PE function	No	PEN function	No

2 clampable conductors (H05V/H07V) with equal cross-section (rated connection)

Cross-section for connected wire, stranded, two clampable wires, min.	1.5 mm ²	Wire connection cross section, finely stranded with wire-end ferrules DIN 46228/1, 2 clampable wires, max.	2.5 mm ²
Wire connection cross section, finely stranded with wire-end ferrules DIN 46228/1, 2 clampable wires, min.	0.5 mm ²	Wire connection cross section, finely stranded, two clampable wires, min.	0.5 mm ²
Wire cross-section, finely stranded, two clampable wires, max.	2.5 mm ²		

Additional technical data

Explosion-tested version	No	Number of similar terminals	1
Open sides	closed	Type of mounting	Snap-on

CSA rating data

Certificate No. (CSA)	200039-1057876	Current size C (CSA)	45 A
Voltage size C (CSA)	300 V	Wire cross section max. (CSA)	8 AWG
Wire cross section min. (CSA)	20 AWG		

WTL 6/2

Weidmüller Interface GmbH & Co. KG

Klingenbergstraße 26

D-32758 Detmold

Germany

www.weidmueller.com

Technical data

Conductors for clamping (rated connection)

Blade size	0.8 x 4.0 mm	Clamping range, max.	10 mm ²
Clamping range, min.	0.5 mm ²	Clamping screw	M 3.5
Connection cross-section, stranded, max.	10 mm ²	Connection cross-section, stranded, min.	1.5 mm ²
Connection direction	on side	Gauge to IEC 60947-1	A5
Number of connections	2	Stripping length	12 mm
Tightening torque, max.	1.6 Nm	Tightening torque, min.	1 Nm
Torque level with DMS electric screwdriver	3	Type of connection	Screw connection
Wire connection cross section AWG, max.	AWG 8	Wire connection cross section AWG, min.	AWG 20
Wire connection cross section, finely stranded, max.	10 mm ²	Wire connection cross section, finely stranded, min.	0.5 mm ²
Wire connection cross-section, finely stranded with wire-end ferrules DIN 46228/1, max.	6 mm ²	Wire connection cross-section, finely stranded with wire-end ferrules DIN 46228/1, min.	0.5 mm ²
Wire connection cross-section, finely stranded with wire-end ferrules DIN 46228/4, max.	6 mm ²	Wire connection cross-section, finely stranded with wire-end ferrules DIN 46228/4, min.	0.5 mm ²
Wire connection cross-section, solid core, max.	10 mm ²	Wire connection cross-section, solid core, min.	0.5 mm ²

Disconnect terminals

Cross-disconnect	without	Integral test socket	Yes
Slitting	sliding	Torque max. screw separator	0.7 Nm
Torque min. screw separator	0.5 Nm		

General

Rail	TS 35	Wire connection cross section AWG, max.	AWG 8
Wire connection cross section AWG, min.	AWG 20		

Rating data

Rated cross-section	6 mm ²	Rated voltage	500 V
Rated current	41 A	Current at maximum wires	57 A
Volume resistance according to IEC 60947-7-x	0.78 mΩ	Rated impulse withstand voltage	6 kV
Power loss in accordance with IEC 60947-7-x	1.31 W	Pollution severity	3

UL rating data

Certificate No. (UR)	E60693	Conductor size Factory wiring max. (UR)	8 AWG
Conductor size Factory wiring min. (UR)	20 AWG	Conductor size Field wiring max. (UR)	8 AWG
Conductor size Field wiring min. (UR)	20 AWG	Current size C (UR)	45 A
Voltage size C (UR)	300 V		

WTL 6/2

Weidmüller Interface GmbH & Co. KG

Klingenbergstraße 26

D-32758 Detmold

Germany

www.weidmueller.com

Technical data

Classifications

ETIM 6.0	EC000902	ETIM 7.0	EC000902
ETIM 8.0	EC000902	ECLASS 9.0	27-14-11-26
ECLASS 9.1	27-14-11-26	ECLASS 10.0	27-14-11-26
ECLASS 11.0	27-14-11-26	ECLASS 12.0	27-14-11-26

Approvals

Approvals



ROHS	Conform
UL File Number Search	UL Website
Certificate No. (UR)	E60693

Downloads

Approval/Certificate/Document of Conformity	CB Test Certificate CB Certificate EAC certificate CE Declaration of Conformity CE Declaration of Conformity all terminals UKCA Declaration of Conformity
Engineering Data	CAD data – STEP
Engineering Data	EPLAN, WSCAD, Zuken E3.S
User Documentation	StorageConditionsTerminalBlocks
Catalogues	Catalogues in PDF-format
Brochures	




Data sheet

WTL 6/2

Weidmüller Interface GmbH & Co. KG
Klingenbergstraße 26
D-32758 Detmold
Germany

www.weidmueller.com

Drawings



X-ON Electronics

Largest Supplier of Electrical and Electronic Components

Click to view similar products for [DIN Rail Terminal Blocks](#) category:

Click to view products by [Weidmuller](#) manufacturer:

Other Similar products are found below :

[00110420202](#) [00175550302](#) [8WA1011-1BH23](#) [8WA1011-1EF20](#) [91.040](#) [9123140000](#) [RBO 5-T-B-HEX](#) [1333564](#) [DP25-GY-ND](#) [1431306](#)
[HSL-TB64-DIN](#) [90.070](#) [90.202](#) [912314](#) [260-301_NR](#) [2757571](#) [280-331](#) [280-560](#) [280-564](#) [281-611/281-542](#) [281-673/281-411](#) [281-994](#)
[283-317](#) [283-607](#) [2948995](#) [264-724](#) [264-726](#) [280-530](#) [280-555](#) [280-619](#) [281-610](#) [281-622/281-417](#) [284-317](#) [284-601](#) [2907033](#) [5542152](#)
[35956](#) [USK 10](#) [102510](#) [5520682](#) [5607102](#) [EMH 25-ZE30](#) [591620-2](#) [UM 45-SEFE M.NUT BK](#) [1-591651-1](#) [8671050000](#) [264-706](#) [280-575](#)
[281-664](#) [592814-1](#)