

WDU 6 GN**Weidmüller Interface GmbH & Co. KG**

Klingenbergstraße 26

D-32758 Detmold

Germany

www.weidmueller.com

Product image**Klippon® Connect with clamping yoke Technology**

The high reliability and variety of designs of the terminal blocks with clamping yoke connections make planning easier and optimises operational safety. Klippon® Connect provides a proven response to a range of different requirements.

General ordering data

| | |
|------------|---|
| Version | Feed-through terminal, Screw connection, 6 mm ² , 800 V, 41 A, green |
| Order No. | 1020290000 |
| Type | WDU 6 GN |
| GTIN (EAN) | 4008 19086 1292 |
| Qty. | 100 pc(s). |

Creation date January 12, 2022 12:16:34 AM CET

Catalogue status 17.12.2021 / We reserve the right to make technical changes.

WDU 6 GN

Weidmüller Interface GmbH & Co. KG

Klingenbergstraße 26

D-32758 Detmold

Germany

www.weidmueller.com

Technical data

Dimensions and weights

| | | | |
|--------------------------|------------|----------------|------------|
| Depth | 46.5 mm | Depth (inches) | 1.831 inch |
| Depth including DIN rail | 47 mm | Height | 60 mm |
| Height (inches) | 2.362 inch | Width | 7.9 mm |
| Width (inches) | 0.311 inch | Weight | 14.8 g |
| Net weight | 13.63 g | | |

Temperatures

| | | | |
|----------------------------------|----------------|----------------------------------|---|
| Storage temperature | | Operating temperature range | For operating temperature range see EC Design Test Certificate / IEC Ex-Certificate of Conformity |
| | -25 °C...55 °C | | |
| Continuous operating temp., min. | -60 °C | Continuous operating temp., max. | 130 °C |

Material data

| | | | |
|---------------------------|-------|--------|-------|
| Material | Wemid | Colour | green |
| UL 94 flammability rating | V-0 | | |

Rating data IECEx/ATEX

| | | | |
|--------------------------------|---|---------------------------------|-------------------|
| Certificate No. (ATEX) | DEMKO 14ATEX1338U | Certificate No. (IECEX) | IECEXULD14.0005U |
| Max. voltage (ATEX) | 690 V | Current (ATEX) | 41 A |
| Wire cross section max. (ATEX) | 6 mm ² | Max. voltage (IECEX) | 690 V |
| Current (IECEX) | 41 A | Wire cross section max. (IECEX) | 6 mm ² |
| Operating temperature range | For operating temperature range see EC Design Test Certificate / IEC Ex-Certificate of Conformity | Marking EN 60079-7 | |
| | | | Ex eb II C Gb |
| Ex 2014/34/EU label | II 2 G D | | |

System specifications

| | | | |
|-------------------------------------|---|-------------------------------|-----|
| Version | Screw connection, for screwable cross-connection, One end without connector | End cover plate required | Yes |
| Number of potentials | 1 | Number of levels | 1 |
| Number of clamping points per level | 2 | Number of potentials per tier | 1 |
| Levels cross-connected internally | No | PE connection | No |
| Rail | TS 35 | N-function | No |
| PE function | No | PEN function | No |

2 clampable conductors (H05V/H07V) with equal cross-section (rated connection)

| | | | |
|--|---------------------|--|---------------------|
| Wire connection cross section, finely stranded with wire-end ferrules DIN 46228/1, 2 clampable wires, max. | 2.5 mm ² | Wire connection cross section, finely stranded with wire-end ferrules DIN 46228/1, 2 clampable wires, min. | 0.5 mm ² |
| Wire connection cross section, finely stranded, two clampable wires, min. | 0.5 mm ² | Wire cross-section, finely stranded, two clampable wires, max. | 2.5 mm ² |

Additional technical data

| | | | |
|--------------------------|-------|-----------------------------|---------|
| Explosion-tested version | Yes | Number of similar terminals | 1 |
| Open sides | right | Type of mounting | Snap-on |

Creation date January 12, 2022 12:16:34 AM CET

Catalogue status 17.12.2021 / We reserve the right to make technical changes.

2

WDU 6 GN

Weidmüller Interface GmbH & Co. KG
 Klingenbergstraße 26
 D-32758 Detmold
 Germany

www.weidmueller.com

Technical data

CSA rating data

| | | | |
|-------------------------------|----------------|-------------------------------|-------|
| Certificate No. (CSA) | 200039-1057876 | Current size C (CSA) | 50 A |
| Voltage size C (CSA) | 600 V | Wire cross section max. (CSA) | 8 AWG |
| Wire cross section min. (CSA) | 22 AWG | | |

Conductors for clamping (rated connection)

| | | | | |
|--|--|------------------------------|-----------------------|--------|
| Blade size | 0.8 x 4.0 mm | | | |
| Clampable conductor | Connection specification | Screw connection | | |
| | Cross-section for conductor connection | Type | solid, H05(07) V-U | |
| | | min. | 0.5 mm ² | |
| | | max. | 10 mm ² | |
| | | nominal | 6 mm ² | |
| | wire end ferrule | Stripping length | min. | 12 mm |
| | | | max. | 12 mm |
| | | | nominal | 12 mm |
| | | Tightening torque | min. | 0.8 Nm |
| | | | max. | 1.6 Nm |
| | | Recommended wire-end ferrule | | |
| | Connection specification | Screw connection | | |
| | Cross-section for conductor connection | Type | stranded, H07V-R | |
| | | min. | 1.5 mm ² | |
| | | max. | 10 mm ² | |
| | | nominal | 6 mm ² | |
| | wire end ferrule | Stripping length | min. | 12 mm |
| | | | max. | 12 mm |
| | | | nominal | 12 mm |
| | | Tightening torque | min. | 0.8 Nm |
| | | | max. | 1.6 Nm |
| | | Recommended wire-end ferrule | | |
| | Connection specification | Screw connection | | |
| | Cross-section for conductor connection | Type | flexible, H05(07) V-K | |
| min. | | 0.5 mm ² | | |
| max. | | 10 mm ² | | |
| nominal | | 6 mm ² | | |
| wire end ferrule | Stripping length | min. | 12 mm | |
| | | max. | 12 mm | |
| | | nominal | 12 mm | |
| | Tightening torque | min. | 0.8 Nm | |
| | | max. | 1.6 Nm | |
| | Recommended wire-end ferrule | | | |
| Clamping range, max. | 10 mm ² | | | |
| Clamping range, min. | 0.22 mm ² | | | |
| Clamping screw | M 3.5 | | | |
| Connection cross-section, stranded, max. | 10 mm ² | | | |
| Connection cross-section, stranded, min. | 1.5 mm ² | | | |
| Connection direction | on side | | | |
| Gauge to IEC 60947-1 | A5 | | | |
| Number of connections | 2 | | | |
| Stripping length | 12 mm | | | |
| Tightening torque, max. | 1.6 Nm | | | |
| Tightening torque, min. | 0.8 Nm | | | |

Creation date January 12, 2022 12:16:34 AM CET

WDU 6 GN

Weidmüller Interface GmbH & Co. KG

Klingenbergstraße 26

D-32758 Detmold

Germany

www.weidmueller.com

Technical data

| | |
|---|---------------------|
| Torque level with DMS electric screwdriver | 3 |
| Twin wire-end ferrules, max. | 4 mm ² |
| Twin wire-end ferrules, min. | 0.5 mm ² |
| Type of connection | Screw connection |
| Wire connection cross section AWG, max. | AWG 8 |
| Wire connection cross section AWG, min. | AWG 26 |
| Wire connection cross section, finely stranded, max. | 10 mm ² |
| Wire connection cross section, finely stranded, min. | 0.5 mm ² |
| Wire connection cross-section, finely stranded with wire-end ferrules DIN 46228/1, max. | 6 mm ² |
| Wire connection cross-section, finely stranded with wire-end ferrules DIN 46228/1, min. | 0.5 mm ² |
| Wire connection cross-section, finely stranded with wire-end ferrules DIN 46228/4, max. | 6 mm ² |
| Wire connection cross-section, finely stranded with wire-end ferrules DIN 46228/4, min. | 0.5 mm ² |
| Wire connection cross-section, solid core, max. | 10 mm ² |
| Wire connection cross-section, solid core, min. | 0.5 mm ² |

Dimensions

| | |
|--------------|-------|
| TS 35 offset | 32 mm |
|--------------|-------|

General

| | | | |
|---|-------|---|---------------|
| Rail | TS 35 | Standards | IEC 60947-7-1 |
| Wire connection cross section AWG, max. | AWG 8 | Wire connection cross section AWG, min. | AWG 26 |

Rating data

| | | | |
|---------------------------------|-------------------|--|---------|
| Rated cross-section | 6 mm ² | Rated voltage | 800 V |
| Rated current | 41 A | Current at maximum wires | 57 A |
| Standards | IEC 60947-7-1 | Volume resistance according to IEC 60947-7-x | 0.78 mΩ |
| Rated impulse withstand voltage | 8 kV | Power loss in accordance with IEC 60947-7-x | 1.31 W |
| Pollution severity | 3 | | |

UL rating data

| | | | |
|---|--------|---|-------|
| Certificate No. (UR) | E60693 | Conductor size Factory wiring max. (UR) | 8 AWG |
| Conductor size Factory wiring min. (UR) | 22 AWG | Conductor size Field wiring max. (UR) | 8 AWG |
| Conductor size Field wiring min. (UR) | 22 AWG | Current size C (UR) | 50 A |
| Voltage size C (UR) | 600 V | | |

WDU 6 GN

Weidmüller Interface GmbH & Co. KG

Klingenbergstraße 26

D-32758 Detmold

Germany

www.weidmueller.com

Technical data

Classifications

| | | | |
|-------------|-------------|-------------|-------------|
| ETIM 6.0 | EC000897 | ETIM 7.0 | EC000897 |
| ETIM 8.0 | EC000897 | ECLASS 9.0 | 27-14-11-20 |
| ECLASS 9.1 | 27-14-11-20 | ECLASS 10.0 | 27-14-11-20 |
| ECLASS 11.0 | 27-14-11-20 | | |

Approvals

Approvals



| | |
|-----------------------|---------|
| ROHS | Conform |
| UL File Number Search | E60693 |

Downloads

| | |
|---|---|
| Approval/Certificate/Document of Conformity | Attestation of Conformity IECEx Certificate CB Testreport CB Certificate EAC certificate DNVGL certificate NEMKO certificate INMETRO certificate Lloyds Register Certificate MARITREG Certificate POLSKIREJ certificate EAC EX Certificate CCC Ex Certificate CE Declaration of Conformity ATEX Certificate CE Declaration of Conformity all terminals |
| Engineering Data | CAD data – STEP |
| Engineering Data | EPLAN, WSCAD, Zuken E3.S |
| User Documentation | NTI WDU/WPE 6 StorageConditionsTerminalBlocks |
| Catalogues | Catalogues in PDF-format |

Data sheet

WDU 6 GN

Weidmüller Interface GmbH & Co. KG
Klingenbergstraße 26
D-32758 Detmold
Germany

www.weidmueller.com

Drawings



WDU 6 GN

Weidmüller Interface GmbH & Co. KG
 Klingenbergstraße 26
 D-32758 Detmold
 Germany

www.weidmueller.com

Accessories**Shielding connection****Shielding and earthing**

Our protective earth conductor and shielding terminals featuring different connection technologies allow you to effectively protect both people and equipment from interference, such as electrical or magnetic fields. A comprehensive range of accessories rounds off our range.

General ordering data

| Type | LS 2.8 WDU2.5-10 | Version |
|------------|----------------------------|----------------------|
| Order No. | 1056400000 | W-Series, Shield bus |
| GTIN (EAN) | 4008190036454 | |
| Qty. | 100 pc(s). | |

6 mm²

Screwable cross-connections are easy to mount and de mount. Thanks to the big contact surface, even high currents can be transmitted with maximum contact reliability.

General ordering data

| Type | WQV 6/3 | Version |
|------------|----------------------------|---|
| Order No. | 1054760000 | W-Series, Cross-connector, For the terminals, Number of poles: 3 |
| GTIN (EAN) | 4008190174163 | |
| Qty. | 50 pc(s). | |
| Type | WQV 6/10 | Version |
| Order No. | 1052260000 | W-Series, Cross-connector, For the terminals, Number of poles: 10 |
| GTIN (EAN) | 4008190153977 | |
| Qty. | 20 pc(s). | |
| Type | WQV 6/4 | Version |
| Order No. | 1054860000 | W-Series, Cross-connector, For the terminals, Number of poles: 4 |
| GTIN (EAN) | 4008190180799 | |
| Qty. | 50 pc(s). | |
| Type | WQV 6/2 | Version |
| Order No. | 1052360000 | W-Series, Cross-connector, For the terminals, Number of poles: 2 |
| GTIN (EAN) | 4008190075866 | |
| Qty. | 50 pc(s). | |

WDU 6 GN

Weidmüller Interface GmbH & Co. KG
 Klingenbergstraße 26
 D-32758 Detmold
 Germany

www.weidmueller.com

Accessories

Blank



The Dekafix (DEK) marker is the universal marker for all conductor and plug-in connectors as well as for electronic sub-assemblies. The system is ideal for short number sequences and covers a wide range of ready-printed markers.

Strips for fast installation in only one work step. The printing is easy to read, rich in contrast and available in various widths.

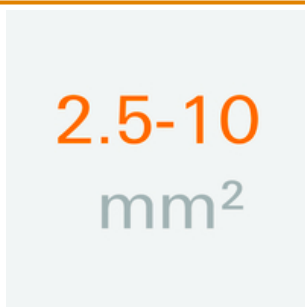
- Large range of ready-to-use markers
- Strips for fast installation
- Terminal markers, suitable for all Weidmüller cable connectors
- Available as blank MultiCard or with standard printing

For custom printing: Please send us a file of our labeling software M-Print PRO or M-Print PRO Online (without installation) for your labeling specifications.

General ordering data

| | | | |
|------------|----------------------------|---------|---|
| Type | DEK 5/8 MC NE WS | Version | |
| Order No. | 1856740000 | | Dekafix, Terminal marker, 5 x 8 mm, Pitch in mm (P): 8.00 |
| GTIN (EAN) | 4032248400850 | | Weidmueller, white |
| Qty. | 800 pc(s). | | |

2.5-10 mm²



End plates are fitted to the open side of the last modular terminal before the end bracket. The use of an end plate ensures the function of the modular terminal and the specified rated voltage. It guarantees protection against contact with live parts and makes the final terminal finger-proof.

General ordering data

| | | | |
|------------|----------------------------|---------|--------------------------------------|
| Type | WAP 16+35 WTW 2.5-10 | Version | |
| Order No. | 1050100000 | | W-Series, End plate, Partition plate |
| GTIN (EAN) | 4008190079901 | | |
| Qty. | 20 pc(s). | | |
| Type | WAP 2.5-10 | Version | |
| Order No. | 1050000000 | | W-Series, End plate |
| GTIN (EAN) | 4008190103149 | | |
| Qty. | 50 pc(s). | | |
| Type | WAP 2.5-10 BL | Version | |
| Order No. | 1050080000 | | W-Series, End plate |
| GTIN (EAN) | 4008190136611 | | |
| Qty. | 50 pc(s). | | |

WDU 6 GN

Weidmüller Interface GmbH & Co. KG
 Klingenbergstraße 26
 D-32758 Detmold
 Germany

www.weidmueller.com

Accessories

| | | |
|------------|----------------------------|--------------------------------------|
| Type | WAP 16+35 WTW 2.5-10 BL | Version |
| Order No. | 1050180000 | W-Series, End plate, Partition plate |
| GTIN (EAN) | 4008190013899 | |
| Qty. | 20 pc(s). | |

W-Series

Test adapters and test plugs are used for the electrical connection between terminal blocks and the test equipment. In this way, an electrical contact can be established in the wired state and measurements can be done easily.

General ordering data

| | | |
|------------|----------------------------|------------------------|
| Type | WTA 3 WDU4 | Version |
| Order No. | 1632350000 | W-Series, Test adapter |
| GTIN (EAN) | 4008190209711 | |
| Qty. | 25 pc(s). | |

Testsockets

Test adapters and test plugs are used for the electrical connection between terminal blocks and the test equipment. In this way, an electrical contact can be established in the wired state and measurements can be done easily.

General ordering data

| | | |
|------------|----------------------------|---------------------|
| Type | STB 8.5/5/2.3/M3 SAK2.5 | Version |
| Order No. | 0280600000 | Accessories, Socket |
| GTIN (EAN) | 4008190023188 | |
| Qty. | 50 pc(s). | |

WDU 6 GN

Weidmüller Interface GmbH & Co. KG
 Klingenbergstraße 26
 D-32758 Detmold
 Germany

www.weidmueller.com

Accessories

W-Series



A partition plate is used for the optical separation of circuits or used for electrical isolation from neighbouring cross-connectors. In contrast to the end plate, the contour can be larger than the adjacent terminal blocks. However, it should not be smaller, as otherwise the required clearance and creepage distances within the application can no longer be maintained.

General ordering data

| Type | WTW EN | Version |
|------------|----------------------------|---------------------------|
| Order No. | 1058800000 | W-Series, Partition plate |
| GTIN (EAN) | 4008190140175 | |
| Qty. | 20 pc(s). | |

DEK 5/8



WS/ DEK

MultiMark terminal markers use an innovative composite material made from two components. The hard base contour of the marker snaps securely into the connector. The elastic surface finish makes the marker easy to mount. This specially punched material enables the strips to be stretched to accommodate the slight variations in spacing that tend to add up, especially with long terminal blocks. Another advantage: the excellent printability of the surface material guarantees durable and wear-resistant labelling. A print resolution of 300 dpi also produces a very legible script.

Your benefits with MultiMark

- Firm hold and durable printing
- Continuous strips save installation time
- Easy mounting thanks to an innovative composite material
- Large label field for optimal legibility
- High flexibility thanks to manufacturer independence

General ordering data

| Type | DEK 5/8 MM WS | Version |
|------------|----------------------------|--|
| Order No. | 2007130000 | Dekafix, Terminal marker, 5 x 8 mm, Weidmueller, white |
| GTIN (EAN) | 4050118392012 | |
| Qty. | 500 pc(s). | |

WDU 6 GN

Weidmüller Interface GmbH & Co. KG

Klingenbergstraße 26

D-32758 Detmold

Germany

www.weidmueller.com

Accessories

SchT group marker carrier



The SchT 5 S group tag carriers are clipped directly onto the TS 32 mounting rail (G-rail) or the TS 35 mounting rail (top-hat rail). It is therefore possible to label the terminal strip irrespective of the terminal and the type of terminal. SchT 5 and SchT 5 S are fitted with ESO 5, STR 5 protective strips.

The SchT 7 is a hinged group tag carrier for inlay tags which enables easy access to the clamping screw. The SchT 7 is fitted with ESO 7, STR 7 protective strips or DEK 5.

Inlay tags and protective strips can be found under "Accessories".

General ordering data

| | | | |
|------------|----------------------------|---|--|
| Type | SCHT 7 | Version | |
| Order No. | 0517960000 | SCHT, Terminal marker, 39.3 x 8 mm, Pitch in mm (P): 7.00 | |
| GTIN (EAN) | 4008190001742 | Weidmueller, white | |
| Qty. | 20 pc(s). | | |

W-Series



Weidmüller's range of products includes end brackets that guarantee a permanent, reliable mounting on the terminal rail and prevent sliding. Versions with and without screws are available. The end brackets include marking options, also for group markers, and also a test plug holder.

General ordering data

| | | | |
|------------|----------------------------|-----------------------|--|
| Type | WEW 35/2 | Version | |
| Order No. | 1061200000 | W-Series, End bracket | |
| GTIN (EAN) | 4008190030230 | | |
| Qty. | 50 pc(s). | | |

WDU 6 GN

Weidmüller Interface GmbH & Co. KG

Klingenbergstraße 26

D-32758 Detmold

Germany

www.weidmueller.com

Accessories

Blank



The WAD connector marker is suitable for W-series terminals and for the WEW 35/2 and ZEW 35/2 end brackets. The markers are available as blank markers, with custom printing or standard print with lightning symbol. The WAD MultiCard markers are suitable for labelling with PrintJet CONNECT printers.


For custom printing: Please send us a file of our labeling software M-Print PRO or M-Print PRO Online (without installation) for your labeling specifications.

General ordering data

| Type | WAD 8 MC NE GE | Version |
|------------|----------------------------|---|
| Order No. | 1112950000 | Group markers, Cover, 33.3 x 8 mm, Pitch in mm (P): 8.00 yellow |
| GTIN (EAN) | 4032248891696 | |
| Qty. | 48 pc(s). | |

| Type | WAD 8 MC NE WS | Version |
|------------|----------------------------|--|
| Order No. | 1112940000 | Group markers, Cover, 33.3 x 8 mm, Pitch in mm (P): 8.00 white |
| GTIN (EAN) | 4032248891825 | |
| Qty. | 48 pc(s). | |

ZGB pivotable group tag holder



The ZGB 15 is a hinged group tag carrier. The tag carrier can hold the dekafix 5, WS 12/5 terminal markers or the inlay tag ESO 15.

The ZGB 30 is a hinged group tag carrier. The tag carrier can hold the dekafix 5, WS 12/5 terminal markers or the inlay tag ESO 7.

Inlay tags and protective strips can be found under "Accessories".

General ordering data

| Type | ZGB 30 | Version |
|------------|----------------------------|---|
| Order No. | 1611930000 | Terminal markers, Terminal marker, 32 x 7 mm, Pitch in mm (P): 5.00 |
| GTIN (EAN) | 4008190002251 | Weidmueller, white |
| Qty. | 20 pc(s). | |

| Type | ZGB 15 | Version |
|------------|----------------------------|---|
| Order No. | 1636530000 | Terminal markers, Terminal marker, 15 x 7 mm, Pitch in mm (P): 5.00 |
| GTIN (EAN) | 4008190297053 | Weidmueller, white |
| Qty. | 20 pc(s). | |

WDU 6 GN

Weidmüller Interface GmbH & Co. KG
 Klingenbergstraße 26
 D-32758 Detmold
 Germany

www.weidmueller.com

Accessories

Test sockets

**Current and voltage transformer wiring**

Our test disconnect terminal blocks featuring spring and screw connection technology allow you to create all the important converter circuits for measuring current, voltage and power in a safe and sophisticated way.

General ordering data

| | | |
|------------|----------------------------|---------------------|
| Type | STB 21.6/IH/BL WTL6/3 | Version |
| Order No. | 1071080000 | Accessories, Socket |
| GTIN (EAN) | 4008190043957 | |
| Qty. | 50 pc(s). | |
| Type | STB 21.6/IH/VI WTL6/3 | Version |
| Order No. | 1071030000 | Accessories, Socket |
| GTIN (EAN) | 4008190259235 | |
| Qty. | 50 pc(s). | |
| Type | STB 21.6/IH/WS WTL6/3 | Version |
| Order No. | 1312520000 | Accessories, Socket |
| GTIN (EAN) | 4050118121704 | |
| Qty. | 50 pc(s). | |
| Type | STB 21.6/IH/SW WTL6/3 | Version |
| Order No. | 1071040000 | Accessories, Socket |
| GTIN (EAN) | 4008190859985 | |
| Qty. | 50 pc(s). | |
| Type | STB 21.6/IH/RT WTL6/3 | Version |
| Order No. | 1778990000 | Accessories, Socket |
| GTIN (EAN) | 4032248169665 | |
| Qty. | 50 pc(s). | |
| Type | STB 21.6/IH/GE WTL6/3 | Version |
| Order No. | 1071010000 | Accessories, Socket |
| GTIN (EAN) | 4008190259211 | |
| Qty. | 50 pc(s). | |
| Type | STB 21.6/IH/GN WTL6/3 | Version |
| Order No. | 1071020000 | Accessories, Socket |
| GTIN (EAN) | 4008190259228 | |
| Qty. | 50 pc(s). | |
| Type | STB 21.6/IH/DB WTL6/3 | Version |
| Order No. | 1071000000 | Accessories, Socket |
| GTIN (EAN) | 4008190259204 | |
| Qty. | 50 pc(s). | |


WDU 6 GN

Weidmüller Interface GmbH & Co. KG
 Klingenbergstraße 26
 D-32758 Detmold
 Germany

www.weidmueller.com

Accessories

Blank



WS markers are the perfect match for the W-series connectors. Thanks to their system compatibility, the WS tags can also be used with the I-series and the Z-series. The large marking surfaces do not only permit long character strings but also multi-line text. WS markers are ideal for labels with long, customised character strings. Thanks to the proven MultiCard format, printing with PrintJet CONNECT oder/or Plotter is possible.

- Can be fitted in strips or individually
- Markers in proven MultiCard format

For custom printing: Please send us a file of our labeling software M-Print PRO or M-Print PRO Online (without installation) for your labeling specifications.

General ordering data

| | | |
|------------|----------------------------|--|
| Type | WS 12/8 PLUS MC NE WS | Version |
| Order No. | 1906000000 | WS, Terminal marker, 12 x 8 mm, Pitch in mm (P): 8.00 Weidmueller, |
| GTIN (EAN) | 4032248528158 | white |
| Qty. | 420 pc(s). | |

X-ON Electronics

Largest Supplier of Electrical and Electronic Components

Click to view similar products for [DIN Rail Terminal Blocks](#) category:

Click to view products by [Weidmuller](#) manufacturer:

Other Similar products are found below :

[00110420202](#) [8WA1011-1BH23](#) [8WA1011-1EF20](#) [91.010](#) [9102100000](#) [91.040](#) [9123140000](#) [9123140001](#) [RBO 5-T-B-HEX](#) [1333564](#) [DP25-GY-ND](#) [1431306](#) [1433306](#) [HSL-TB64-DIN](#) [90.070](#) [91.020](#) [912314](#) [260-301_NR](#) [2757571](#) [280-331](#) [280-560](#) [280-564](#) [281-611/281-542](#)
[281-673/281-411](#) [281-994](#) [283-317](#) [283-607](#) [2909798](#) [264-724](#) [264-726](#) [280-530](#) [280-555](#) [280-619](#) [281-610](#) [281-622/281-417](#) [284-317](#)
[284-601](#) [2907033](#) [3048496](#) [5542152](#) [35956](#) [USK 10](#) [102510](#) [1025100000](#) [5520682](#) [5607102](#) [EMH 25-ZE30](#) [591620-2](#) [UM 45-SEFE](#)
[M.NUT BK](#) [1-591651-1](#)