


WDK 10 V BL**Weidmüller Interface GmbH & Co. KG**

Klingenbergstraße 26

D-32758 Detmold

Germany

www.weidmueller.com

Product image**Klippon® Connect with clamping yoke Technology**

The high reliability and variety of designs of the terminal blocks with clamping yoke connections make planning easier and optimises operational safety. Klippon® Connect provides a proven response to a range of different requirements.

General ordering data

Version	Feed-through terminal, Double-tier terminal, Screw connection, 10 mm ² , 800 V, 57 A, blue
Order No.	1186780000
Type	WDK 10 V BL
GTIN (EAN)	4050118024654
Qty.	50 pc(s).

Creation date January 21, 2022 6:20:21 PM CET

Catalogue status 14.01.2022 / We reserve the right to make technical changes.

WDK 10 V BL

Weidmüller Interface GmbH & Co. KG

Klingenbergstraße 26

D-32758 Detmold

Germany

www.weidmueller.com

Technical data

Dimensions and weights

Depth	69 mm	Depth (inches)	2.717 inch
Depth including DIN rail	69.5 mm	Height	85 mm
Height (inches)	3.346 inch	Width	9.9 mm
Width (inches)	0.39 inch	Net weight	43 g

Temperatures

Storage temperature	-25 °C...55 °C	Continuous operating temp., min.	-50 °C
Continuous operating temp., max.	120 °C		

Material data

Material	Wemid	Colour	blue
UL 94 flammability rating	V-0		

System specifications

Version	Screw connection, Double terminal, Vertically cross-connected, for screwable cross-connection, One end without connector	End cover plate required	Yes
Number of potentials	1	Number of levels	2
Number of clamping points per level	2	Number of potentials per tier	1
Levels cross-connected internally	Yes	PE connection	No
Rail	TS 35	N-function	Yes
PE function	No	PEN function	No

Additional technical data

Open sides	right	Type of mounting	Snap-on
------------	-------	------------------	---------

CSA rating data

Certificate No. (CSA)	200039-1057876	Current size B (CSA)	49 A
Current size C (CSA)	49 A	Current size D (CSA)	5 A
Voltage size B (CSA)	600 V	Voltage size C (CSA)	600 V
Voltage size D (CSA)	600 V	Wire cross section max. (CSA)	6 AWG
Wire cross section min. (CSA)	18 AWG		

WDK 10 V BL

Weidmüller Interface GmbH & Co. KG

Klingenbergstraße 26

D-32758 Detmold

Germany

www.weidmueller.com

Technical data

Conductors for clamping (rated connection)

Blade size	1.0 x 5.5 mm	Clamping range, max.	16 mm ²
Clamping range, min.	1.5 mm ²	Clamping screw	M 4
Connection cross-section, stranded, max.	16 mm ²	Connection cross-section, stranded, min.	1.5 mm ²
Connection direction	on side	Gauge to IEC 60947-1	B6
Number of connections	4	Stripping length	12 mm
Tightening torque, max.	1.9 Nm	Tightening torque, min.	1.2 Nm
Twin wire-end ferrules, max.	6 mm ²	Twin wire-end ferrules, min.	1.5 mm ²
Type of connection	Screw connection	Wire connection cross section AWG, max.	AWG 6
Wire connection cross section AWG, min.	AWG 16	Wire connection cross section, finely stranded, max.	16 mm ²
Wire connection cross section, finely stranded, min.	1.5 mm ²	Wire connection cross-section, finely stranded with wire-end ferrules DIN 46228/1, max.	16 mm ²
Wire connection cross-section, finely stranded with wire-end ferrules DIN 46228/1, min.	1.5 mm ²	Wire connection cross-section, finely stranded with wire-end ferrules DIN 46228/4, max.	16 mm ²
Wire connection cross-section, finely stranded with wire-end ferrules DIN 46228/4, min.	1.5 mm ²	Wire connection cross-section, solid core, max.	16 mm ²
Wire connection cross-section, solid core, min.	1.5 mm ²		

General

Rail	TS 35	Standards	IEC 60947-7-1
Wire connection cross section AWG, max.	AWG 6	Wire connection cross section AWG, min.	AWG 16

Rating data

Rated cross-section	10 mm ²	Rated voltage	800 V
Rated current	57 A	Current at maximum wires	73 A
Standards	IEC 60947-7-1	Volume resistance according to IEC 60947-7-x	0.56 mΩ
Rated impulse withstand voltage	8 kV	Power loss in accordance with IEC 60947-7-x	1.82 W
Pollution severity	3	Surge voltage category	III

UL rating data

Certificate No. (UR)	E60693	Conductor size Factory wiring max. (UR)	6 AWG
Conductor size Factory wiring min. (UR)	18 AWG	Conductor size Field wiring max. (UR)	6 AWG
Conductor size Field wiring min. (UR)	18 AWG	Current size B (UR)	49 A
Current size C (UR)	49 A	Current size D (UR)	5 A
Voltage size B (UR)	600 V	Voltage size C (UR)	600 V
Voltage size D (UR)	600 V	Wire cross section max. (UR)	6 AWG
Wire cross section min. (UR)	18 AWG		

Classifications

ETIM 6.0	EC000897	ETIM 7.0	EC000897
ETIM 8.0	EC000897	ECLASS 9.0	27-14-11-20
ECLASS 9.1	27-14-11-20	ECLASS 10.0	27-14-11-20
ECLASS 11.0	27-14-11-20		

Creation date January 21, 2022 6:20:21 PM CET

Catalogue status 14.01.2022 / We reserve the right to make technical changes.

3

Data sheet**WDK 10 V BL**

Weidmüller Interface GmbH & Co. KG
Klingenbergstraße 26
D-32758 Detmold
Germany

www.weidmueller.com

Technical data**Approvals**

Approvals



ROHS	Conform
UL File Number Search	E60693

Downloads

Approval/Certificate/Document of Conformity	CB Test Certificate CB Certificate EAC certificate CE Declaration of Conformity CE Declaration of Conformity all terminals
Engineering Data	CAD data – STEP
Engineering Data	EPLAN, WSCAD, Zuken E3.S
User Documentation	StorageConditionsTerminalBlocks
Catalogues	Catalogues in PDF-format
Brochures	

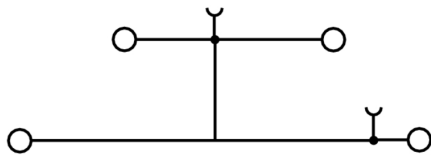
Data sheet

WDK 10 V BL

Weidmüller Interface GmbH & Co. KG
Klingenbergstraße 26
D-32758 Detmold
Germany

www.weidmueller.com

Drawings




WDK 10 V BL

Weidmüller Interface GmbH & Co. KG
 Klingenbergstraße 26
 D-32758 Detmold
 Germany

www.weidmueller.com

Accessories

Slotted screwdriver



Slotted screwdriver with rounded blade SD DIN 5265, ISO 2380/2, output to DIN 5264, ISO 2380/1. ChromTop tip, SoftFinish grip

General ordering data

Type	SDS 1.0X5.5X150	Version
Order No.	9008350000	Screwdriver, Screwdriver
GTIN (EAN)	4032248056316	
Qty.	1 pc(s).	

Blank



The WAD connector marker is suitable for W-series terminals and for the WEW 35/2 and ZEW 35/2 end brackets. The markers are available as blank markers, with custom printing or standard print with lightning symbol. The WAD MultiCard markers are suitable for labelling with PrintJet CONNECT printers.

For custom printing: Please send us a file of our labeling software M-Print PRO or M-Print PRO Online (without installation) for your labeling specifications.

General ordering data

Type	WAD 8 MC NE GE	Version
Order No.	1112950000	Group markers, Cover, 33.3 x 8 mm, Pitch in mm (P): 8.00 yellow
GTIN (EAN)	4032248891696	
Qty.	48 pc(s).	
Type	WAD 8 MC NE WS	Version
Order No.	1112940000	Group markers, Cover, 33.3 x 8 mm, Pitch in mm (P): 8.00 white
GTIN (EAN)	4032248891825	
Qty.	48 pc(s).	

WDK 10 V BL

Weidmüller Interface GmbH & Co. KG
 Klingenbergstraße 26
 D-32758 Detmold
 Germany

www.weidmueller.com

Accessories

Blank



The Dekafix (DEK) marker is the universal marker for all conductor and plug-in connectors as well as for electronic sub-assemblies. The system is ideal for short number sequences and covers a wide range of ready-printed markers.

Strips for fast installation in only one work step. The printing is easy to read, rich in contrast and available in various widths.


- Large range of ready-to-use markers
- Strips for fast installation
- Terminal markers, suitable for all Weidmüller cable connectors
- Available as blank MultiCard or with standard printing

For custom printing: Please send us a file of our labeling software M-Print PRO or M-Print PRO Online (without installation) for your labeling specifications.

General ordering data

Type	DEK 5/8-11.5 MC NE WS	Version	
Order No.	1341630000		Dekafix, Terminal marker, 5 x 8 mm, Pitch in mm (P): 8.00
GTIN (EAN)	4050118145946		Weidmueller, white
Qty.	500 pc(s).		

10 mm²



End plates are fitted to the open side of the last modular terminal before the end bracket. The use of an end plate ensures the function of the modular terminal and the specified rated voltage. It guarantees protection against contact with live parts and makes the final terminal finger-proof.

General ordering data

Type	WAP WDK10 BL	Version	
Order No.	1186730000		W-Series, End plate
GTIN (EAN)	4050118024678		
Qty.	20 pc(s).		

Type	WAP WDK10	Version	
Order No.	1186720000		W-Series, End plate
GTIN (EAN)	4050118024661		
Qty.	20 pc(s).		

WDK 10 V BL

Weidmüller Interface GmbH & Co. KG

Klingenbergstraße 26

D-32758 Detmold

Germany

www.weidmueller.com

Accessories

With lightning flash




The WAD connector marker is suitable for W-series terminals and for the WEW 35/2 and ZEW 35/2 end brackets. The markers are available as blank markers, with custom printing or standard print with lightning symbol. The WAD MultiCard markers are suitable for labelling with PrintJet CONNECT printers.

For custom printing: Please send us a file of our labeling software M-Print PRO or M-Print PRO Online (without installation) for your labeling specifications.

General ordering data

Type	WAD 8 MC B GE/SW	Version
Order No.	1120470000	Group markers, Cover, 33.3 x 8 mm, Pitch in mm (P): 8.00 yellow
GTIN (EAN)	4032248901289	
Qty.	48 pc(s).	

10 mm²

Screwable cross-connections are easy to mount and de mount. Thanks to the big contact surface, even high currents can be transmitted with maximum contact reliability.

General ordering data

Type	WQV 10/2	Version
Order No.	1052560000	W-Series, Cross-connector, For the terminals, Number of poles: 2
GTIN (EAN)	4008190154943	
Qty.	50 pc(s).	
Type	WQV 10/4	Version
Order No.	1055060000	W-Series, Cross-connector, For the terminals, Number of poles: 4
GTIN (EAN)	4008190188245	
Qty.	50 pc(s).	
Type	WQV 10/10	Version
Order No.	1052460000	W-Series, Cross-connector, For the terminals, Number of poles: 10
GTIN (EAN)	4008190152130	
Qty.	20 pc(s).	
Type	WQV 10/3	Version
Order No.	1054960000	W-Series, Cross-connector, For the terminals, Number of poles: 3
GTIN (EAN)	4008190079079	
Qty.	50 pc(s).	

Data sheet**WDK 10 V BL**

Weidmüller Interface GmbH & Co. KG
Klingenbergstraße 26
D-32758 Detmold
Germany

www.weidmueller.com

Accessories**W-Series**

Weidmüller's range of products includes end brackets that guarantee a permanent, reliable mounting on the terminal rail and prevent sliding. Versions with and without screws are available. The end brackets include marking options, also for group markers, and also a test plug holder.

General ordering data

Type	WEW 35/1	Version
Order No.	1059000000	W-Series, End bracket
GTIN (EAN)	4008190172282	
Qty.	50 pc(s).	

X-ON Electronics

Largest Supplier of Electrical and Electronic Components

Click to view similar products for [DIN Rail Terminal Blocks](#) category:

Click to view products by [Weidmuller](#) manufacturer:

Other Similar products are found below :

[00110420202](#) [8WA1011-1BH23](#) [8WA1011-1EF20](#) [8WA1011-6DG11](#) [91.010](#) [9102100000](#) [91.040](#) [9123140000](#) [9123140001](#) [RBO 5-T-B-HEX](#) [1333564](#) [DP25-GY-ND](#) [1431306](#) [1433306](#) [90.070](#) [90.202](#) [91.020](#) [912314](#) [260-301_NR](#) [2757571](#) [280-331](#) [280-560](#) [280-564](#) [281-611/281-542](#) [281-673/281-411](#) [281-994](#) [283-317](#) [283-607](#) [2909798](#) [264-724](#) [264-726](#) [280-530](#) [280-555](#) [280-619](#) [281-610](#) [281-622/281-417](#) [284-317](#) [284-601](#) [2907033](#) [3048496](#) [5542152](#) [35956](#) [USK 10](#) [102510](#) [1025100000](#) [5520682](#) [5607102](#) [EMH 25-ZE30](#) [591620-2](#) [UM 45-SEFE M.NUT BK](#)