

RCI42424FG

Weidmüller Interface GmbH & Co. KG

Klingenbergstraße 26

D-32758 Detmold

Germany

www.weidmueller.com

Product image



Relay modules with forcibly guided contacts
Relays with forcibly guided contacts have a 99 % diagnostics coverage and an excellent reputation for use in safety systems. The contacts interlock mechanically with each other in order to ensure a synchronous switching status of both contacts. This guarantees that the alert contact will maintain the same switching status in the event of an error (for example, if the working contact welds from an overload). The controller (or safety controller) detects the alert contact and then compares the set values and actual values. If a difference occurs, measures can then be taken to protect equipment and human life.

- 2 CO contacts with 6 A, forcibly guided according to EN 61810-3 type B
- Proven component in safety technology
- Diagnosis coverage of 99 %

General ordering data

Version	RIDERSERIES FG, Relay with positively driven contacts, Number of contacts: 2, CO contacts forcibly guided (EN 61810-3 type B) AgCuNi, Rated control voltage: 24 V DC, Continuous current: 6 A, Test button available: No
Order No.	1218380000
Type	RCI42424FG
GTIN (EAN)	4050118001891
Qty.	12 pc(s).

RCI42424FG

Weidmüller Interface GmbH & Co. KG

Klingenbergstraße 26

D-32758 Detmold

Germany

www.weidmueller.com

Technical data

Dimensions and weights

Depth	25.6 mm	Depth (inches)	1.008 inch
Height	30.2 mm	Height (inches)	1.189 inch
Width	12.7 mm	Width (inches)	0.5 inch
Net weight	20.417 g		

Temperatures

Storage temperature	-40 °C...85 °C	Operating temperature	-40 °C...70 °C
Humidity	40 °C / 95 % rel. humidity, no condensation		

Control side

Rated control voltage	24 V DC	Rated current DC	29.2 mA
Power rating	700 mW	Pull-in/drop-out voltage, typ.	18 V / 2.4 V DC
Coil resistance	720 Ω ± 10 %	Coil tolerance	10 %

Load side

Rated switching voltage	250 V AC	Continuous current	6 A
Max. switching frequency at rated load	0.1 Hz	Inrush current	15 A / 20 ms
AC switching capacity (resistive), max.	1500 VA	DC switching capacity (resistive), max.	144 W @ 24 V
Switch-on delay	≤ 12 ms	Switch-off delay	≤ 6 ms
Contact type	2 CO contacts forcibly guided (EN 61810-3 type B) (AgCuNi)	Mechanical service life	> 50 x 10 ⁶ switching cycles
Min. switching power	1 mA @ 24 V, 10 mA @ 10 V, 100 mA @ 5 V		

General data

Test button available	No	Mechanical switch position indicator	No
Colour	Transparent		

Insulation coordination

Rated voltage	250	Pollution severity	2
Surge voltage category	III	Clearance and creepage distances for control side - load side	≥ 10 mm
Dielectric strength for control side - load side	5 kV _{eff} / 1 min	Dielectric strength of neighbouring contacts	4 kV _{eff} / 1 min
Dielectric strength of open contact	1.5 kV _{eff} / 1 min.	Protection degree	IP20

Further details of approvals / standards

Standards	DIN EN 50205
-----------	--------------

Classifications

ETIM 6.0	EC001437	ETIM 7.0	EC001437
ETIM 8.0	EC001437	ECLASS 9.0	27-37-16-01
ECLASS 9.1	27-37-16-01	ECLASS 10.0	27-37-16-01
ECLASS 11.0	27-37-16-01	ECLASS 12.0	27-37-16-01

RCI42424FG**Weidmüller Interface GmbH & Co. KG**
Klingenbergstraße 26
D-32758 Detmold
Germany

www.weidmueller.com

Technical data**Approvals**

Approvals



ROHS

Conform

Downloads

Engineering Data	CAD data – STEP
Engineering Data	EPLAN, WSCAD
Catalogues	Catalogues in PDF-format
Brochures	

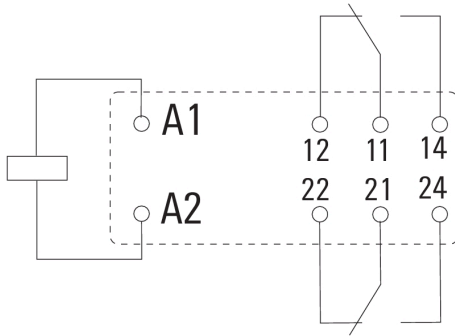
RCI42424FG

Weidmüller Interface GmbH & Co. KG
 Klingenbergstraße 26
 D-32758 Detmold
 Germany

www.weidmueller.com

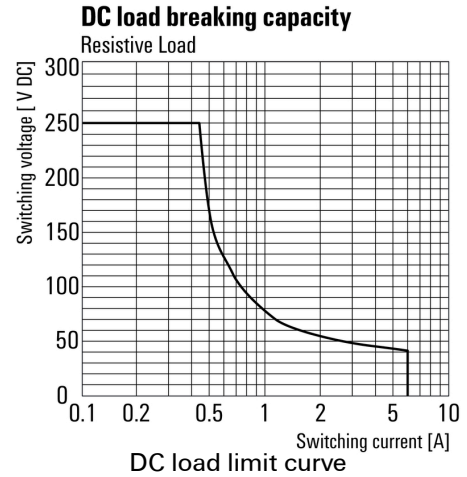
Drawings

Wiring diagram

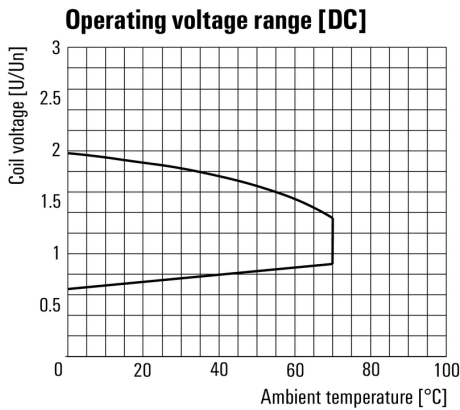


View of Pins from below

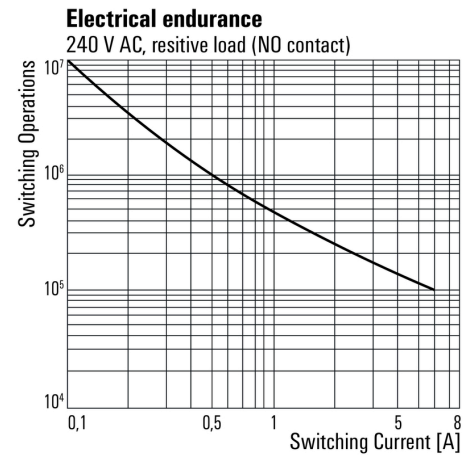
Graph



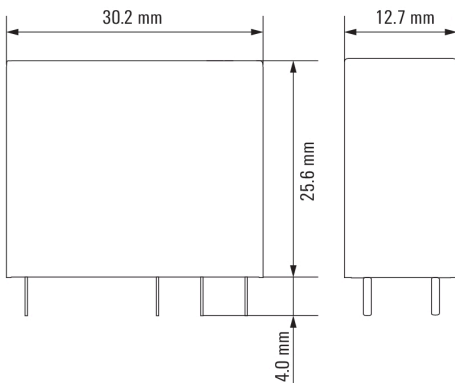
Graph



Graph



Dimensional drawing



X-ON Electronics

Largest Supplier of Electrical and Electronic Components

Click to view similar products for [Industrial Relays](#) category:

Click to view products by [Weidmuller](#) manufacturer:

Other Similar products are found below :

[6-1617801-8](#) [6-1618107-9](#) [7-1618273-3](#) [EV250-4A-02](#) [EV250-6A-01](#) [FCA-325-159](#) [FCA-410-138](#) [8-1618273-6](#) [9-1618397-7](#)
[GCA32A208VAC60HZ](#) [GCA63A600VAC60HZ](#) [1-1833005-4](#) [H-16/S1](#) [H-8C](#) [H-8/S68](#) [ACC530U20](#) [RF303ZM4-12](#) [DH18DA](#) [AR4-15F13-](#)
[C01](#) [AR7-41F11](#) [ATL68011](#) [EB3L-S10SAN](#) [AVR907](#) [B329](#) [B490A](#) [1617020-1](#) [1618095-3](#) [1618104-9](#) [1618279-1](#) [BHR124Y](#) [N417](#)
[2071229-4](#) [2-1617748-6](#) [2-1618396-6](#) [2-1618398-1](#) [JMAPD-5XL](#) [PBE-120/208-ASE](#) [JMGACD-5M](#) [JMGSCD-5L](#) [PBO-40A3040](#) [KA-3C-](#)
[12A](#) [RT334012WG](#) [SAH159](#) [SF5201F02](#) [301-17SX](#) [SL6H3-26.5VDC](#) [1618105-2](#) [1618112-6](#) [1618276-6](#) [A837D](#)