

WDU 50N SW**Weidmüller Interface GmbH & Co. KG**

Klingenbergstraße 26

D-32758 Detmold

Germany

www.weidmueller.com

Product image

To feed through power, signal, and data is the classical requirement in electrical engineering and panel building. The insulating material, the connection system and the design of the terminal blocks are the differentiating features. A feed-through terminal block is suitable for joining and/or connecting one or more conductors. They could have one or more connection levels that are on the same potential or insulated against one another.

General ordering data

Version	Feed-through terminal, Screw connection, 50 mm ² , 1000 V, 150 A, black
Order No.	1298070000
Type	WDU 50N SW
GTIN (EAN)	4050118096347
Qty.	10 pc(s).

Creation date October 11, 2022 7:15:53 PM CEST

Catalogue status 07.10.2022 / We reserve the right to make technical changes.

WDU 50N SW

Weidmüller Interface GmbH & Co. KG

Klingenbergstraße 26

D-32758 Detmold

Germany

www.weidmueller.com

Technical data

Dimensions and weights

Depth	69.6 mm	Depth (inches)	2.74 inch
Depth including DIN rail	70.6 mm	Height	70 mm
Height (inches)	2.756 inch	Width	18.5 mm
Width (inches)	0.728 inch	Net weight	84.5 g

Temperatures

Storage temperature	-25 °C...55 °C	Continuous operating temp., min.	-60 °C
Continuous operating temp., max.	130 °C		

Material data

Material	Wemid	Colour	black
UL 94 flammability rating	V-0		

Rating data IECEx/ATEX

Certificate No. (ATEX)	DEMKO14ATEX1338U	Certificate No. (IECEX)	IECEXULD14.0005U
Max. voltage (ATEX)	690 V	Current (ATEX)	126 A
Wire cross section max. (ATEX)	50 mm ²	Max. voltage (IECEX)	690 V
Current (IECEX)	126 A	Wire cross section max. (IECEX)	50 mm ²
Marking EN 60079-7	Ex eb II C Gb	Ex 2014/34/EU label	II 2 G D

System specifications

Version	Screw connection, for screwable cross- connection, in closed state	End cover plate required	No
Number of potentials	1	Number of levels	1
Number of clamping points per level	2	Number of potentials per tier	1
Levels cross-connected internally	No	PE connection	No
Rail	TS 35	N-function	No
PE function	No	PEN function	Yes

2 clampable conductors (H05V/H07V) with equal cross-section (rated connection)

Cross-section for connected wire, stranded, two clampable wires, max.	16 mm ²	Cross-section for connected wire, stranded, two clampable wires, min.	6 mm ²
Wire connection cross section, finely stranded with wire-end ferrules DIN 46228/1, 2 clampable wires, max.	16 mm ²	Wire connection cross section, finely stranded with wire-end ferrules DIN 46228/1, 2 clampable wires, min.	6 mm ²
Wire connection cross section, finely stranded, two clampable wires, min.	6 mm ²	Wire cross-section, finely stranded, two clampable wires, max.	16 mm ²

Additional technical data

Explosion-tested version	No	Installation advice	Direct mounting
Open sides	closed	Type of mounting	Snap-on

WDU 50N SW

Weidmüller Interface GmbH & Co. KG

Klingenbergstraße 26

D-32758 Detmold

Germany

www.weidmueller.com

Technical data

Conductors for clamping (rated connection)

Blade size	S4 (DIN 6911)	Clamping range, max.	70 mm ²
Clamping range, min.	10 mm ²	Clamping screw	M 6
Connection cross-section, stranded, max.	70 mm ²	Connection cross-section, stranded, min.	6 mm ²
Connection direction	on side	Gauge to IEC 60947-1	B10
Number of connections	2	Stripping length	24 mm
Tightening torque, max.	6 Nm	Tightening torque, min.	3.5 Nm
Type of connection	Screw connection	Wire connection cross section AWG, max.	AWG 0
Wire connection cross section AWG, min.	AWG 8	Wire connection cross section, finely stranded, max.	50 mm ²
Wire connection cross section, finely stranded, min.	10 mm ²	Wire connection cross-section, finely stranded with wire-end ferrules DIN 46228/1, max.	50 mm ²
Wire connection cross-section, finely stranded with wire-end ferrules DIN 46228/1, min.	6 mm ²	Wire connection cross-section, solid core, max.	16 mm ²
Wire connection cross-section, solid core, min.	6 mm ²		

General

Installation advice	Direct mounting	Rail	TS 35
Standards	IEC 60947-7-1	Wire connection cross section AWG, max.	AWG 0
Wire connection cross section AWG, min.	AWG 8		

Rating data

Rated cross-section	50 mm ²	Rated voltage	1,000 V
Rated DC voltage	1,000 V DC	Rated current	150 A
Current at maximum wires	192 A	Standards	IEC 60947-7-1
Volume resistance according to IEC 60947-7-x	0.21 mΩ	Rated impulse withstand voltage	8 kV
Power loss in accordance with IEC 60947-7-x	4.8 W	Pollution severity	3
Surge voltage category	III		

Classifications

ETIM 6.0	EC000897	ETIM 7.0	EC000897
ETIM 8.0	EC000897	ECLASS 9.0	27-14-11-20
ECLASS 9.1	27-14-11-20	ECLASS 10.0	27-14-11-20
ECLASS 11.0	27-14-11-20	ECLASS 12.0	27-14-11-20

Approvals

Approvals



ROHS

Conform

WDU 50N SW**Weidmüller Interface GmbH & Co. KG**

Klingenbergstraße 26

D-32758 Detmold

Germany

www.weidmueller.com**Technical data****Downloads**

Approval/Certificate/Document of Conformity	Attestation of Conformity IECEX Certificate UKCA Ex Attestation of Conformity EAC certificate INMETRO certificate EAC EX Certificate CCC Ex Certificate UKCA Ex Certificate CE Declaration of Conformity ATEX Certificate CE Declaration of Conformity all terminals UKCA Declaration of Conformity
Engineering Data	CAD data – STEP
Engineering Data	EPLAN, WSCAD, Zuken E3.S
User Documentation	NTI WDU/WPE 50N StorageConditionsTerminalBlocks Instruction User documentation WZAD
Catalogues	Catalogues in PDF-format




Data sheet

WDU 50N SW

Weidmüller Interface GmbH & Co. KG
Klingenbergstraße 26
D-32758 Detmold
Germany

www.weidmueller.com

Drawings



X-ON Electronics

Largest Supplier of Electrical and Electronic Components

Click to view similar products for [DIN Rail Terminal Blocks](#) category:

Click to view products by [Weidmuller](#) manufacturer:

Other Similar products are found below :

[00110420202](#) [00175550302](#) [8WA1011-1BH23](#) [9123140000](#) [RBO 5-T-B-HEX](#) [HSL-TB64-DIN](#) [90.070](#) [90.202](#) [912314](#) [260-301_NR](#) [280-560](#) [280-564](#) [281-611/281-542](#) [281-673/281-411](#) [281-994](#) [283-317](#) [283-607](#) [264-724](#) [264-726](#) [280-530](#) [280-555](#) [280-619](#) [281-610](#) [281-622/281-417](#) [284-317](#) [2907033](#) [35956](#) [USK 10](#) [102510](#) [5520682](#) [EMH 25-ZE30](#) [1SNK706410R0000](#) [1SNK705210R0000](#)
[1SNK705151R0000](#) [1SNK506066R0000](#) [1SNK506061R0000](#) [1SNK506012R0000](#) [1SNK505060R0000](#) [UM 45-SEFE M.NUT BK](#)
[1SNK506013R0000](#) [1SNK506030R0000](#) [1SNK508062R0000](#) [1SNK508065R0000](#) [1SNK508066R0000](#) [1SNK705010R0000](#)
[1SNK705012R0000](#) [1SNK705150R0000](#) [1SNK705152R0000](#) [1SNK705310R0000](#) [1SNK706010R0000](#)