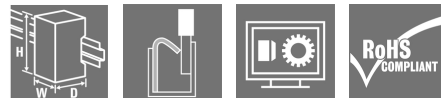


UR20-FBC-EC

Weidmüller Interface GmbH & Co. KG
 Klingenbergstraße 26
 D-32758 Detmold
 Germany

www.weidmueller.com

Product image



More performance. Simplified. u-remote.

Weidmüller u-remote – our innovative remote I/O concept with IP 20 which focuses purely on user benefits: tailored planning, faster installation, safer start-up, no more downtime. For considerably improved performance and greater productivity.

Reduce the size of your cabinets with u-remote, thanks to the narrowest modular design on the market and the need for fewer power-feed modules. Our u-remote technology also offers tool-free assembly, while the modular "sandwich" design and integrated web server speed up installation, both in the cabinet and machine. Status LEDs on the channel and each u-remote module enable reliable diagnosis and rapid service.

This and many other amazing ideas boost the availability of your machines and systems. And ensure smooth processes too. From planning to operation.

u-remote stands for "More Performance". Simplified

General ordering data

Version	Remote I/O fieldbus coupler, IP20, Ethernet, EtherCAT
Order No.	1334910000
Type	UR20-FBC-EC
GTIN (EAN)	4050118138283
Qty.	1 pc(s).
Replacement parts	1484440000

UR20-FBC-EC

Weidmüller Interface GmbH & Co. KG

Klingenbergstraße 26

D-32758 Detmold

Germany

www.weidmueller.com

Technical data

Dimensions and weights

Depth	76 mm	Depth (inches)	2.992 inch
Height	120 mm	Height (inches)	4.724 inch
Width	52 mm	Width (inches)	2.047 inch
Mounting dimension - height	128 mm	Net weight	227 g

Temperatures

Storage temperature	-40 °C ... +85 °C	Operating temperature	-20 °C ... +60 °C
---------------------	-------------------	-----------------------	-------------------

Environmental Product Compliance

REACH SVHC	Lead 7439-92-1	SCIP	98e19a7e-033b-4e68-93e3-c47b30de875e
------------	----------------	------	--------------------------------------

Connection data

Type of connection	PUSH IN	Wire connection cross section, finely stranded, max.	1.5 mm ²
Wire connection cross section, finely stranded, min.	0.14 mm ²	Wire cross-section, finely stranded, max. (AWG)	AWG 16
Wire cross-section, finely stranded, min. (AWG)	AWG 26	Wire cross-section, solid, max.	1.5 mm ²
Wire cross-section, solid, max. (AWG)	AWG 16	Wire cross-section, solid, min.	0.14 mm ²
Wire cross-section, solid, min. (AWG)	AWG 26		

General data

Air humidity (operation)	10% to 95%, non-condensing as per DIN EN 61131-2		
Air humidity (storage)	10% to 95%, non-condensing as per DIN EN 61131-2		
Air humidity (transport)	10% to 95%, non-condensing as per DIN EN 61131-2		
Air pressure (operation)	≥ 795 hPa (height ≤ 2000 m) as per DIN EN 61131-2		
Air pressure (storage)	1013 hPa (height 0 m) to 700 hPa (height 3000 m) as per DIN EN 61131-2		
Air pressure (transport)	1013 hPa (height 0 m) to 700 hPa (height 3000 m) as per DIN EN 61131-2		
Pollution severity	2		
Rail	TS 35		
Restricted area	Type of restricted area	Negative expansion	thermal
			Y coordinate
	Z coordinate		0 mm
	X coordinate	-28 mm	
	Positive expansion	Z coordinate	85 mm
		X coordinate	83.5 mm
Y coordinate		160 mm	
Shock	15 g over 11 ms, half sinus wave, acc. to IEC 60068-2-27		
Surge voltage category	II		
Test voltage	500 V		
UL 94 flammability rating	V-0		
Vibration resistance	5 Hz ≤ f ≤ 8.4 Hz: 3.5-mm amplitude as per IEC 60068-2-6, 8.4 Hz ≤ f ≤ 150 Hz: 1 g acceleration as per IEC 60068-2-6		

Power supply

Current consumption from I _{sys} , typ.	130 mA		
Feed current for I _{IN} (input current path)	max.	10,000 mA	
	nominal	10,000 mA	
	min.	10,000 mA	

Creation date September 16, 2022 3:47:48 AM CEST

UR20-FBC-EC

Weidmüller Interface GmbH & Co. KG

Klingenbergstraße 26

D-32758 Detmold

Germany

www.weidmueller.com

Technical data

Feed current for I_{IN} (input current path) , 10 A
max.

Feed current for I_{OUT} (output current path)	min.	10,000 mA
	max.	10,000 mA
	nominal	10,000 mA

Feed current for I_{OUT} (output current path) , max. 10 A

Feed current for the system, max. 4 A

Supply voltage for outputs 24 V DC +20 %/ -15 %

Supply voltage system and inputs 24 V DC +20 %/ -15 %

Voltage supply 24 V DC +20 %/ -15 %, via the system bus

System data

Configuration interface	Micro USB 2.0	Connection type	2x RJ45 plug-in connectors
Diagnostic data	3,200 Byte	Field bus protocol	EtherCAT
Interface	u-remote system bus	Module type	Bus coupler
Parameter data	4 kByte	Process data	1,024 Byte
Transmission rate of field bus, max.	100 Mbit/s	Transmission speed of system bus, max.	48 Mbit/s
max. number of modules	64 ST		

Classifications

ETIM 6.0	EC001603	ETIM 7.0	EC001603
ETIM 8.0	EC001603	ECLASS 9.0	27-24-26-07
ECLASS 9.1	27-24-26-07	ECLASS 10.0	27-24-26-07
ECLASS 11.0	27-24-26-07	ECLASS 12.0	27-24-26-07

UR20-FBC-EC

Weidmüller Interface GmbH & Co. KG

Klingenbergstraße 26

D-32758 Detmold

Germany

www.weidmueller.com

Technical data

Tender specification sheets

Long specification

EtherCAT field bus coupler with integrated 2-port switch, 100 Mbit/s for digital and analogue signals. The field bus coupler recognises the installed modules and uses them to generate a process image. The module sequence is not relevant. The field bus coupler is integrated into an application as an EtherCAT I/O device. Connection system: PUSH-IN terminal Transmission medium: Fieldbus transmission rate: 100 Mbit Transmission rate of the u-remote system bus: 48 Mbit Bus interface: 2 x RJ45 Voltage supply: 24 VDC +25% / -15% Feed-in current for system: 4 A Feed-in current for input modules: 10 A Feed-in current for output modules: 10 A Internal current consumption: 130 mA Process data: 8 kByte Parameter data: 1024 bytes Diagnostic data: 1024 bytes Number of I/O points: Number of I/O stations: Number of modules: max. 64 Protocol: EtherCAT Start-up aid: web server Configuration interface: USB Protection degree: IP20 Mounting position: horizontal, vertical with derating - see manual Efficiency of the power supply unit: Potential separation: between system path, input and output paths Current via power contacts: 10 A on input and on output paths Storage temperature: -40°C - +85°C Operating temperature: -20°C - +60°C Relative humidity: 10% - 90%, non-condensing Weight: 220 g Dimensions (WxHxD): 52 mm x 120 mm x 76 mm Approvals: UL, Ex, Brand: Weidmüller Type: UR20-FBC-EC

UR20-FBC-EC

Weidmüller Interface GmbH & Co. KG
 Klingenbergstraße 26
 D-32758 Detmold
 Germany

www.weidmueller.com

Technical data

Approvals

Approvals



ROHS	Conform
UL File Number Search	UL Website
Certificate no. (cULus)	E141197
Certificate no. (cULusEX)	E223527

UR20-FBC-EC

Weidmüller Interface GmbH & Co. KG

Klingenbergstraße 26

D-32758 Detmold

Germany

www.weidmueller.com

Technical data

Downloads

Approval/Certificate/Document of Conformity	Declaration of Conformity Compass safe distance certificate Lloyds Register certificate DNV/GL certificate ABS certificate RINA certificate Bureau Veritas - Type Approval Certificate PRS (Polish Register of Shipping) NIPPON KAIJI KYOKAI Certificate DEMKO 15ATEX1525X CCC certificate
Engineering Data	Library and function block – Beckhoff TwinCAT3 - EN - V1.1.0 Compatibility information – Combinability of UR20 CAD data – STEP Quick start guide – Connecting u-remote UR20 via EtherCAT Quick start guide – UR20-FBC-EC / UR20-1COM-SAI-PRO Quick Start Guide for Integration of SAI-Pro in EtherCAT Application notes – UR20-FBC-EC Application Note for Integration of UR20 EtherCAT in CODESYS
Engineering Data	EPLAN, WSCAD, Zuken E3.S
Product Change Notification	Release-Notes - ESI Release-Notes - Firmware and Supported modules list
Software	Firmware – Application Note Firmwareupdate UR20 coupler EN Firmware – Application Note Firmwareupdate UR20 coupler DE Library and function block – Language Pack UR20_FBC Firmware – Archiv Firmware files EtherCAT coupler HW1 Firmware – Current Firmware file EtherCAT coupler HW1 Device description – Archiv ESI files EtherCAT coupler HW1 Device description – Current ESI file EtherCAT coupler HW1 Firmware – Archiv Firmware files EtherCAT coupler HW2 Firmware – Current Firmware file EtherCAT coupler HW2 Device description – Archiv ESI files EtherCAT coupler HW2 Device description – Current ESI file EtherCAT coupler HW2 Driver – USB driver
User Documentation	MAN U-REMOTE_DE MAN U-REMOTE_EN MAN U-REMOTE_FS_DE MAN U-REMOTE_FS_EN MAN UR20_WEBSERVER_DE MAN UR20_WEBSERVER_EN 20211018 Security Advisory – Remote I/O fieldbus couplers (IP20) affected by INFRA:HALT vulnerabilities
Catalogues	Catalogues in PDF-format

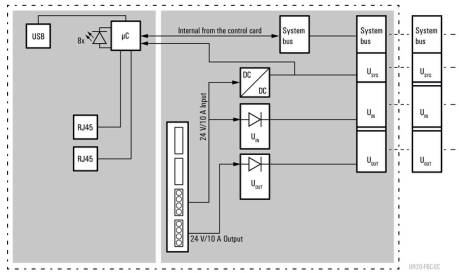
UR20-FBC-EC

Weidmüller Interface GmbH & Co. KG
 Klingenbergstraße 26
 D-32758 Detmold
 Germany

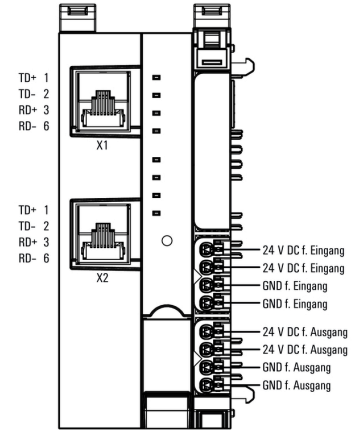
Drawings

www.weidmueller.com

Block diagram



Connection diagram



X-ON Electronics

Largest Supplier of Electrical and Electronic Components

Click to view similar products for [I/O Modules](#) category:

Click to view products by [Weidmuller](#) manufacturer:

Other Similar products are found below :

[70L-OAC-L](#) [G21960000700](#) [G34960002700](#) [G88104401](#) [IDC-5B](#) [OACU](#) [C4SWOUT](#) [FC6A-T32K3](#) [SNAP-OAC5MA](#) [FC6A-N16B3](#)
[FC6A-N32B3](#) [FC6A-T16P3](#) [G3TAOD201SDC24](#) [PB32HQ](#) [PB16T](#) [PB8](#) [PB8H](#) [C200H-OD211](#) [GT1-AD04CST](#) [GT1-DA04](#) [70GRCQ24-](#)
[HS](#) [M-OAC5](#) [G4OAC24AMA](#) [2736505](#) [6202](#) [6402](#) [IL MOD BK DI8 DO4-PAC](#) [FC6A-J2C1](#) [FC6A-KC1C](#) [FC6A-N08A11](#) [FC6A-M24BR1](#)
[FC6A-K4A1](#) [FC6A-T32P3](#) [9-1393028-2](#) [GP32900003700](#) [641-480-5022](#) [PB16H](#) [WISE-4050/LAN-B](#) [WISE-S614T-A](#) [ADAM-4068-C](#)
[56475](#) [ADAM-4017+-F](#) [ADAM-4118-C](#) [AMAX-4856-B](#) [WISE-4050-B](#) [ADAM-4051-C](#) [ADAM-4053-F](#) [GT1-AD08MX](#) [TM5SDO6TBFS](#)
[70Q3446](#)