

RJ45C5 T1D 3.3N4N TY

Weidmüller Interface GmbH & Co. KG

Klingenbergstraße 26

D-32758 Detmold

Germany

www.weidmueller.com



The product range encompasses the following designs:

- 90°, lying (horizontal) and 180°, standing (vertical)
- latch up / latch down
- THT, THR or SMD soldering processes
- Wide range of different design types, also with integrated LEDs and shield contact tabs
- Performance category Cat. 3 to Cat. 6
- Packed either in a tray (TY) or on a roll (tape-on-reel, RL)
- Compatible with modular RJ45 connector according to ANSI / TIA-1096-A and IEC 60603
- Dielectric strength ≥ 1500 V AC RMS (2250 V AC peak value) according to IEEE 802.3
- Dielectric strength ≥ 1500 V AC (peak value) or ≥ 1500 V DC according to IEC 60603

Properties and advantages:

- Extended temperature range of -40°C to $+85^{\circ}\text{C}$ for maximum performance
- Reinforced gold layer ($30\mu\text{m}$) for improved corrosion protection
- At least 0.3mm stand-off ensures a perfect soldering result

General ordering data

Version	PCB plug-in connector, RJ45 jacks, Cat. 5 , THT solder connection, 90°, Latch option: bottom, Shield tabs: none, 30...80 μm Ni / ≥ 30 μm Au , LED: No, Number of poles: 8, Tray
Order No.	1433800000
Type	RJ45C5 T1D 3.3N4N TY
GTIN (EAN)	4050118238556
Qty.	120 pc(s).
Packaging	Tray

RJ45C5 T1D 3.3N4N TY

Weidmüller Interface GmbH & Co. KG

Klingenbergstraße 26

D-32758 Detmold

Germany

www.weidmueller.com

Technical data

Dimensions and weights

Depth	21.3 mm	Depth (inches)	0.839 inch
Height	16.8 mm	Height (inches)	0.661 inch
Height of lowest version	13.6 mm	Width	15.8 mm
Width (inches)	0.622 inch	Net weight	3.233 g

System specifications

Category	Cat. 5	LED	No
Latch option	bottom	Mounting onto the PCB	THT solder connection
Number of poles	8	Number of solder pins per pole	1
Outgoing elbow	90°	Performance-Category	Cat. 5
Pitch in inches (P)	0.05 inch	Pitch in mm (P)	1.27 mm
Plugging cycles	750	Product family	OMNIMATE Data - RJ45 modular jack
Protection degree	IP20	Shield surface	nickel-plated
Shield tabs	none	Shielding	Yes
Shielding material	Copper alloy	Solder eyelet hole diameter (D)	0.9 mm
Solder eyelet hole diameter tolerance (D)± 0.1 mm		Solder pin dimensions	0.40 x 0.30 mm
Solder pin length (l)	3.2 mm	Soldering process	Manual soldering, Wave soldering
Tolerance of solder pin position	± 0.1 mm	Type of connection	Socket connector
Wiring	8-core		

Electrical properties

Dielectric strength, contact / contact	1000 V DC	Dielectric strength, contact / shield	1500 V DC
Insulation strength	≥ 500 MΩ	Rated current	1.5 A
Rated voltage	125 V		

Standards

Connector standard	IEC 60603-7-5 1
--------------------	-----------------

Material data

Insulating material	PA 66	Colour	black
Colour chart (similar)	RAL 9011	Insulating material group	II
Comparative Tracking Index (CTI)	≥ 500	Insulation strength	≥ 500 MΩ
UL 94 flammability rating	V-0	Contact base material	Phosphorus bronze
Contact surface	Gold over nickel	Layer structure of plug contact	30...80 μ" Ni / ≥ 30 μ" Au
Storage temperature, min.	-40 °C	Storage temperature, max.	85 °C
Operating temperature, min.	-40 °C	Operating temperature, max.	85 °C

Packing

Packaging	Tray	VPE length	316 mm
VPE width	191 mm	VPE height	67 mm

Classifications

ETIM 6.0	EC002637	ETIM 7.0	EC002637
ETIM 8.0	EC002637	ECLASS 9.0	27-44-04-02
ECLASS 9.1	27-44-04-02	ECLASS 10.0	27-44-04-02
ECLASS 11.0	27-46-02-01	ECLASS 12.0	27-46-02-01

Creation date September 16, 2022 5:32:13 AM CEST

Catalogue status 09.09.2022 / We reserve the right to make technical changes.

2

Data sheet

RJ45C5 T1D 3.3N4N TY

Weidmüller Interface GmbH & Co. KG
 Klingenbergstraße 26
 D-32758 Detmold
 Germany

www.weidmueller.com

Technical data

Approvals

Approvals



ROHS	Conform
Certificate No. (UL)	E471884
Certificate No. (cURus)	E471884

Downloads

Approval/Certificate/Document of Conformity	Certificate of Compliance
Engineering Data	CAD data – STEP
Product Change Notification	PCN PCN
User Documentation	MAN IE GUIDE DE MAN IE GUIDE EN
Catalogues	Catalogues in PDF-format
Brochures	MB FREECONTACT EN FL FIELDWIRING EN PI PROFINET CABLING EN PI PROFINET CABLING EN

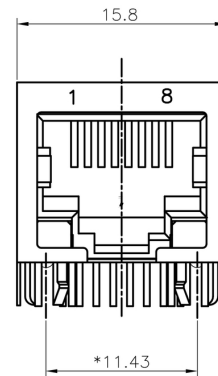
RJ45C5 T1D 3.3N4N TY

Weidmüller Interface GmbH & Co. KG
 Klingenbergstraße 26
 D-32758 Detmold
 Germany

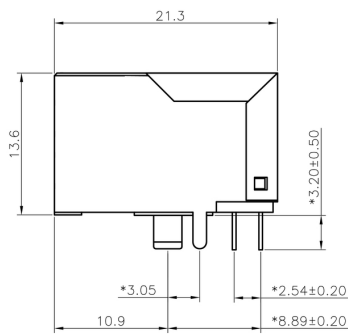
www.weidmueller.com

Drawings

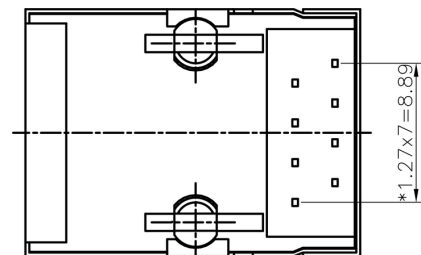
Dimensioned drawing



Dimensioned drawing

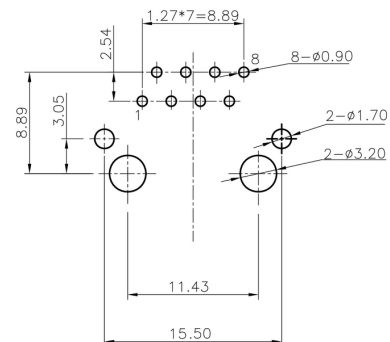


Dimensioned drawing



Dimensioned drawing

PCB design



RJ45C5 T1D 3.3N4N TY

Weidmüller Interface GmbH & Co. KG
 Klingenbergstraße 26
 D-32758 Detmold
 Germany

www.weidmueller.com

Drawings

Code	Value	Description
RJ45	G1	RJ45G1
R	1	R1
U	3.2	U3.2
E	4	E4
GY/GY		GY/GY
TY		TY
RJ45G1 R1U 3.2E4GY/GY TY		
Packaging	TY	Tray in box (manual assembly)
	RL	Tape on Reel (automated assembly)
LED	Y/G	Yellow/Green
	G/Y	Green/Yellow (standard)
	GY/GY	Green-Yellow/Green-Yellow
	O/G	Orange/Green
	R/O	Red/Orange
 (further combinations possible)
	N	without LED
Contact surface thickness	4	1 = 3µ", 2 = 6µ", 3 = 15µ", 4 = 30µ", 5 = 50µ"
EMI tabs (ground fingers)	E	E = with EMI tabs
	N	N = without EMI tabs
Solder Pin length	3.2	3.2 mm
	1.6	1.6 mm
	D	SMD
Direction, latch style	U	Horizontal (90°, side entry), latch up
	D	Horizontal (90°, side entry), latch down
	V	Vertical (180°, top entry)
	Y	Diagonal (45°), latch up
Number of Ports	1	1 Port
	12; 14; ...	multi ports side by side, Multiport
	21; 41; ...	multi ports about each other, Multilevel
Assembly on PCB	R	Through Hole Reflow - THR
	S	Soldering process: Wave or Reflow soldering
	S	Surface Mount Technology - SMT
	T	Soldering process: Reflow soldering
	T	Through Hole Technology - THT
	T	Soldering process: Wave
Performance Category	C5	Category 5
	C6	Category 6
	C6A	Category 6A
	C5e	Category 5e
	M	10/100 Mbit
	G1	10/100/1000 Mbit
	G10	10 Gbit
	U	Unshielded
	MP	10/100 Mbit with POE
	MP+	10/100 Mbit with POE+

Legend

Recommended wave soldering profiles

Weidmüller Interface GmbH & Co. KG
 Klängenbergstraße 16
 D-32758 Detmold
 Germany
 Fon: +49 5231 14-0
 Fax: +49 5231 14-292083
 www.weidmueller.com

Single Wave:



Double Wave:



Wave soldering profiles

Wired connection elements should be processed in accordance with the DIN EN 61760-1 standard. We have included two recommendations for practical wave soldering profiles, with which Weidmüller PCB terminals and connectors are qualified.

When choosing a suitable profile for your application, the following factors also need to be considered:

- PCB thickness
- Proportion of Cu in the layers
- Single/double-sided assembly
- Product range
- Heating and cooling rates

The single and double wave profiles each indicate the recommended operating range, including the maximum soldering temperature of 260°C. In practice, the maximum soldering temperature is quite often well below the above maximum profile.

X-ON Electronics

Largest Supplier of Electrical and Electronic Components

Click to view similar products for [Modular Connectors](#) / [Ethernet Connectors](#) category:

Click to view products by [Weidmuller](#) manufacturer:

Other Similar products are found below :

[8949-H88/06BLKA/SN](#) [74441-0010/BKN](#) [PHP-6P6C-5](#) [GAX-3-66](#) [GAX-8-62](#) [GDCX-PN-66](#) [GLX-A-44](#) [GLX-N-1010M-BLK](#) [GMX-SMT4-N-88](#) [GSGX-N-2-88](#) [GSGX-N-4-88](#) [GSX-NS2-88-3.05](#) [GSX-NS-88-3.68](#) [PT-108A-8C-UL](#) [PTS-J531-8CS-50UL](#) [A-2014-0-4](#) [GWLX-S9-88-YG](#) [DC-1021-8-WH-6](#) [1300530003](#) [1324640-4](#) [RJ11FTVC2G](#) [RJ11FTVC2N](#) [RJFTVX2SA1G](#) [132764-001](#) [1413235](#) [MPS88RX-5000](#) [E5288-S000K3-L](#) [155302-001](#) [AX101050](#) [AX101063](#) [AX101065](#) [AX101072](#) [AX101307](#) [AX101315](#) [AX101318](#) [AX102271](#) [AX102288](#) [AX102651](#) [AX102660](#) [J0012D21NL](#) [J0026D01ENL](#) [PC4D0018P](#) [8949-B88/6](#) [2-6609208-5](#) [937-SP-3088-2PC-A192](#) [303066VFL](#) [303068V](#) [303088LFLSA](#) [303088SBL](#) [30-8603](#)