

# Tools

Let's connect.

Version 2019



## Dear Customers,

The PDF versions of our catalogues offer practical additional functions, helping you to find your way around our product range and simplifying the ordering process.

In addition to the catalogue, the PDF also contains:

- Internal page links
- Links to the online catalogue

Try it out for yourself. Click the order number to obtain more detailed information and close-up images via your web browser. The links in the PDF file also enable you to go directly to the next desired catalogue page.

Further Weidmüller product catalogues can be accessed by clicking the following:



# Tools

## Catalogue 6

### Tools

Certification

---

Cutting

---

Stripping

---

Crimping

---

Pliers

---

Screw drivers

---

Measuring / Testing

---

Tool sets

---

Automatic machines

---

Accessories

---

Cable lugs and insulated connectors

---

### Appendix

Service and support

---

Index

Search according to type or order number,  
worldwide activities

# Tools

**Cutter**  
Page B.4



**Front cable cutter**  
Page B.6



**Cable cutter**  
Page B.7



**Stripping and cutting tools**  
Page C.4



**Sheathing strippers**  
Page C.12



**Stripping tool for coax cable**  
Page C.14



**Crimping and cutting tool**  
Page D.6



**Crimping tools for wire end ferrules**  
Page D.8



**Crimping tools for other contacts**  
Page D.16



**Pressing tools**  
Page D.28



**Crimping tools for connectors**  
Page D.31



**Pliers**  
Page E.3



**Torque screwdrivers**

Page F.6



**DMS manual**

Page F.10



**Cable gland tools**

Page F.16



**Screwdrivers**

Page F.17



**Digital voltage tester**

Page G.6



**2-pole voltage tester**

Page G.7



**Digital multimeter + others**

Page G.11



**Tool chest and cases**

Page H.4



**Crimp Sets**

Page H.24



**Automatic machines and Wire Processing Center**

Page I.7



**Wire-end-ferrules and accessories**

Page J.4



**Cable lugs**

Page K.9



# Professional tools for installation work

## Specialised and practical

Weidmüller has been developing and manufacturing quality tools for the many diverse, extensive and highly demanding uses in industry for over 40 years. Our single goal when developing new solutions is simply to make your work easier, to facilitate efficient work process and to help facilitate increased productivity now and and long-term.

### Stripping tool

You can achieve precise stripping results ranging from 0.08 to 10 mm<sup>2</sup> with the stripax<sup>®</sup> self-adjusting stripping tool. The perfect addition: stripax<sup>®</sup> 16, 6 to 16 mm<sup>2</sup>, with a blade shape developed specifically for the task in hand.



### Sheath stripper

The AM 16 sheathing stripper allows you to remove a section of sheathing in the middle of a cable, in order to generate equipotential bonding for achieving electromagnetic compatibility with a clamping yoke.



**Crimping tool**

The rotating die of the PZ 6 Roto means that wire end ferrules can be inserted from the front or the side. Highest processing quality is guaranteed with a single die of 0.14 to 6 mm<sup>2</sup>.



**Cutting tool**

The specially designed cutters on our KT tools result in smooth and straight cuts every time, without deforming the conductor.



**Torque screwdriver**

With this tool, you will always be within the correct torque range. It guarantees safe and gas-tight connections, prevents the screw clamps from being mechanically damaged, and results in a voltage drop well below the stipulated limits.







# Certification


---

|                      |                                    |     |
|----------------------|------------------------------------|-----|
| <b>Certification</b> | Tool Certification to DIN ISO 9001 | A.2 |
|                      | Manufacturing expertise            | A.5 |

---

## Tool certification – the quality seal for your process

Weidmüller understands its responsibility to provide quality tools to ensure your processes run smoothly. To give our customers peace of mind, Weidmüller has a range of services to check their tools and even check the compatibility of the tools with the customers' wires and connectors. This service is called "Tool Certification" and will be explained in detail over the next few pages.




Weidmüller certification stands for quality and reliability. When successful, a certified tool receives a certificate outlining the test results and confirming the overall result. At the same time, a quality seal is attached to the tool as a symbol that this product fulfils all the necessary requirements, along with information regarding when the next certification is due.

There are three types of certification:

- New tool certification
- Re-certification
- Customer-specific confirmation

We aim to fulfil all of our customers' needs, so if you require a service that is not listed here then please get in touch with your local sales contact.




**New order certification:** Tools that can be certified are available as a "Zert version, whereby these tests are carried out upon completion of the production process.

**Re-certification:** Tools that are already in use can be sent to our certification centre, where they will be tested according to the relevant standards or to standards according to the customer's wishes. This service allows the customers to confirm that older tools are still performing.

**Customer-specific confirmation:** Weidmüller tools are tested to the highest standards and with as many ferrule/wire combinations as possible, however it is not possible to test every combination. Therefore, Weidmüller offers customers an additional service whereby they can crimp their ferrules or contacts to their specific wires and send the samples to our certification centre for testing. We will test according to the relevant standards or the customer's wishes. An additional benefit of this service is that the tool itself stays at the customer, therefore they can continue processing wires.



## It takes a manufacturer who knows his clients' work to develop just the right tools for the job.



Testing the endurance of stripax® in the Weidmüller laboratory

Our professional tools are the result of an intensive development process, in direct response to customer feedback on the demands made of them in practice. Because, as a manufacturer, we believe that the right tools can only be developed for you if we are familiar with your business, understand your work processes and unrelentingly endeavour to help make them as effective as possible. In addition, a long tool lifespan and application-based functionality are just as important to us in our work as creating the perfect working conditions. A good tool has to fit snugly in your hand, which is why we attribute such importance to achieving the best possible ergonomics, optimally distributing a tool's weight and making it easy to use. This protects you and boosts your efficiency.



Ultra modern manufacture of precision parts

### Tested quality in all areas

We make sure that the quality of our tools is consistently maintained by subjecting them to rigorous tests in our own laboratory. This quality control process also incorporates the contacts and conductors that are worked on with our tools, and these undergo thorough testing together with our terminals.

Whether it's a test of insertability into the rated clamping space, a bending test or a test of the pull-out forces, the complex, cross-linked testing procedures give you the peace of mind that both products and tools will work together in harmony.

This means you can benefit from having precision tools that deliver unfailing functionality and excellent manageability. This in turn helps enable you to optimise your work processes and increase your productivity.

Products are invariably only as good as the tools with which they are processed. Which is why everything goes hand in hand at Weidmüller.

We have just the right tools for all your needs, covering everything from terminal mounting to the installation of sensitive electronic components.

We aim to simplify your work and help boost your profitability.



# Cutting

|                |  |      |
|----------------|--|------|
| <b>Cutting</b> | Introduction                                   | B.2  |
|                | Cutting tools                                  | B.4  |
|                | Front cable cutter                             | B.6  |
|                | Cable cutter                                   | B.7  |
|                | Cutting and releasing tools                    | B.9  |
|                | Mounting rail cutter                           | B.11 |
|                | Hydraulic hole puncher                         | B.13 |
|                | Electrician's cutters / Electrician's scissors | B.16 |

## Cutting

A large number of cables and conductors in many different types and designs are used to connect electrical and electronic components. The cables and wires must be accurately prepared for the various types of connection. The quality of the cutting process is therefore of critical importance. Mechanical efficiency together with the special cutting pattern reduces the manual force required to a minimum.

Weidmüller is a specialist in the provision of tools for cutting copper or aluminium cables. Our product ranges include cutting tools for small cross-sections (with direct transmission of force) to cutting tools for large diameters. Indeed, our wide range of cutting tools fulfils all the criteria for cable preparation; easy to use and giving a smooth, straight cut, without deforming the conductor.







At Weidmüller the term “cutting” refers to the severing of cables, wires and conductors of copper or aluminium with an appropriate tool for the application. The requirement for all cutting tools is to perform a smooth, straight cut without deforming the conductor.

According to **DIN 8588**, experts differentiate between shear cutting, wedge-action cutting, tearing and breaking. Shear cutting is employed particularly in the cutting of cables, wires and conductors. Cutting tools with cross blades should perform an oblique cut and operate without play.

The essential quality characteristics for professional cutting tools are a cutting edge shape which is suited to, and optimised for, the corresponding application, so that the manual forces required for cutting remain low. This allows single-handed operation. Tools by Weidmüller comply with all requirements imposed on professional cutting tools.

### Clean cut



Insulation  
Conductor

An “**unclean**” cut may have the following appearance:




Conductor sheared off    Conductor pulled out    Squeezed cable

### Movement of the blades

We differentiate between two basic cutting processes:


- Push cut
- Draw cut



In **push cut**, the cutting movement is perpendicular between tool and workpiece.

In **draw cut**, the cutting movement is oblique to the tool.

### Position of the blades



In **position 1** the blades act directly and over the whole length, i.e. considerable force is required.

In **position 2**, the blades cross as in a pair of scissors, the cut is therefore “offset” and requires less force.

## Cutting tools

### Cutting tools

- The cutting blade design for different cable sizes increases the quality of the cuts for smaller cross-sections
- Not suitable for steel wires, steel-armoured cables, aluminium alloys and hard-drawn copper conductors!
- Cutting without deformation of the conductor
- Do not cut live conductors
- Individually tested protective insulation, 1000V, VDE and GS tested in accordance with EN/IEC 60900
- Optimised handle ergonomics
- Minimal hand force required



### Technical data


| Max. cutting performance, copper cable              |
|---|
| Copper cable - solid, max.                          |
| Copper cable - stranded, max.                       |
| Copper cable - flexible, max.                       |
| Copper cable, max. diameter                         |
| Max. cutting performance, aluminium cable           |
| Stranded aluminium cable, max (mm <sup>2</sup> )    |
| Stranded aluminium cable, max. diameter             |
| Single-core aluminium cable, max.(mm <sup>2</sup> ) |
| Data / telephone / control cable                    |
| Data / telephone / control cable, max. Ø            |
| Tool data   |
| Depth / Width / Height                              |
| Weight  |
| Note  |

### Ordering data

| Version |
|---------|
|         |
| Note    |
|         |

### KT 8



 max. 8 mm

 max. 16 mm<sup>2</sup>

 max. 16 mm<sup>2</sup>

 max. 16 mm<sup>2</sup>



| KT8                        |
|----------------------------|
| 16 mm <sup>2</sup> / 6 AWG |
| 16 mm <sup>2</sup> / 6 AWG |
| 16 mm <sup>2</sup> / 6 AWG |
| 8 mm                       |
|                            |
| 16 mm <sup>2</sup> / 6 AWG |
| 8 mm                       |
| 16 mm <sup>2</sup>         |
|                            |
| 8 mm                       |
|                            |
| 30 / 185 / 65,5 mm         |
| 180 g                      |
| Tool closed                |

| Type | Qty. | Order No.  |
|------|------|------------|
| KT 8 | 1    | 9002650000 |
|      |      |            |
|      |      |            |

### KT 12



 max. 12 mm

 max. 16 mm<sup>2</sup>

 max. 25 mm<sup>2</sup>

 max. 35 mm<sup>2</sup>



| KT12                       |
|----------------------------|
| 16 mm <sup>2</sup> / 6 AWG |
| 25 mm <sup>2</sup> / 3 AWG |
| 35 mm <sup>2</sup> / 2 AWG |
| 12 mm                      |
|                            |
| 25 mm <sup>2</sup> / 6 AWG |
| 8 mm                       |
| 25 mm <sup>2</sup>         |
|                            |
| 12 mm                      |
|                            |
| 30 / 225 / 63,5 mm         |
| 300 g                      |
| Tool closed                |

| Type  | Qty. | Order No.  |
|-------|------|------------|
| KT 12 | 1    | 9002660000 |
|       |      |            |
|       |      |            |

**Cutting tools**

- Not suitable for steel wires, steel-armoured cables, aluminium alloys and hard-drawn copper conductors!
- Cutting without deformation of the conductor
- Do not cut live conductors
- Individually tested protective insulation, 1000V, VDE and GS tested in accordance with EN/IEC 60900
- Optimised handle ergonomics
- Minimal hand force required

**KT 14**



-  max. 14 mm
-  max. 16 mm<sup>2</sup>
-  max. 35 mm<sup>2</sup>
-  max. 70 mm<sup>2</sup>



**KT 22**



-  max. 22 mm
-  max. 25 mm<sup>2</sup>
-  max. 50 mm<sup>2</sup>
-  max. 95 mm<sup>2</sup>



**Technical data**

|   |
|---|
| <b>Max. cutting performance, copper cable</b>       |
| Copper cable - solid, max.                          |
| Copper cable - stranded, max.                       |
| Copper cable - flexible, max.                       |
| Copper cable, max. diameter                         |
| <b>Max. cutting performance, aluminium cable</b>    |
| Stranded aluminium cable, max (mm <sup>2</sup> )    |
| Stranded aluminium cable, max. diameter             |
| Single-core aluminium cable, max.(mm <sup>2</sup> ) |
| <b>Data / telephone / control cable</b>             |
| Data / telephone / control cable, max. Ø            |
| <b>Tool data</b>                                    |
| Depth / Width / Height                              |
| Weight  |
| <b>Note</b>   |

|                              |
|------------------------------|
| 16 mm <sup>2</sup> / 6 AWG   |
| 35 mm <sup>2</sup> / 2 AWG   |
| 70 mm <sup>2</sup> / 2/0 AWG |
| 14 mm                        |
| 70 mm <sup>2</sup> / 2/0 AWG |
| 14 mm                        |
| 35 mm <sup>2</sup>           |
| 14 mm                        |
| 30 / 225 / 63.5 mm           |
| 320 g                        |
| Tool closed                  |

|                              |
|------------------------------|
| 25 mm <sup>2</sup> / 3 AWG   |
| 50 mm <sup>2</sup> / 1 AWG   |
| 95 mm <sup>2</sup> / 3/0 AWG |
| 22 mm                        |
| 70 mm <sup>2</sup> / 2/0 AWG |
| 22 mm                        |
| 50 mm <sup>2</sup>           |
| 22 mm                        |
| 31 / 245 / 71.5 mm           |
| 460 g                        |
| Tool closed                  |

**Ordering data**

|                |
|----------------|
| <b>Version</b> |
| <b>Note</b>    |

| Type  | Qty. | Order No.  |
|---|------|------------|
| KT 14   | 1    | 1157820000 |
| Single-core aluminium cable corresponds to single-wire sector cable |      |            |

| Type  | Qty. | Order No.  |
|-------|------|------------|
| KT 22 | 1    | 1157830000 |




## Front cable cutter

### Front cable cutter

- Suitable in situations where cables have to be cut in confined spaces
- Easy handling
- Minimal hand force required
- Release option in every cutting position
- Not suitable for steel wires, steel-armoured cables, aluminium alloys and hard-drawn copper conductors!
- Do not cut at live conductors

### KT-F 36



-  Cu + Al: max. 35 mm
-  Cu: max. 300 mm<sup>2</sup>  
Al: max. 300 mm<sup>2</sup>
-  Cu: max. 300 mm<sup>2</sup>

### Technical data

#### Max. cutting performance, copper cable

Copper cable - stranded, max.  
Copper cable - flexible, max.  
Copper cable, max. diameter  
Copper sector cable

#### Max. cutting performance, aluminium cable

Stranded aluminium cable, max (mm<sup>2</sup>)  
Stranded aluminium cable, max. diameter  
Aluminium sector cable  
Cable type

#### Tool data

Depth / Width / Height  
Weight

#### Note

### Ordering data

#### Version

#### Note

#### KT-F 36

300 mm<sup>2</sup> / 600 kcmil  
300 mm<sup>2</sup> / 600 kcmil  
35 mm

300 mm<sup>2</sup> / 600 kcmil  
35 mm

Copper and aluminium cables

50 / 360 / 150 mm  
1918 g

Tool closed

| Type    | Qty. | Order No.  |
|---------|------|------------|
| KT-F 36 | 1    | 9002190000 |

**Cable cutter**




- One-hand operation
- Easy handling
- Minimal hand force required
- Release option in every cutting position
- Not suitable for steel wires, steel-armoured cables, aluminium alloys and hard-drawn copper conductors!
- Do not cut live conductors

**KT 45**






**KT 55**



-  Cu + Al: max. 45 mm
-  Cu: max. 300 mm<sup>2</sup>  
Al: max. 400 mm<sup>2</sup>
-  Cu: max. 400 mm<sup>2</sup>



-  Cu + Al: max. 55 mm
-  Cu: max. 500 mm<sup>2</sup>  
Al: max. 500 mm<sup>2</sup>
-  Cu: max. 500 mm<sup>2</sup>



**Technical data**

|  |
|--|
| <b>Max. cutting performance, copper cable</b>    |
| Copper cable - stranded, max.                    |
| Copper cable - flexible, max.                    |
| Copper cable, max. diameter                      |
| Copper sector cable                              |
| <b>Max. cutting performance, aluminium cable</b> |
| Stranded aluminium cable, max (mm <sup>2</sup> ) |
| Stranded aluminium cable, max. diameter          |
| Aluminium sector cable                           |
| <b>Data / telephone / control cable</b>          |
| Data / telephone / control cable, max. Ø         |
| <b>Tool data</b>                                 |
| Depth / Width / Height                           |
| Weight   |
| <b>Note</b>                                      |

|                                 |
|---------------------------------|
| <b>KT 45 R</b>                  |
| 300 mm <sup>2</sup>             |
| 400 mm <sup>2</sup> / 800 kcmil |
| 45 mm                           |
| 3 x 70 SM                       |
| 400 mm <sup>2</sup> / 800 kcmil |
| 45 mm                           |
| 4 x 70 SE                       |
| 45 mm                           |
| 40 / 290 / 85 mm                |
| 740 g                           |

|                                  |
|----------------------------------|
| <b>KT 55</b>                     |
| 500 mm <sup>2</sup>              |
| 500 mm <sup>2</sup> / 1000 kcmil |
| 55 mm                            |
| 3 x 150 SM                       |
| 500 mm <sup>2</sup> / 1000 kcmil |
| 55 mm                            |
| 4 x 150 SE                       |
| 55 mm                            |
| 45 / 365 / 115 mm                |
| 1450 g                           |

**Ordering data**

|                |
|----------------|
| <b>Version</b> |
| <b>Note</b>    |

| Type  | Qty. | Order No.  |
|---|------|------------|
| KT 45 R   | 1    | 9202040000 |
| The dimensions of the cable cutter refer to the delivery condition, i.e. the point of the hinged blade parallel to the fixed blade. |      |            |

| Type  | Qty. | Order No.  |
|---|------|------------|
| KT 55   | 1    | 9202060000 |
| The dimensions of the cable cutter refer to the delivery condition, i.e. the point of the hinged blade parallel to the fixed blade. |      |            |

**Accessories**

|             |
|-------------|
| <b>Note</b> |
|-------------|

| Type                  | Qty. | Order No.  |
|-----------------------|------|------------|
| ERME KT 45 R          | 1    | 9204270000 |
| Spare pivoting cutter |      |            |

| Type                  | Qty. | Order No.  |
|-----------------------|------|------------|
| ERME KT 55            | 1    | 9204280000 |
| Spare pivoting cutter |      |            |

## Cable cutter




### Cable cutter

- Easy handling
- Minimal hand force required
- Release option in every cutting position
- Not suitable for steel wires, steel-armoured cables, aluminium alloys and hard-drawn copper conductors!
- Do not cut at live conductors



### KT 80



-  Cu + Al: max. 80 mm
-  Cu: max. 630 mm<sup>2</sup>  
Al: max. 1.000 mm<sup>2</sup>
-  Cu: max. 630 mm<sup>2</sup>



### Technical data

#### Max. cutting performance, copper cable

Copper cable - stranded, max.  
Copper cable - flexible, max.  
Copper cable, max. diameter  
Copper sector cable

#### Max. cutting performance, aluminium cable

Stranded aluminium cable, max (mm<sup>2</sup>)  
Stranded aluminium cable, max. diameter  
Aluminium sector cable

#### Data / telephone / control cable

Data / telephone / control cable, max. Ø

#### Tool data

Depth / Width / Height  
Weight

#### Note

#### KT 80

630 mm<sup>2</sup>  
630 mm<sup>2</sup> / 1260 kcmil  
80 mm  
3 x 240 SM  
1000 mm<sup>2</sup> / 2000 kcmil  
4 x 240 SE  
80 mm  
55 / 675 / 175 mm  
3240 g

### Ordering data

#### Version

#### Note

### Accessories

#### Note

| Type  | Qty. | Order No.  |
|-------|------|------------|
| KT 80 | 1    | 9202080000 |

The dimensions of the cable cutter refer to the delivery condition, i.e. the point of the hinged blade parallel to the fixed blade.

| Type       | Qty. | Order No.  |
|------------|------|------------|
| ERME KT 80 | 1    | 9204290000 |

Spare pivoting cutter

**Cutting and releasing tools**

Special release tool for the Weidmüller W-Series terminal connectors.

**WAW 1**

Notching tool




Tool for releasing poles from WQV 2.5 to WQV 35 cross connections used in Weidmüller W-Series terminal connectors.

**WAW 2**

Notching tool



Tool for punching out the cross-connection windows of the Weidmüller W-Series terminal connectors WSI 6 fuse terminal



**Technical data**

|        |
|--------|
| Length |
| Depth  |
| Width  |
| Weight |
| Note   |

|              |
|--------------|
| <b>WAW 1</b> |
| 167 mm       |
| 227 g        |
|              |

|              |
|--------------|
| <b>WAW 2</b> |
| 205 mm       |
| 338 g        |
|              |

**Ordering data**

|                |
|----------------|
| <b>Version</b> |
|                |
| Note           |

| Type          | Qty. | Order No.  |
|---------------|------|------------|
| WAW 1 NEUTRAL | 1    | 9004500000 |
|               |      |            |

| Type  | Qty. | Order No.  |
|-------|------|------------|
| WAW 2 | 1    | 9004510000 |
|       |      |            |

**Cutting and releasing tools**


Special cutting tool for clean pinch-free cutting of Weidmüller Z-Series cross-connections

**KT ZQV**

Cutting tool



Cutting tool for clean cutting of Weidmüller Z-Series cross-connections



**VKSW**

Wire channel cutter



Wire channel cutter for manual operation in cutting wiring channels and covers up to 125 mm wide and a wall thickness of 2.5 mm. Not suitable for plastics reinforced by fillers or halogen-free plastics.

- Cutting with no burrs or waste
- Longitudinal stop (1000 mm) with guide for precision angle cutting
- Table-top unit for mounting on workbench or similar workplaces
- Hardened cutting edges made from special steel

**Technical data**

|             |
|-------------|
| Length      |
| Depth       |
| Width       |
| Weight      |
| <b>Note</b> |

|               |
|---------------|
| <b>KT ZQV</b> |
| 180 mm        |
| 30 mm         |
| 300 g         |
|               |

|             |
|-------------|
| <b>VKSW</b> |
| 290 mm      |
| 280 mm      |
| 15000 g     |
|             |

**Ordering data**

|                |
|----------------|
| <b>Version</b> |
|                |
| <b>Note</b>    |

| Type   | Qty. | Order No.  |
|--|------|------------|
| KT ZQV   | 1    | 9002170000 |
| A large selection of cross-connectors can be found in our current Modular Terminals Catalogue. |      |            |

| Type      | Qty. | Order No.  |
|-----------|------|------------|
| VKSW      | 1    | 1137530000 |
| ERME VKSW | 1    | 1251270000 |



TSLD

TSLD

Terminal rail cutting and punching tool



Hand-operated mounting rails cutter for cutting and perforating DIN mounting rails made of steel or copper.

- Cutting with no burrs or waste
- Length stop (1000 mm) is included in delivery
- Table-top unit for mounting on workbench or similar workplaces

Note on TSLD C:

G profile is replaced by customer-specific profile

- Profile is individually adapted according to pattern
- 2-metre sample rail or Weidmüller article number necessary
- Production to order



Copper earthing bar



TS 32 mm according to EN 50035 (s = 1.5 mm)



TS 15/5.5 mm according to EN 50045 (s = 1.0 mm)



TS 35/7.5 mm according to EN 50022 (s = 1.0 mm)



TS 35/15 mm according to EN 50022 (s = 1.5 mm)

Technical data

|             |  |
|-------------|--|
| Width       | 270 mm   |
| Depth       | 200 mm   |
| Height      | 205 mm   |
| Weight      | 19000 g  |
| <b>Note</b> | Technical data without lever and length end stop |

|               |  |  |
|---------------|--|--|
| <b>TSLD 5</b> |  |  |
| Width         | 270 mm   |  |
| Depth         | 200 mm   |  |
| Height        | 205 mm   |  |
| Weight        | 19000 g  |  |
| <b>Note</b>   | Technical data without lever and length end stop |  |

Ordering data

|                |  |
|----------------|--|
| <b>Version</b> |  |
| <b>Note</b>    |  |

| Type   | Qty. | Order No.  |
|--------|------|------------|
| TSLD 5 | 1    | 9918700000 |
| TSLD C | 1    | 1270310000 |


A large selection of mounting rails can be found in our current Terminal Connectors Catalogue.

## Mounting rail cutter

## TSD 35

## TSD 35

## Mounting rail cutter



TS 35/7.5 mm according to EN 50022 (s = 1.0 mm)



TS 35/15 mm according to EN 50022 (s = 1.5 mm)

Hand-operated mounting rail cutter for cutting DIN mounting rails made of steel or copper.

- cutting with no burrs or waste
- Length stop is included in delivery
- Table-top unit for mounting on workbench or similar workplaces

## Technical data

|             |  |
|-------------|--|
| Width       | 142 mm   |
| Depth       | 200 mm   |
| Height      | 110 mm   |
| Weight      | 16000 g  |
| <b>Note</b> | Technical data without lever and length end stop |

## Ordering data

| Version     | Type   | Qty. | Order No.  |
|-------------|--|------|------------|
|             | TSD 35   | 1    | 1318510000 |
| <b>Note</b> | A large selection of mounting rails can be found in our current Terminal Connectors Catalogue. |      |            |

## Hydraulic hole puncher

The IP protection classes for housings, cable glands, heavy-duty connectors and Industrial Ethernet connectors can only be maintained under two conditions: the sheet metal must not be bent during the punching process and the size of the punched-out holes must correspond precisely with the specifications. The IE-KO-HAT hydraulic sheet metal hole puncher, together with its accessories, guarantees you the highest quality workmanship available. It ensures that the connector fits precisely with the punched-out holes so that you can fulfill the proper IP protection class requirements.



The hydraulic hole puncher punches out precise holes for accommodating metric and PG cable glands.



Automatic centre punching at the drill points when punching out holes for heavy-duty connectors.



Punching out holes for a variety of industrial Ethernet connectors.

The table below lists the round splitting stamps and their corresponding tension screws – for manual use and for use with the hydraulic screws

| Type      | Descriptions                                | Dimension | Order No.  | Tension screw<br>Ø x l in mm | Order No.  | Hydraulic screw<br>(tension bolt) Ø in mm | Order No.  |
|-----------|---|-----------|------------|------------------------------|------------|---|------------|
| KOS M 16  | Round splitting stamp for M16 cable glands  | Ø 16,2 mm | 9204880000 | 9,5 x 50                     | 9205030000 | 19 x 9,5                                  | 9205000000 |
| KOS M 20  | Round splitting stamp for M20 cable glands  | Ø 20,4 mm | 9204950000 | 9,5 x 50                     | 9205030000 | 19 x 9,5                                  | 9205000000 |
| KOS M 25  | Round splitting stamp for M25 cable glands  | Ø 25,4 mm | 9204900000 | 9,5 x 50                     | 9205030000 | 19 x 9,5                                  | 9205000000 |
| KOS M 32  | Round splitting stamp for M32 cable glands  | Ø 32,5 mm | 9204910000 | 19,0 x 55                    | 9205040000 | 19  | 9205010000 |
| KOS M 40  | Round splitting stamp for M40 cable glands  | Ø 40,5 mm | 9204920000 | 19,0 x 75                    | 9204780000 | 19  | 9205010000 |
| KOS PG 9  | Round splitting stamp for PG9 cable glands  | Ø 15,2 mm | 9204930000 | 9,5 x 50                     | 9205030000 | 19 x 9,5                                  | 9205000000 |
| KOS PG 11 | Round splitting stamp for PG11 cable glands | Ø 18,6 mm | 9204940000 | 9,5 x 50                     | 9205030000 | 19 x 9,5                                  | 9205000000 |
| KOS PG 13 | Round splitting stamp for PG13 cable glands | Ø 20,4 mm | 9204950000 | 9,5 x 50                     | 9205030000 | 19 x 9,5                                  | 9205000000 |
| KOS PG 16 | Round splitting stamp for PG16 cable glands | Ø 22,5 mm | 9204960000 | 9,5 x 50                     | 9205030000 | 19 x 9,5                                  | 9205000000 |
| KOS PG 21 | Round splitting stamp for PG21 cable glands | Ø 28,3 mm | 9204970000 | 9,5 x 50                     | 9205030000 | 19 x 9,5                                  | 9205000000 |
| KOS PG 29 | Round splitting stamp for PG29 cable glands | Ø 37,0 mm | 9204980000 | 19,0 x 55                    | 9205040000 | 19  | 9205010000 |
| KOS PG 36 | Round splitting stamp for PG36 cable glands | Ø 47,0 mm | 9204990000 | 19,0 x 75                    | 9204780000 | 19  | 9205010000 |

**Information:** Hydraulic screw included in the IE-KO-HAT set.  
Tension screws only used for manual operation.

## Hydraulic hole puncher

### Hydraulic sheet holes

Incl. accessories:

- 1 hydraulic screw  $\varnothing$  19 mm
- 1 hydraulic screw  $\varnothing$  19 x 9.5 mm
- 1 HSS pre-drill  $\varnothing$  10 mm
- 1 spacer nut set (3-part)
- 1 bridge

### IE-KO-HAT



- Pressure relief valve protects against overloading
- Cylinder head angled at 90°
- Angled head can be rotated through 360°
- Ergonomic handle springs back automatically
- The waste piece no longer becomes jammed thanks to 3-fold splitter
- Hydraulic punch made of high-strength aluminium (approx. 40% weight saving)
- Service life greatly reduced when stainless steel sheets are used

### Technical data

|   |
|---|
| <b>Maximum steel-sheet punching performance</b>           |
| Round holes from 1 to $\varnothing$ 85 mm                 |
| Round holes from 2 to $\varnothing$ 64 mm                 |
| Square holes up to  |
| Rectangular holes up to                                   |
| <b>Maximum stainless steel sheet punching performance</b> |
| Round holes from 3 to $\varnothing$ 64 mm                 |
| <b>Tool data</b>  |
| Depth / Width / Height                                    |
| Weight  |
| Punching force  |
| Max. operating pressure                                   |
| <b>Note</b>   |

### Ordering data

|                |
|----------------|
| <b>Version</b> |
| <b>Note</b>    |

### Accessories

|             |               |
|-------------|---------------|
|             | Tension bolt  |
|             | Tension bolts |
|             | Pre-drill     |
| <b>Note</b> |               |

|   |
|---|
| <b>IE-KO-HAT</b>                              |
| 2,0 mm F = 370 N/mm <sup>2</sup>              |
| 3,0 mm F = 370 N/mm <sup>2</sup>              |
| 68 x 68 mm; 2,0 mm F = 370 N/mm <sup>2</sup>  |
| 36 x 112 mm; 2,0 mm F = 370 N/mm <sup>2</sup> |
| 2,5 mm F = 600 N/mm <sup>2</sup>              |
| 70 / 290 / 120 mm                             |
| 1,9 kg  |
| 75 kN   |
| 650 bar                                       |

| Type      | Qty. | Order No.  |
|-----------|------|------------|
| IE-KO-HAT | 1    | 1966810000 |

| Type        | Qty. | Order No.  |
|-------------|------|------------|
| KOHS 19     | 1    | 9205010000 |
| KOHS 9.5+19 | 1    | 9205000000 |
| KOPD 10.0   | 1    | 9205020000 |

Splitting stamp on the next page



Tension bolt KOHS 19



Tension bolts KOHS 9.5+19



Pre-drill KOPD 10.0

Custom stamp for Industrial Ethernet connections



| Type      | Description                            | Dimensions                   | Qty. | Order No.  |
|-----------|--|------------------------------|------|------------|
| IE-KOK-V1 | Custom shape for Bajonet 01 metal      | Ø 27 mm x 1-seitig 25,9 mm   | 1    | 1966780000 |
| IE-KOK-V4 | Custom shape for Push Pull V04 plastic | Ø 23,2 mm x 2-seitig 20,2 mm | 1    | 1966790000 |
| IE-KOK-V5 | Custom shape for RockStar® V05 metal   | 22,0 x 22,0 mm               | 1    | 9204790000 |

Rectangular splitting stamp for heavy-duty connectors



| Type         | Description                                       | Dimensions    | Size | Qty. | Order No.  |
|--------------|---|---------------|------|------|------------|
| KOK 52 x 36  | Splitting stamp for 6-pole heavy-duty connectors  | 52,0 x 36 mm  | 3    | 1    | 9204820000 |
| KOK 65 x 36  | Splitting stamp for 10-pole heavy-duty connectors | 65,0 x 36 mm  | 4    | 1    | 9204830000 |
| KOK 86 x 36  | Splitting stamp for 16-pole heavy-duty connectors | 86,0 x 36 mm  | 6    | 1    | 9204850000 |
| KOK 91 x 36  | Splitting stamp for 16-pole heavy-duty connectors | 91,0 x 36 mm  | 1    | 1    | 9204860000 |
| KOK 112 x 36 | Splitting stamp for 24-pole heavy-duty connectors | 112,0 x 36 mm | 8    | 1    | 9204870000 |
| KOK 52 x 91  | Splitting stamp forFrontCom Vario                 | 52,0 x 91 mm  |      | 1    | 2008410000 |

Rectangular splitting stamp for switches



| Type        | Description                              | Dimensions     | Qty. | Order No.  |
|-------------|--|----------------|------|------------|
| KOK 46 x 46 | Rectangular splitting stamp for switches | 46,0 x 46,0 mm | 1    | 9204810000 |
| KOK 68 x 68 | Rectangular splitting stamp for switches | 68,0 x 68,0 mm | 1    | 9204840000 |
| KOK 92 x 92 | Rectangular splitting stamp for switches | 92,0 x 92,0 mm | 1    | 2008420000 |

Round splitting stamp for metric cable glands



| Type     | Description                                | Dimensions | Qty. | Order No.  |
|----------|--|------------|------|------------|
| KOS M 16 | Round splitting stamp for M16 cable glands | Ø 16,2 mm  | 1    | 9204880000 |
| KOS M 20 | Round splitting stamp for M20 cable glands | Ø 20,4 mm  | 1    | 9204950000 |
| KOS M 25 | Round splitting stamp for M25 cable glands | Ø 25,4 mm  | 1    | 9204900000 |
| KOS M 50 | Round splitting stamp for M32 cable glands | Ø 32,5 mm  | 1    | 1548410000 |
| KOS M 63 | Round splitting stamp for M40 cable glands | Ø 40,5 mm  | 1    | 1548400000 |

Round splitting stamp for high-strength cable glands



| Type      | Description                                 | Dimensions | Qty. | Order No.  |
|-----------|---|------------|------|------------|
| KOS PG 9  | Round splitting stamp for PG9 Cable glands  | Ø 15,2 mm  | 1    | 9204930000 |
| KOS PG 11 | Round splitting stamp for PG11 Cable glands | Ø 18,6 mm  | 1    | 9204940000 |
| KOS PG 13 | Round splitting stamp for PG13 Cable glands | Ø 20,4 mm  | 1    | 9204950000 |
| KOS PG 16 | Round splitting stamp for PG16 Cable glands | Ø 22,5 mm  | 1    | 9204960000 |
| KOS PG 21 | Round splitting stamp for PG21 Cable glands | Ø 28,3 mm  | 1    | 9204970000 |
| KOS PG 42 | Round splitting stamp for PG29 Cable glands | Ø 37,0 mm  | 1    | 1548380000 |
| KOS PG 48 | Round splitting stamp for PG36 Cable glands | Ø 47,0 mm  | 1    | 1548390000 |

Tension screw



| Type  | Description   | Dimensions  | Qty. | Order No.  |
|-------|---------------|-------------|------|------------|
| KOBBS | Tension screw | 9,5 x 50 mm | 1    | 9205030000 |
| KOBBS | Tension screw | 19 x 55 mm  | 1    | 9205040000 |
| KOBBS | Tension screw | 19 x 75 mm  | 1    | 9204780000 |

Note:

Overview of the allocation of hydraulic screws on page B.13

**SLICER 1K**

Electrician's knife



- Lock-blade knife with plastic handle
- Rust-proof
- With round and triangular notch

**SLICER 2K**

Electrician's knife



- Lock-blade knife with plastic handle
- Electrician blade with 2 notches and lock
- Curved blade, part of which is finely serrated
- Rust-proof

**SCISSOR 1K**

Electrician's scissors



- With wire cutter
- Handles made from shockproof polyamide
- Cutting edges with high-gloss chromate finish

**Ordering data**

| Type      | Qty. | Order No.  |
|-----------|------|------------|
| SLICER 1K | 1    | 9918160000 |

**Ordering data**

| Type      | Qty. | Order No.  |
|-----------|------|------------|
| SLICER 2K | 1    | 9041600000 |

**Ordering data**

| Type        | Qty. | Order No.  |
|-------------|------|------------|
| SCISSOR 1 K | 1    | 9918690000 |

**SCISSOR 2K**

Electrician's scissors



- With wire cutter
- Serrated cutting edge
- Rust-proof
- Soft-touch handle for firm grip

**Ordering data**

| Type        | Qty. | Order No.  |
|-------------|------|------------|
| SCISSOR 2 K | 1    | 9918230000 |

**SCISSOR KEVLAR**



- Cable shears specially designed for aramid fibres
- Only for cutting aramid fibres (strain relief in fibre-optic cables)
- Do not use for other materials
- Special blade geometry
- Blades ground
- With teeth on the cutting edge
- Riveted joint
- Hand-friendly, impact-resistant plastic handles

**Ordering data**

| Type            | Qty. | Order No.  |
|-----------------|------|------------|
| SCISSORS KEVLAR | 1    | 1208910000 |







# Stripping

|                  |                             |      |
|------------------|-----------------------------|------|
| <b>Stripping</b> | Introduction                | C.2  |
|                  | Stripping and cutting tools | C.4  |
|                  | Sheathing strippers         | C.12 |

## Stripping

After a conductor has been cut it is then prepared for the next step or for crimping. For this purpose, a specific length of the conductor insulation has to be removed, while preventing damage to the conductor. The length of the conductor insulation to be removed depends on the terminal clamping point or the crimp to be processed.

Professional stripping tools guarantee perfect results due to precise adjustment of the tool to the corresponding insulation and the conductor cross-section.

Precision tools by Weidmüller guarantee that the user will always obtain consistent, reliable stripping results.

“Stripping” means the cutting and removal of the insulation. The following must be ensured in performing this task.

The stripping dimension must be observed and neither the conductor nor the remaining insulation must be damaged.


To avoid mistakes, use a stripping tool matched to the insulation and cross-section of the conductor.

Do not use work knives or penknives because the stripping quality when using such tools depends entirely on the manual dexterity of the user. The quality is not consistent, even when the user is highly skilled.

Preference should be given to hand-operated tools that adjust automatically to the corresponding cross-section of the conductor. They do not damage to the conductor during stripping and avoid faults.

stripax® stripping tools guarantee a consistent stripping result which complies with DIN regulations. The tools are rated for standard dimension PVC insulation. Any PVC insulation thicknesses deviating from normal can be set manually. The conductor stopper and integrated wire cutter allow highly versatile use of the tools.

Special insulation types such as Teflon, Silicone and Kapton require special stripping tools. These tools strip the conductor with punch blades.





**DIN IEC 60352 part 2 contains references to stripping faults which must be avoided:**



**Correctly** stripped conductor

**Possible faults during stripping:**



Insulation has not been cut properly

Remains of the conductor insulation are still to be found on the stripped conductor



The conductor insulation has been damaged by the stripping tool

Single conductors have been damaged or cut off by the stripping tool

Single conductors have been twisted too tightly afterwards

Single conductors are no longer twisted.

Stripping and cutting tools

Stripping and cutting tools

- For flexible and solid conductors
- Double-insulated cables in two process steps without special adjustment
- Automatic opening of clamping jaws after stripping
- No play in self-adjusting cutting unit
- Long service life
- No splaying of individual conductors
- Optimised ergonomic design
- Stripping length adjustable via end stop
- Adjustable to diverse insulation thicknesses
- Removable handle shells
- Fold-out cutting protection
- Personalised marking with ESG device marker
- Selectable two-stage partial stripping



stripax®

0.08...10 mm<sup>2</sup>



- Stripping: PVC-insulated flexible and solid conductors from 0.08...10 mm<sup>2</sup> (~AWG 28...7)
- Cutting: PVC-insulated flexible conductors, ranging from 0.08...6 mm<sup>2</sup> (~AWG 28...7)
- Processing of multi-conductors. Several thin flat ribbon cables can even be processed in one operation
- No damage to the conductors thanks to special, self-adjusting stripping blades



stripax® 16

6...16 mm<sup>2</sup>



- Stripping: PVC-insulated flexible and solid conductors from 6...16 mm<sup>2</sup> (~AWG 10... 6)
- Cutting: PVC insulated flexible and solid conductors up to 6 mm<sup>2</sup> (AWG 10)
- No damage to the conductor thanks to specially shaped blade



Technical data

|  |
|--|
| <b>Max. stripping performance</b>          |
| Cable type                                 |
| Wire cross-section, min. / max.            |
| Stripping length, max.                     |
| <b>Cutting performance</b>                 |
| Conductor cross-section (cutting capacity) |
| <b>Tool data</b>                           |
| Width                                      |
| Height                                     |
| Weight                                     |
| <b>Note</b>                                |

|   |
|---|
| <b>STRIPAX</b>                                    |
| Flexible and solid conductors with PVC insulation |
| 0.08...10 mm <sup>2</sup>                         |
| 25 mm   |
| 6 mm <sup>2</sup>                                 |
| 190 mm  |
| 99 mm   |
| 225 g   |

|   |
|---|
| <b>STRIPAX 16</b>                                 |
| Flexible and solid conductors with PVC insulation |
| 6...16 mm <sup>2</sup>                            |
| 25 mm   |
| 6 mm <sup>2</sup>                                 |
| 190 mm  |
| 99 mm   |
| 175 g   |

Ordering data

|                |
|----------------|
| <b>Version</b> |
| <b>Note</b>    |

| Type         | Qty. | Order No.  |
|--------------|------|------------|
| STRIPAX      | 1    | 9005000000 |
| STRIPAX ZERT | 1    | 9017330000 |

| Type       | Qty. | Order No.  |
|------------|------|------------|
| STRIPAX 16 | 1    | 9005610000 |

Accessories

|                       |
|-----------------------|
| Spare stripping blade |
| Spare clamping jaw    |
| <b>Note</b>           |

| Type                       | Qty. | Order No.  |
|----------------------------|------|------------|
| ERME 10 <sup>2</sup> SPX 4 | 1    | 1119030000 |
| ERTE KLBC SPX 10           | 1    | 2571480000 |

| Type                       | Qty. | Order No.  |
|----------------------------|------|------------|
| ERME 16 <sup>2</sup> SPX 4 | 1    | 1119040000 |
| ERTE KLBC SPX 16           | 1    | 2571490000 |

**Stripping tools with automatic self-adjustment**

- For flexible and solid conductors
- Ideally suitable for mechanical and plant engineering, railway and rail traffic, wind energy, robot technology, explosion protection as well as marine, offshore and ship building sectors
- Stripping length adjustable via end stop
- Automatic opening of clamping jaws after stripping
- No fanning-out of individual conductors
- Adjustable to diverse insulation thicknesses
- Double-insulated cables in two process steps without special adjustment
- No play in self-adjusting cutting unit
- Long service life
- Optimised ergonomic design
- Selectable two-stage partial stripping
- Removable handle shells
- Fold-out cutting protection
- Personalised marking with ESG device marker



**Technical data**

|  |
|--|
| <b>Max. stripping performance</b>          |
| Cable type                                 |
| Wire cross-section, min. / max.            |
| Stripping length, max.                     |
| <b>Cutting performance</b>                 |
| Conductor cross-section (cutting capacity) |
| <b>Tool data</b>                           |
| Width                                      |
| Height                                     |
| Weight                                     |
| <b>Note</b>                                |

**Ordering data**

|                |
|----------------|
| <b>Version</b> |
| <b>Note</b>    |

**Accessories**

|             |                       |
|-------------|-----------------------|
|             | Spare stripping blade |
|             | Spare clamping jaw    |
| <b>Note</b> |                       |

**stripax® Ultimate**

0.25...6 mm<sup>2</sup>



- Stripping and cutting of flexible and rigid cables from 0.25 - 6 mm<sup>2</sup> (~AWG 24 - 10)
- Especially suitable for UL-specified conductors and halogen-free insulation materials



**STRIPAX ULTIMATE**

|  |                          |  |
|--|--------------------------|--|
| Flexible and solid conductors with halogen-free insulation |                          |  |
| Wire cross-section, min. / max.                            | 0.25...6 mm <sup>2</sup> |  |
| Stripping length, max.                                     | 25 mm                    |  |
| Conductor cross-section (cutting capacity)                 | 6 mm <sup>2</sup>        |  |
| Width  | 190 mm                   |  |
| Height   | 99 mm                    |  |
| Weight   | 222 g                    |  |
| <b>Note</b>  |                          |  |

| Type             | Qty. | Order No.  |
|------------------|------|------------|
| STRIPAX ULTIMATE | 1    | 1468880000 |

| Type             | Qty. | Order No.  |
|------------------|------|------------|
| ERME SPX UL      | 1    | 1471390000 |
| ERTE KLBC SPX UL | 1    | 2571500000 |

**stripax® Ultimate XL**

2.5 - 10 mm<sup>2</sup>



- Stripping and cutting of flexible and solid conductors from 2.5 to 10 mm<sup>2</sup> (~AWG 14 - 8)
- Especially suitable for UL-specified conductors and halogen-free insulation materials



**STRIPAX ULTIMATE XL**

|  |                          |  |
|--|--------------------------|--|
| Flexible and solid conductors with halogen-free insulation |                          |  |
| Wire cross-section, min. / max.                            | 2.5...10 mm <sup>2</sup> |  |
| Stripping length, max.                                     | 25 mm                    |  |
| Conductor cross-section (cutting capacity)                 | 6 mm <sup>2</sup>        |  |
| Width  | 190 mm                   |  |
| Height   | 99 mm                    |  |
| Weight   | 220 g                    |  |
| <b>Note</b>  |                          |  |

| Type                | Qty. | Order No.  |
|---------------------|------|------------|
| STRIPAX ULTIMATE XL | 1    | 1512780000 |

| Type                | Qty. | Order No.  |
|---------------------|------|------------|
| ERME SPX UL XL      | 1    | 1512790000 |
| ERTE KLBC SPX UL XL | 1    | 2571510000 |

Stripping and cutting tools

Stripping and cutting tool for conductors with special insulation Types for conductor diameters 0.2 ... 1.21 mm (~ AWG 32 ... 18)

- Flexible and solid conductors with PVC, Teflon (PTFE) and silicone insulation
- Special stripping blades do not damage the conductor
- No splicing of the single conductors
- Blade inserts can be easily replaced
- All inserts fit one housing
- Guide bars in the blade cassettes facilitate correct positioning of the connector in the tool

Mini-duro-stripax®

Blade set



Technical data

|   |    |
|---|----|
| Max. stripping length                       |    |
| Stripping diameter max. cutting performance | mm |
| <b>Tool data</b>                            |    |
| Height                                      | mm |
| Width                                       | mm |
| Weight                                      | g  |
| <b>Selection of blade sets</b>              |    |

|  |                    |                     |
|--|--------------------|---------------------|
|  | Conductor diameter | Colour blade set    |
|  |                    | mm (min./max.)      |
|  |                    | AWG                 |
|  |                    | mm <sup>2</sup>     |
|  |                    | Insulation material |

Information

Ordering data

|                          |
|--------------------------|
| Tools with blade set     |
| Tool with all blade sets |

Accessories

|             |
|-------------|
| Blade set   |
| Information |

|                           |                |                        |  |                                      |             |                   |
|---------------------------|----------------|------------------------|--|--------------------------------------|-------------|-------------------|
| <b>Mini-duro-stripax®</b> |                |                        |  |                                      |             |                   |
| 3-7                       |                |                        |  |                                      |             |                   |
| 2,2                       |                |                        |  |                                      |             |                   |
| 135                       |                |                        |  |                                      |             |                   |
| 82                        |                |                        |  |                                      |             |                   |
| 110                       |                |                        |  |                                      |             |                   |
|                           | white          | yellow                 | red  | green                                | blue        | black             |
|                           | 0,3-1,3        | 0,2-0,3                | 0,3-0,5                                    | 0,55-0,8                             | 0,88-0,92   | 1,0-1,21          |
|                           | 28 ...18       | 32/1, 32/7, 30/1, 30/7 | 28/1, 28/7, 28/19, 26/1, 26/7, 26/19, 24/1 | 24/7, 24/19, 22/1, 22/7, 22/19, 20/1 | 20/7, 20/19 | 18/1, 18/7, 18/19 |
|                           | ≈ 0,08 ... 1,0 |                        |  |                                      |             |                   |
|                           | PVC / silicone | PTFE                   | PTFE                                       | PTFE                                 | PTFE        | PTFE              |

|            |            |            |            |            |            |
|------------|------------|------------|------------|------------|------------|
| Order No.  | Order No.  | Order No.  | Order No.  | Order No.  | Order No.  |
| 9001280000 | 9003700000 | 9003710000 | 9003720000 | 9003730000 | 9003740000 |
| Order No.  |            |            |            |            |            |
| 9003500000 |            |            |            |            |            |

|             |            |            |            |            |            |
|-------------|------------|------------|------------|------------|------------|
| Order No.   | Order No.  | Order No.  | Order No.  | Order No.  | Order No.  |
| 9006970000  | 9003600000 | 9003610000 | 9003620000 | 9003630000 | 9003640000 |
| Information |            |            |            |            |            |

**Stripping and cutting tools**

- Quick and accurate stripping
- No need to adjust cutting depth
- No damage to inner conductor

**LWL stripax®**

Stripping and cutting tool for plastic fibre-optic cables with 1 mm diameter inner conductor

- Stripping length adjustable via end stop
- Automatic opening of the clamping jaws after stripping

**Technical data**

| Max. stripping performance      |
|---------------------------------|
| Cable type                      |
| Wire cross-section, min. / max. |
| Stripping length, max.          |
| Tool data                       |
| Width                           |
| Height                          |
| Weight                          |
| Note                            |

| M-D-STRIPAX LWL                                 |
|---|
| POF conductor with an inner conductor of 1 mm Ø |
| 7.5 mm  |
| 82 mm   |
| 135 mm  |
| 110 g   |
| POF: polymer optical fibre                      |

**Ordering data**

| Version |
|---------|
|         |
| Note    |

| Type            | Qty. | Order No.  |
|-----------------|------|------------|
| M-D-STRIPAX LWL | 1    | 9003750000 |
| Note            |      |            |

**Accessories**

| Note |
|------|
|      |

| Type                | Qty. | Order No.  |
|---------------------|------|------------|
| MEHA KP LWL M-D-SPX | 1    | 9003760000 |
| Note                |      |            |

# multi-stripax®

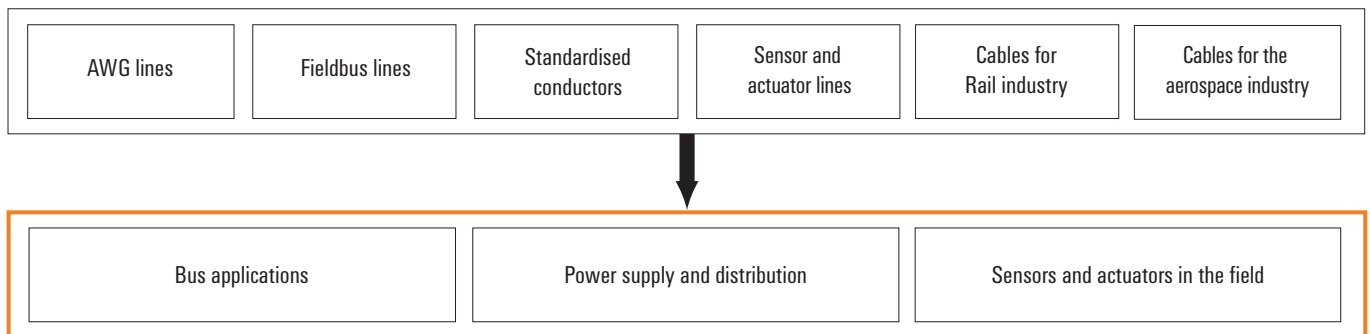
Stripping is the name given to the cutting and removal of conductor insulation. When carrying out this task it must be guaranteed that the appropriate length of insulation is removed and that neither the conductor nor the remaining insulation are damaged in any way.

### The challenge



## C

DIN IEC 352 part 2 (formerly DIN IEC 48/290) contains details of the stripping faults to avoid.





**multi-stripax®**

**Multifunctional stripping tool for use on a multitude of conductor insulation forms and configurations – even those not covered by the standard**

**multi-stripax® the troubleshooter**

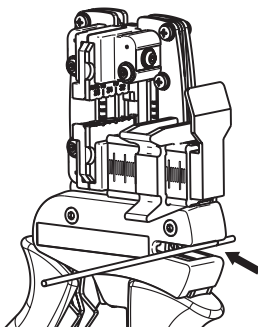
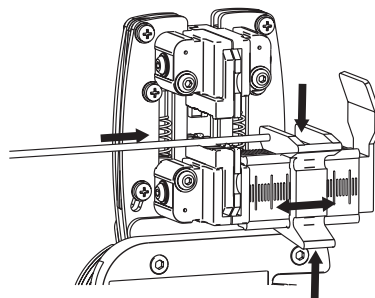
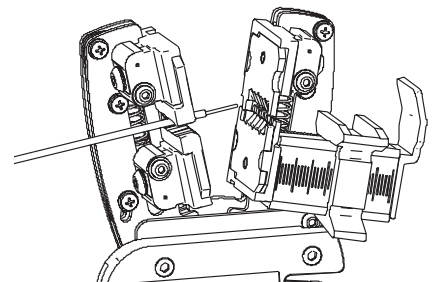
- Interchangeable stripping units
- Proper stripping of any conductor round, flat or special profiles, thanks to the specially shaped stripping blades
- Incorporates cutting function for up to 2.5 mm<sup>2</sup> solid and 6 mm<sup>2</sup> fine
- Fatigue free operation thanks to ergonomic design
- No damage to conductor or remaining insulation
- Best stripping results for industrial applications
- Stripping results reproduced accurately time and time again
- A long lasting, reliable tool thanks to its robust design
- Plus, the customary Weidmüller repair service

**Special stripping units – the answer to diverse stripping tasks**

The multi-stripax® tool, distinguished by its robust design was developed, following customer feedback, to handle all the stripping tasks they have met with in practice.

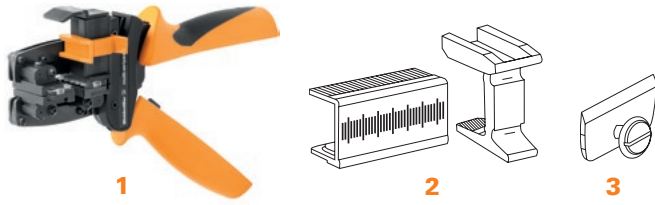
Thanks to the interchangeable stripping units, a special solution can be found for every challenge in the marketplace.

The specially shaped stripping blades guarantee perfect stripping results. The guide plates ensure the correct positioning of the wire and therefore prevent damage to the remaining wire. The clamping jaws hold the conductor with just the right force during the stripping operation and are matched to the specific situation at hand. The flexibility of the multi-stripax® to affect the result of the stripping operations depending on the different variables it encounters makes it a universal troubleshooter.

**Cutting****Positioning****Stripping****multi-stripax®****Technical data**

|                                    |   |
|------------------------------------|---|
| Cable type                         | PVC, Teflon, PTE, PUR, silicone, halogen free |
| Conductor cross-section, min.      | 2 mm  |
| Conductor cross-section, max.      | no limit (in several steps)                   |
| max. cutting capacity, fine-strand | 6 mm <sup>2</sup>                             |
| max. cutting capacity, solid       | 2,5 mm <sup>2</sup>                           |
| max. cutting capacity, ribbon      | 10,2 x 4 mm                                   |
| Depth/Width/Height                 | 250 / 85 / 40 mm                              |
| Weight                             | 250 g   |
| <b>Note</b>                        |   |

multi-stripax® incl. stripping unit



- High quality stripping for industrial applications
- Specially shaped stripping blades enable stripping of special types of insulation and conductor configurations
- Adjustable stop for setting stripping lengths from 2.3 to 30 mm
- Highly flexible thanks to interchangeable stripping units
- Stripping results reproduced accurately time and time again
- No damage to the conductor or insulation
- A durable, reliable tool thanks to its robust design
- Integral cutting function for max. 2.5 mm<sup>2</sup> solid or 6 mm<sup>2</sup> flexible cables

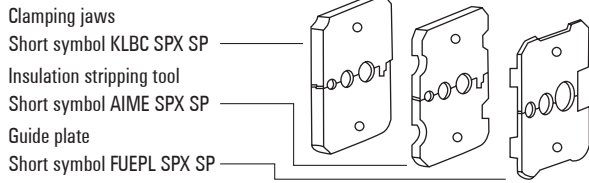
Ordering data

| Illustration | Type                       | Qty. | Order No.  | Features   |
|--------------|----------------------------|------|------------|--|
| 1            | multi-stripax® 0,25 -1,5S  | 1    | 9204540000 | Halogen free PVC, silicone, teflon and Radox 3GK-insulated cables;<br>Cable cross section 0.25 up to 1.5 mm <sup>2</sup><br>max. stripping lengths depends on cable design / cable type<br>Cutting function up to 6 mm <sup>2</sup>  |
| 1            | multi-stripax® 0,75 -4,0SL | 1    | 9203610000 | Halogen free PVC, silicone and teflon insulated cables;<br>Cable cross section 0.75 up to 4 mm <sup>2</sup><br>max. stripping lengths depends on cable design / cable type<br>Cutting function up to 6 mm <sup>2</sup>   |
| 1            | multi-stripax® 1,5 -6,0S   | 1    | 9204560000 | Halogen free PVC, silicone, teflon and Radox 3GKW-insulated cables;<br>Cable cross section 1.5 up to 6 mm <sup>2</sup><br>max. stripping lengths depends on cable design / cable type<br>Cutting function up to 6 mm <sup>2</sup>  |
| 1            | multi-stripax® 16SL        | 1    | 9202220000 | PVC insulated cables; Cable cross section 16 mm <sup>2</sup><br>max. stripping lengths depends on cable design / cable type<br>1. station solid, stranded and flexible (restricted)<br>2. station double stranded<br>Cutting function up to 6 mm <sup>2</sup>  |
| 1            | multi-stripax® 6-16        | 1    | 9202210000 | PVC insulated cables; Cable cross section 6 up to 16 mm <sup>2</sup> ; max. stripping lengths depends on cable design / cable type<br>1. station solid, stranded and flexible 6 mm <sup>2</sup><br>2. station solid, stranded and flexible 10 mm <sup>2</sup><br>3. station solid, stranded and flexible 16 mm <sup>2</sup> double stranded (flexible)<br>Cutting function up to 6 mm <sup>2</sup> |
| 1            | multi-stripax® AWG         | 1    | 9202230000 | AWG with PTFE and PVC insulated cables;<br>Cable cross-section AWG 26...16<br>max. stripping lengths depends on cable design<br>Cutting function up to 6mm <sup>2</sup> (AWG 16)   |
| 1            | multi-stripax® ASI         | 1    | 9202250000 | ASI Bus cables 2 x 1.5 mm <sup>2</sup> flexible<br>for PTE, PUR and EPDM insulated cables<br>Stripping of outer insulation and inner cable<br>Cutting function up to 6 mm <sup>2</sup>   |
| 1            | multi-stripax® GKW LW      | 1    | 9205760000 | Railway cable Radox GKW LW; Cable cross section 1.0; 1.5 and 2.5 mm <sup>2</sup><br>max. stripping lengths depends on cable design / cable type<br>Cutting function up to 6 mm <sup>2</sup>  |
| 1            | multi-stripax® PV          | 1    | 1190490000 | Photovoltaics cable and comparable earth and short circuit proof cables;<br>Cable cross section 2.5; 4 and 6 mm <sup>2</sup><br>max. stripping lengths depends on cable design / cable type<br>Cutting function up to 6mm <sup>2</sup>   |
| 1            | multi-stripax® POF         | 1    | 1208880000 | Duplex Stripping tool for fast processing of POF fiber and cable<br>according to IEC 60793-2 A4A fibre (1,000 µm/980 µm POF).<br>Cutting function up to 6 mm <sup>2</sup>  |
| 2            | ERAN multi-stripax®        | 1    | 9203100000 | Length stop  |
| 3            | ERME multi-stripax®        | 1    | 9203070000 | Cutting knife  |

Note

Stripping and cutting tool multi-stripax®

Stripping unit consists of:



- Highly flexible thanks to interchangeable stripping units
- High quality stripping for industrial applications
- Specially shaped stripping blades enable stripping of special types of insulation and conductor configurations

Ordering data

| Type                           | Qty. | Order No.  | Features   |  |
|--------------------------------|------|------------|--|--|
| AIE multi-stripax® 0,25 -1,5S  | 1    | 9204550000 | Halogen free PVC, silicone, teflon and Radox 3GK-insulated cables;<br>Cable cross section 0.25 up to 1.5 mm <sup>2</sup><br>max. stripping lengths depends on cable design / cable type  |  |
| AIE multi-stripax® 0,75 -4,0SL | 1    | 9203730000 | Halogen free PVC, silicone and teflon insulated cables;<br>Cable cross section 0.75 up to 4 mm <sup>2</sup><br>max. stripping lengths depends on cable design / cable type   |  |
| AIE multi-stripax® 1,5 -6,0S   | 1    | 9204570000 | Halogen free PVC, silicone, teflon and Radox 3GKW-insulated cables;<br>Cable cross section 1.5 up to 6 mm <sup>2</sup><br>max. stripping lengths depends on cable design / cable type  |  |
| AIE multi-stripax® 16SL        | 1    | 9202270000 | PVC insulated cables; Cable cross section 16 mm <sup>2</sup><br>max. stripping lengths depends on cable design / cable type<br>1. station solid, stranded and flexible (restricted)<br>2. station double stranded  |  |
| AIE multi-stripax® 6-16        | 1    | 9202260000 | PVC insulated cables; Cable cross section 6 up to 16 mm <sup>2</sup> ; max. stripping lengths depends on cable design / cable type<br>1. station solid, stranded and flexible 6 mm <sup>2</sup><br>2. station solid, stranded and flexible 10 mm <sup>2</sup><br>3. station solid, stranded and flexible 16 mm <sup>2</sup> double stranded (flexible) |  |
| AIE multi-stripax® AWG         | 1    | 9202280000 | AWG with PTFE and PVC-insulated cables;<br>Cable cross section AWG 26...16<br>max. stripping lengths depends on cable design   |  |
| AIE multi-stripax® ASI         | 1    | 9202300000 | ASI Bus cables 2 x 1.5 mm <sup>2</sup> flexible<br>for PTE, PUR and EPDM insulated cables<br>Stripping of outer insulation and inner cable   |  |
| AIE multi-stripax® GKW LW      | 1    | 9205770000 | Railway cable Radox GKW LW; Cable cross section 1.0; 1.5 and 2.5 mm <sup>2</sup><br>max. stripping lengths depends on cable design / cable type  |  |
| AIE multi-stripax® PV          | 1    | 1204280000 | Photovoltaics cable and comparable earth and short circuit proof cables;<br>Cable cross section 2.5; 4 and 6 mm <sup>2</sup><br>max. stripping lengths depends on cable design / cable type  |  |
| AIE multi-stripax® POF         | 1    | 1212770000 | Duplex Stripping tool for fast processing of POF fiber and cable<br>according to IEC 60793-2 A4A fibre (1,000 µm/980 µm POF).  |  |



Sheathing strippers

Sheathing strippers

- Sheathing stripper for round cables

AM 25 / AM 35

AM 25: Ø 6–25 mm; AM 35: Ø 25–36 mm



- Pivoting blade for circumferential, longitudinal and spiral cuts
- Retaining bracket with integrated blade to break open an incision in the insulation
- Integrated spare blade



Technical data

| Max. stripping performance             |
|--|
| Cable type                             |
| Conductor diameter                     |
| Cut depth                              |
| Cutting performance                    |
| UTP und STP data cables, max. diameter |
| Copper cable - flexible, max.          |
| Tool data                              |
| Width                                  |
| Height                                 |
| Weight                                 |
| Note                                   |

Ordering data

| Version |
|---------|
|         |
| Note    |
|         |

Accessories

| Type                  | Qty. | Order No.  |
|-----------------------|------|------------|
| ERSATZMESSER AM 25/35 | 2    | 9001530000 |
| Sheathing stripper    |      |            |
| Note                  |      |            |

AM 12

For UTP and STP data cables



- Cutting of UTP and STP data cables and other flexible copper cables with a diameter of up to 4 mm<sup>2</sup> (~AWG11)
- Stripping of the outer insulation of UTP and STP data cables and other round cables with Ø approx. 0.5 ... 12.5 mm
- No damage to the shielding or conductor due to adjustable stripping blade
- Length end stop for repeated cutting and stripping lengths

| AM 12                   |
|-------------------------|
| UTP and STP data cables |
| 0.5...12.5 mm           |
| adjustable              |
|                         |
| 8 mm                    |
| 4 mm <sup>2</sup>       |
|                         |
| 97 mm                   |
| 46 mm                   |
| 36 g                    |
| Note                    |

| Type  | Qty. | Order No.  |
|-------|------|------------|
| AM 12 | 1    | 9030060000 |
| Note  |      |            |

| Type               | Qty. | Order No. |
|--------------------|------|-----------|
| Sheathing stripper |      |           |
| Note               |      |           |

**Sheathing strippers**

- Sheathing strippers for insulated cables
- Especially suitable for stripping cables with PVC, PUR, PE, TPE and halogen-free LSZH insulation
- Insulation can be stripped from any point along the cable
- Opening of slit insulation with integrated cutter

**AM 16**

For round cables, Ø 5...17 mm




- Also highly suitable for stripping cables in the cable duct
- AM 16 guarantees precise cable routing
- Exact regulation of the cut depth with integrated visual display

**AM-X**



- No limitation in terms of the wire cross-section
- Easy handling and fatigue-free working thanks to integrated ratchet mechanism
- 2-sided ground knife for double the service life



**Technical data**

| Max. stripping performance             |  |
|--|--|
| Cable type                             |  |
| Conductor cross-section, min. AWG      |  |
| Conductor diameter                     |  |
| Cut depth                              |  |
| Cutting performance                    |  |
| UTP und STP data cables, max. diameter |  |
| Copper cable - flexible, max.          |  |
| Tool data                              |  |
| Width                                  |  |
| Height                                 |  |
| Weight                                 |  |
| Note                                   |  |

| AM 16                     |  |  |
|---------------------------|--|--|
| Type                      |  |  |
| Round cable               |  |  |
| 5...17 mm                 |  |  |
| 0.5 - 2.5 mm <sup>2</sup> |  |  |
|                           |  |  |
|                           |  |  |
|                           |  |  |
| 58 mm                     |  |  |
| 53 mm                     |  |  |
| 60 g                      |  |  |

| AM-X                         |  |  |
|------------------------------|--|--|
| Type                         |  |  |
| PVC round cable, Round cable |  |  |
| 25...999 mm                  |  |  |
| adjustable up to 4.5 mm      |  |  |
|                              |  |  |
|                              |  |  |
|                              |  |  |
| 160 mm                       |  |  |
| 55 mm                        |  |  |
| 169 g                        |  |  |

**Ordering data**

| Version |  |
|---------|--|
|         |  |
| Note    |  |

| Type  | Qty. | Order No.  |
|-------|------|------------|
| AM 16 | 1    | 9204190000 |

| Type | Qty. | Order No.  |
|------|------|------------|
| AM-X | 1    | 2625720000 |

**Accessories**

| Note |  |
|------|--|
|------|--|

| Type               | Qty. | Order No.  |
|--------------------|------|------------|
| ERME AM 16         | 1    | 9204260000 |
| Sheathing stripper |      |            |

| Type               | Qty. | Order No.  |
|--------------------|------|------------|
| ERME AM-X          | 1    | 2626340000 |
| Sheathing stripper |      |            |

## Sheathing strippers

### Sheathing strippers for coaxial cable

- For coaxial cable and round (shielded) data cables from  $\varnothing$  2.5...8 mm
- 1-, 2- and 3-level stripping in one step
- Fast changeover to other cable and connector types thanks to adjustable and interchangeable screw holder
- Colour-coded, interchangeable cassettes with specified stripping length for standard coaxial cable and connector: see table
- Setting block (included) permits quick pre-setting of cutting depths
- Blade cassettes usable on both sides



### CST / IE-CST

$\varnothing$  2.5...8 mm



- RG 58 and RG 71
- RG 59 and RG 62
- Antenna cable
- Profibus cable
- Ethernet cable

### Cutter cassettes for CST



### Technical data


| Max. stripping performance |  |
|----------------------------|--|
| Cable type                 |  |
| Conductor diameter         |  |
| Stripping length, max.     |  |
| Tool data                  |  |
| Width                      |  |
| Height                     |  |
| Weight                     |  |
| Note                       |  |

### Ordering data

| Version |
|---------|
|         |
| Note    |

### Accessories

|      | Screw holder     |
|------|------------------|
|      | Adjustment block |
| Note |                  |



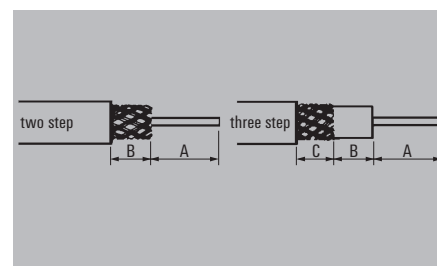
| CST                         | IE-CST                      |
|-----------------------------|-----------------------------|
| Coaxial & round data cables | Coaxial & round data cables |
| 2.5...8 mm                  | 2.5...8 mm                  |

|        |        |
|--------|--------|
| 100 mm | 100 mm |
| 45 mm  | 42 mm  |
| 65 g   | 85 g   |

| Type   | Qty. | Order No.  |
|--------|------|------------|
| CST    | 1    | 9030500000 |
| IE-CST | 1    | 9204350000 |

CST without blade cassette, cassette must be ordered separately. IE-CST including blade cartridge (9032020000), adjusted to Weidmüller Ethernet cable

| Type             | Qty. | Order No.  |
|------------------|------|------------|
| SCHA CST         | 1    | 9032060000 |
| EINTELLBLOCK CST | 1    | 9005800000 |



| Colour cutter cassettes | B [mm] | C [mm] |
|-------------------------|--------|--------|
| grey                    | 3.9    |        |
| red                     | 6.0    |        |
| yellow                  | 12.0   |        |
| blue                    | 6.5    |        |
| white                   | 8.6    |        |
| green                   | 7.1    | 5.1    |
| brown                   | 7.5    | 3.5    |
| orange                  | 8.0    | 3.7    |
| light green             | 6.0    | 6.0    |
| black                   | 8.6    | 2.3    |

Dim. A as stated by manufacturer (not defined by tool)

| Colour cutter cassettes | Qty. | Order-No.  |
|-------------------------|------|------------|
| grey                    | 1    | 9032050000 |
| red                     | 1    | 9032040000 |
| yellow                  | 1    | 9032030000 |
| blue                    | 1    | 9032020000 |
| white                   | 1    | 9204340000 |
| green                   | 1    | 9032000000 |
| brown                   | 1    | 9032010000 |
| orange                  | 1    | 9032200000 |
| light green             | 1    | 9032210000 |
| black                   | 1    | 9032220000 |

**Sheathing strippers for coaxial cable**

- For coaxial cable and round (shielded) data cables from Ø 2.5...8 mm
- 1-, 2- and 3-level stripping in one step
- Adjustable stripping lengths in 1 mm steps for meshwork and dielectric materials (min. stripping length approx. 3.2 mm)
- Fast changeover to other cable types
- Max. stripping length 17 mm
- Incl. 3 blades

**CST VARIO**

Ø 2.5...8 mm



- RG 58 and RG 71
- RG 59 and RG 62
- Antenna cable
- Profibus cable
- Ethernet cable

**CST VARIO blade holder**



**Ordering data**



| Type                   | Qty. | Order No.  |
|------------------------|------|------------|
| CST VARIO BLADE HOLDER | 1    | 9005740000 |

**CST VARIO blade insert**



**Ordering data**

| Type                   | Qty. | Order No.  |
|------------------------|------|------------|
| CST VARIO BLADE INSERT | 1    | 9005730000 |



**CST VARIO Screwdriver**



**Ordering data**

| Type            | Qty. | Order No.  |
|-----------------|------|------------|
| CST SCREWDRIVER | 1    | 9005720000 |

**Technical data**

| Max. stripping performance |
|----------------------------|
| Cable type                 |
| Conductor diameter         |
| Stripping length, max.     |
| Tool data                  |
| Width                      |
| Height                     |
| Weight                     |
| Note                       |

| CST VARIO                   |
|-----------------------------|
| Coaxial & round data cables |
| 2.5...8 mm                  |
| 17 mm                       |
| 116 mm                      |
| 45 mm                       |
| 76 g                        |

**Ordering data**

| Version |
|---------|
|         |
| Note    |

| Type      | Qty. | Order No.  |
|-----------|------|------------|
| CST VARIO | 1    | 9005700000 |

**Accessories**

| Type |
|------|
|      |
| Note |

| Type  | Qty. | Order No.  |
|---|------|------------|
| SCHRAUBENDREHER CST                         | 1    | 9005720000 |
| MESSERHALTER CST VARIO                      | 1    | 9005740000 |
| MESSEREINSATZ CST VARIO                     | 1    | 9005730000 |
| Includes spare blade set (1 set = 3 blades) |      |            |

**Setting block CST**



**Ordering data**

| Type              | Qty. | Order No.  |
|-------------------|------|------------|
| CST SETTING BLOCK | 1    | 9005800000 |

**Screw holder CST**



**Ordering data**

| Type     | Qty. | Order No.  |
|----------|------|------------|
| SCHA CST | 1    | 9032060000 |

## Sheathing strippers

### Cable sheathing stripper

- For fast and accurate stripping of moisture proof cables of diam. 8 - 13 mm, for example NYM cable, 3 x 1.5 mm<sup>2</sup> to 5 x 2.5 mm<sup>2</sup>
- No need to set cutting depth
- Ideal for working in junction and distribution boxes

### Stripper round

Round cable stripper



- Damp-proof cable Ø 8...13 mm



### Stripper round top

Round cable stripper with individual wire stripper



- Damp-proof cable Ø 8...13 mm
- With stripping device for individual wires of 0.2-4.0 mm<sup>2</sup>
- With integrated longitudinal cutter
- Retractable internal blade



### Technical data

| Max. stripping performance      |  |
|---------------------------------|--|
| Cable type                      |  |
| Conductor diameter              |  |
| Wire cross-section, min. / max. |  |
| Tool data                       |  |
| Width                           |  |
| Height                          |  |
| Weight                          |  |
| Note                            |  |

### Ordering data

| Version |  |
|---------|--|
|         |  |
| Note    |  |

| Stripper round                                    |  |  |
|---|--|--|
| Flexible and solid conductors with PVC insulation |  |  |
| 8...13 mm   |  |  |
|   |  |  |
|   |  |  |
| 125 mm  |  |  |
| 35 mm   |  |  |
| 47 g  |  |  |
| Note  |  |  |

| Type           | Qty. | Order No.  |
|----------------|------|------------|
| Stripper round | 1    | 9918040000 |
| Note           |      |            |

| STRIPPER ROUND TOP                                |  |  |
|---|--|--|
| Flexible and solid conductors with PVC insulation |  |  |
| 8...13 mm   |  |  |
| 0.2...4 mm <sup>2</sup>                           |  |  |
|   |  |  |
| 125 mm  |  |  |
| 35 mm   |  |  |
| 50 g  |  |  |
| Note  |  |  |

| Type               | Qty. | Order No.  |
|--------------------|------|------------|
| STRIPPER ROUND TOP | 1    | 9918050000 |
| Note               |      |            |



**Cable knife**

- Simple, fast and accurate stripping of all conventional round cables from Ø 4 - 37 mm<sup>2</sup>
- Circumferential and longitudinal cuts with automatic rotary blade
- Knurled screw at end of handle for setting cutting depth
- Spring-loaded cable retaining clip with thumb guard
- Spare blade in handle

**Slicer NO 16**

Cable cutter Ø 4...16 mm



- Operating range: 4...16 mm outer diameter



**Slicer NO 27**

Cable cutter Ø 8...28 mm



- Operating range: 8...28 mm outer diameter



**Technical data**

| Max. stripping performance |  |
|----------------------------|--|
| Cable type                 |  |
| Conductor diameter         |  |
| Tool data                  |  |
| Width                      |  |
| Height                     |  |
| Weight                     |  |
| Note                       |  |

| SLICER NO 16                                      |  |  |
|---|--|--|
| Flexible and solid conductors with PVC insulation |  |  |
| 4...16 mm   |  |  |
| 132 mm  |  |  |
| 29 mm   |  |  |
| 75 g  |  |  |
| Note  |  |  |

| SLICER NO 27                                      |  |  |
|---|--|--|
| Flexible and solid conductors with PVC insulation |  |  |
| 8...28 mm   |  |  |
| 132 mm  |  |  |
| 29 mm   |  |  |
| 75 g  |  |  |
| Note  |  |  |

**Ordering data**

| Version |  |
|---------|--|
|         |  |
| Note    |  |

| Type         | Qty. | Order No.  |
|--------------|------|------------|
| SLICER NO 16 | 1    | 9918070000 |
| Note         |      |            |

| Type         | Qty. | Order No.  |
|--------------|------|------------|
| SLICER NO 27 | 1    | 9918080000 |
| Note         |      |            |

**Accessories**

| Note |  |
|------|--|
|------|--|

| Type               | Qty. | Order No.  |
|--------------------|------|------------|
| ZUB SLICER NO16-35 | 2    | 9201430000 |
| Note               |      |            |

| Type               | Qty. | Order No.  |
|--------------------|------|------------|
| ZUB SLICER NO16-35 | 2    | 9201430000 |
| Note               |      |            |

## Sheathing strippers

### Special cable sheathing stripper

Insulation stripping tool for data communication systems

### Stripper PC

Special cable stripper



### Stripper Coax

Special cable stripper



- Cable diameter Ø 5...15 mm
- For cables and conductors of 0.25 - 4.0 mm<sup>2</sup> (24 - 12 AWG)
- For data cables in the telecommunications and IT sectors
- IBM network cables
- Printer cables
- Control cables

- Cable diameter Ø 4.8...7.5 mm
- For PVC-insulated data communication and control cables
- RG 58 / RG 59
- TV antenna cables between Ø 4.8 and 7.5 mm
- PVC round cables 3 x 0.75 mm<sup>2</sup>



### Technical data

|                                   |  |
|-----------------------------------|--|
| <b>Max. stripping performance</b> |  |
| Cable type                        |  |
| Conductor diameter                |  |
| Wire cross-section, min. / max.   |  |
| <b>Tool data</b>                  |  |
| Width                             |  |
| Height                            |  |
| Weight                            |  |
| <b>Note</b>                       |  |

|  |                          |  |
|--|--------------------------|--|
| <b>STRIPPER PC</b>                     |                          |  |
| Data cable / telecommunications and IT |                          |  |
| Cable diameter                         | 5...15 mm                |  |
| Wire cross-section, min. / max.        | 0.25...4 mm <sup>2</sup> |  |
| Width                                  | 125 mm                   |  |
| Height                                 | 35 mm                    |  |
| Weight                                 | 55 g                     |  |
| <b>Note</b>                            |                          |  |

|                             |              |  |
|-----------------------------|--------------|--|
| <b>STRIPPER COAX</b>        |              |  |
| Coaxial & round data cables |              |  |
| Cable diameter              | 4.8...7.5 mm |  |
| Width                       | 97 mm        |  |
| Height                      | 20.5 mm      |  |
| Weight                      | 22 g         |  |
| <b>Note</b>                 |              |  |

### Ordering data

|                |
|----------------|
| <b>Version</b> |
| <b>Note</b>    |

| Type        | Qty. | Order No.  |
|-------------|------|------------|
| STRIPPER PC | 1    | 9918060000 |
| <b>Note</b> |      |            |

| Type          | Qty. | Order No.  |
|---------------|------|------------|
| STRIPPER COAX | 1    | 9918030000 |
| <b>Note</b>   |      |            |

# Crimping

|                 |  |      |
|-----------------|--|------|
| <b>Crimping</b> | Introduction   | D.2  |
|                 | Overview contacts – tools                                      | D.4  |
|                 | Crimping tools for wire end ferrules                           | D.6  |
|                 | Introduction – Crimping tools for other contacts               | D.14 |
|                 | Crimping tools for other contacts                              | D.16 |
|                 | Pressing tools   | D.28 |
|                 | Introduction – Mechanical and electro-hydraulic crimping tools | D.30 |
|                 | EPG Cut 40 battery-powered cutting tool                        | D.31 |
|                 | Crimping tools PZ PK 6/70 and PZ RK 6/70                       | D.32 |
|                 | Crimping tools PZ PK 10/120 and PZ RK 10/120                   | D.33 |
|                 | Crimping tools EPG 45  | D.34 |
|                 | Crimping tools EPG 60 and HPG 60                               | D.36 |
|                 | Crimping tools APG 80  | D.38 |
|                 | Battery / Battery charger                                      | D.40 |
|                 | Insertion tool for twisted-pair cable                          | D.42 |
|                 | Disconnect   | D.43 |
|                 | Tools for polymer optical fibres (POF)                         | D.44 |
|                 | Cable tie tools  | D.45 |
|                 | Operating aids for hand tools                                  | D.47 |

## Crimping

After stripping, appropriate contacts or wire end ferrules can be crimped to the cable end.

Crimping produces a reliable connection between conductor and contact, and has more or less completely replaced soldering.

Crimping describes the production of a uniform, non-detachable connection between conductor and connecting element.

This should be achieved exclusively by the use of a high-quality precision tool. The result is a safe, reliable connection in both electrical and mechanical terms.

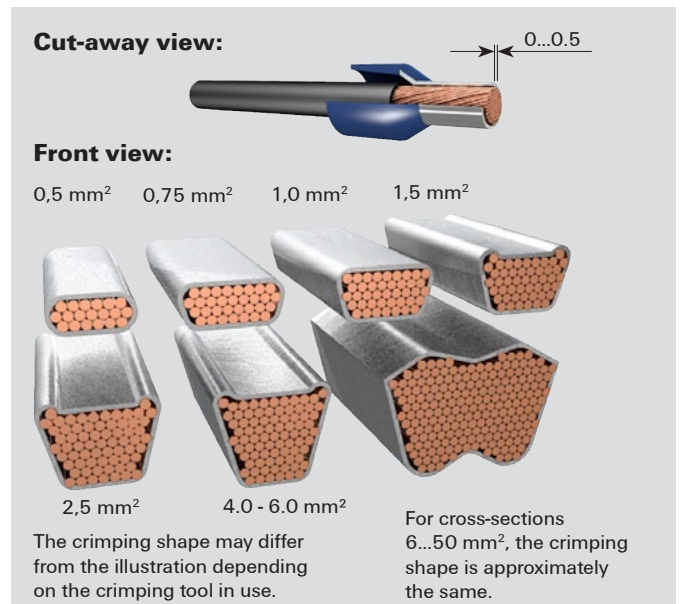
Weidmüller offers a wide range of mechanical crimping tools. An integral ratchet mechanism with disengage option guarantees optimum processing quality. Crimp connections produced with Weidmüller tools comply with international standards and specifications.

The DIN EN 60352-2 standard recommends that tools and contacts should come from the same manufacturer, since this is the only way to ensure consistently high quality. Otherwise, it is the user who is responsible for the quality. Weidmüller tools are designed to fit with Weidmüller contacts and thus are in full compliance with the DIN EN standard.

**Note:** The AWG cross-section specifications can be compared with the equivalent metric specifications.

### Crimping of wire end ferrule: an example of an optimum crimp of different cross-sections.

A crimp connection using manual and automatic Weidmüller tools can be seen below. The conductor insulation must be pushed into the plastic collar and the ferrule sleeve must be completely filled by the conductor. Depending on the cross-section, the conductor should protrude approx. 0 ... 0.5 mm from the ferrule sleeve.




### Faulty crimping connections due to an incorrect combination of cable and wire end ferrule

It is not possible for a tool to function reliably with every combination of conductor and crimping material. It is possible that the standard requirements for the crimped product can't be achieved, although taken on their own, both conductor and crimping material comply with the corresponding standard. The individual production tolerances of conductor and crimping material do not allow every conductor to be combined with every contact.

The combination of conductors, crimping material and crimping tool must be coordinated: this procedure is all the more difficult given the large number of products on the market.

This means that the material must be defined and the crimping result tested, ensuring that the test, and later on the tool, satisfy the same conditions.




**Single conductor squeezed off**

**Single conductor pushed back**

### Faults which can occur during crimping:

- Cracks along the sides and die impressions
- Splitting of the ferrules
- Asymmetrical crimping shape
- Extreme burrs formed along the sides
- Ferrule not filled by the conductor
- Single conductors pushed back protruding from the collar
- Single conductors squeezed off
- Plastic collar damaged by the crimping jaw
- Conductor insulation not pushed into the plastic collar
- Ferrule bent longitudinally after crimping



Formation of cracks at the sides.  
Sides split open

Formation of cracks at the impressions  
of the crimping jaw

Asymmetrical crimping shape  
Burr formation on one side











Asymmetrical crimping shape  
Burr formation on one side

#### Note:

The ferrule must not split open after it has been connected once in any Weidmüller terminal corresponding to the conductor cross-section (with a torque according to IEC 60947-1)

Overview contacts – tools

| Crimp contact          | Crimp type  | Description                        | Conductor crosssection in mm <sup>2</sup> | AWG               | Crimping tool    | Order No. tool | page |
|------------------------|---|------------------------------------|---|-------------------|------------------|----------------|------|
| Wire end ferrules      |    | with plastic collar                | 0,5...2,5                                 | 20...14           | Stripax Plus 2.5 | 9020000000     | D.6  |
|                        |   | with / without plastic collar      | 0,14...6                                  | 26...10           | PZ 6 roto        | 9014350000     | D.9  |
|                        |   |                                    | 0,14...1,5                                | 24...16           | PZ 1.5           | 9005990000     | D.7  |
|                        |   |                                    | 0,5...4                                   | 20...12           | PZ 4             | 9012500000     | D.8  |
|                        |    | with / without plastic collar      | 0,14...6                                  | 26...8            | PZ 10 HEX        | 1445070000     | D.10 |
|                        |   |                                    | 0,25...6                                  | 24...10           | PZ 6/5           | 9011460000     | D.8  |
|                        |    | with / without plastic collar      | 0,5...6                                   | 20...10           | PZ 3             | 0567300000     | D.7  |
|                        |   |                                    | 26...8                                    | PZ 10 SQR         | 1445080000       | D.10           |      |
|                        |    | with / without plastic collar      | 6...16                                    | 10...6            | PZ 16            | 9012600000     | D.11 |
|                        |   |                                    | 25...50                                   | 3...1             | PZ 50            | 9006450000     | D.12 |
| Twin wire end ferrules |  | Twin wire end ferrules             | 0,5...1                                   | 20...17           | PZ 1.5           | 9005990000     | D.7  |
|                        |   |                                    | 0,5...4                                   | 20...10           | PZ 10 HEX        | 1445070000     | D.10 |
|                        |   |                                    | 0,5...2,5                                 | 20...14           | PZ 4             | 9012500000     | D.8  |
|                        |   |                                    | 0,5...4                                   | 20...12           | PZ 6/5           | 9011460000     | D.8  |
|                        |   |                                    | 0,5...4                                   | 20...12           | PZ 3             | 0567300000     | D.7  |
|                        |   |                                    | 0,5...4                                   | 20...12           | PZ 6 roto        | 9014350000     | D.9  |
|                        |   |                                    | 6...16                                    | 10...6            | PZ ZH 16         | 9013600000     | D.11 |
| Stamped contacts       |  | Weidmüller DFF series              | 0,22...2,5                                | 24...12           | HTF DFF          | 9014140000     | D.27 |
|                        |   | Weidmüller ZRV and MKF series      | 0,2...0,35 / 0,5...1                      | 24...22 / 20...17 | HTF ZRV          | 9014840000     | D.27 |
|                        |   | Weidmüller FEKO ZRV series         | 0,2...2,5                                 | 24...12           | HTF AFK 2.5      | 9201040000     | D.27 |
|                        |  | Weidmüller RSV and DSTV-HD Systems | 0,14...1,5                                | 26...16           | HTF RSV 16       | 9013560000     | D.27 |
|                        |   |                                    | 2,5                                       | 14...12           | HTF RSV 12       | 9013550000     | D.27 |
| Turned contacts        |  | Turned HD and HE contacts          | 4...10                                    | 12...7            | CTX CM 3,6       | 9018480000     | D.20 |
|                        |   |                                    | 0,14...4                                  | 26...12           | CTX CM 1,6/2,5   | 9018490000     | D.20 |
|                        |   | Turned HD, HE and HX contacts      | 0,14...6                                  | 26...10           | CTIN CM 1,6/2,5  | 9205430000     | D.20 |
|                        |   |                                    | 1,5...10                                  | 16...7            | CTIN CM 3,6      | 9205440000     | D.20 |

| Crimp contact   | Crimp type  | Description                           | Conductor crossection in mm <sup>2</sup>           | AWG        | Crimping tool        | Order No. tool | page       |      |
|---|---|---------------------------------------|--|------------|----------------------|----------------|------------|------|
| coaxial connectors  |    | coaxial connectors                    |  |            | HTG 58               | 9012000000     | D.25       |      |
|   |   |                                       |  |            | HTG 58/59            | 9012020000     | D.25       |      |
|   |   |                                       |  |            | HTG 59               | 9012010000     | D.25       |      |
|   |   |                                       |  |            | HTG 174              | 9012410000     | D.25       |      |
|   |   |                                       |  |            | HTX 138              | 9012400000     | D.25       |      |
|   |   |                                       | HTX 188  | 9011990000 | D.25                 |                |            |      |
|  | coaxial connectors  |                                       |  | CTX 500    | 9006320000           | D.26           |            |      |
|   |   |                                       |  | CTX 501    | 9006370000           | D.26           |            |      |
|   |   |                                       |  | CTX 502    | 9006380000           | D.26           |            |      |
| insulated / non-insulated connectors  |    | insulated connectors                  | 0,5...2,5  | 20...14    | HTI 15               | 9014400000     | D.18       |      |
|   |   |                                       | 0,5...6  | 20...10    | CTI 6                | 9006120000     | D.17       |      |
|   |   |                                       | 0,5...6  | 20...10    | CTI 6 G              | 9202850000     | D.17       |      |
|   |   | non-insulated connectors              | 0,5...6  | 20...10    | HTN 21               | 9014610000     | D.18       |      |
|   |   |                                       | 0,5...6  | 20...10    | HTN 21 with end stop | 9014100000     | D.18       |      |
|   |   |                                       | 10...25  | 7...3      | CTN 25 D4            | 9006220000     | D.19       |      |
|   |   | 10...25                               | 7...3  | CTN 25 D5  | 9006230000           | D.19           |            |      |
| modular plug connectors   |  | WE-plug (4, 6 and 8-poles)            | 0,08...0,25  | 28...24    | TT 864 RS WE         | 9008120000     | D.29       |      |
|   |   | WE-plug (4, 6 and 10-poles)           | 0,08...0,25  | 28...24    | TT 1064 RS WE        | 9008190000     | D.29       |      |
|   |  | shielded WE-plug, system Hirose       | 0,08...0,25  | 28...24    | TT8 RS MP8           | 9202800000     | D.28       |      |
| Other contacts and plugs  |  | SUB-D contacts                        |  | 0,08...0,5 | 28...20              | HTF SUB-D      | 9013260000 | D.26 |
|   |   |                                       |  |            |                      |                |            |      |
|   |  | flat blade connectors and receptacles | 0,1...1 (connec. width 2,8)                        | 27...17    | HTF 28               | 9013090000     | D.16       |      |
|   |   |                                       | 0,5...2,5 (connec. width 4,8)                      | 20...14    | HTF 48               | 9013080000     | D.16       |      |
|   |   |                                       | 0,5...2,5 (connec. width 6,3)                      | 20...14    | HTF 63               | 9013400000     | D.16       |      |
|   |   |                                       | 0,5...6 (connec. width 6,3)                        | 20...10    | CTF 63               | 9202860000     | D.16       |      |
|   |  | fibre optic connectors                | Station 1 (hexagon crimp):<br>3,15 / 6,0 H.- → 3,9 |            |                      | HTX LWL        | 9011360000 | D.21 |
|   |   |                                       | Station 2 (round crimp):<br>4,85 / 6,0 H.- → 5,5   |            |                      | HTX LWL        | 9011360000 | D.21 |
|   |  | IP 67 connector                       |  |            |                      | IE-CT-SC-GOF   | 9205320000 | D.22 |
|   |   |                                       |  |            |                      | IE-CT-LC-GOF   | 9205330000 | D.22 |
|   |   |                                       |  |            | IE-CT-SC-POF         | 9205340000     | D.22       |      |
|   |   |                                       |  |            | IE-CT-SC-GOF-P       | 9205350000     | D.22       |      |

Crimping

D

## Crimping tools for wire end ferrules

### Crimping tools for wire end ferrules

- 3 functions: cutting, stripping, crimping
- Wire-end ferrules with plastic collars, in compliance with DIN 46228 Part 4
- Ratchet for precise crimping
- Efficient operation: laborious change of tools not necessary, resulting in significant time savings
- Automatic conveyance of wire-end ferrules
- Quick adjustment for different cross-sections
- Easy handling of ferrule strips


Only strips of linked wire-end ferrules, each containing 50 pieces, from Weidmüller may be processed. The use of wire-end ferrules on reels may lead to destruction.

### stripax® plus 2.5

0.5...2.5 mm<sup>2</sup>



- ~AWG 20...14
- Processing of strips from linked wire-end ferrules of 0.5...2.5 mm<sup>2</sup> from Weidmüller



#### Cutting



#### Stripping



#### Crimping



### Technical data

#### Description of contact

|   |  |
|---|--|
| Type of contact                                     |  |
| Crimping range                                      |  |
| Crimping range 1 (with multiple crimping positions) |  |
| Crimping range 2 (with multiple crimping positions) |  |
| Crimping range 3 (with multiple crimping positions) |  |
| Crimping range 4 (with multiple crimping positions) |  |
| Crimping range 5 (with multiple crimping positions) |  |

#### Tool data

|        |        |
|--------|--------|
| Width  | 210 mm |
| Weight | 260 g  |

#### Note

#### stripax® plus 2.5

Strips of linked wire-end ferrules

0.5...2.5 mm<sup>2</sup>

0.5...0.75 mm<sup>2</sup>

1...1.5 mm<sup>2</sup>

2.5 mm<sup>2</sup>

Only strip-type products from Weidmüller may be processed.  
The use of wire-end ferrules on reels may lead to destruction.

### Ordering data

#### Version

| Type                  | Qty. | Order No.  |
|-----------------------|------|------------|
| STRIPAX PLUS 2.5      | 1    | 9020000000 |
| STRIPAX PLUS 2.5 ZERT | 1    | 9011980000 |

#### Note

Additional accessories can be found in chapter J

### Accessories

| Type                    | Qty. | Order No.  |
|-------------------------|------|------------|
| ERSATZMESSER STRIPAX PL | 5    | 9050340000 |

#### Note



### Crimping tools for wire end ferrules

- For wire-end ferrules with and without plastic collars, according to DIN 46228 Part 1 and Part 4
- Ratchet for precise crimping
- Release option in the event of incorrect operation

#### PZ 1.5

0.14...1.5 mm<sup>2</sup>



- ~AWG 26...16
- Only one die for the whole cross-section range
- Crimp complies with Euro-Norm EN 60947-1
- Wire-end ferrule insertion from the front



#### PZ 3

0.5...6 mm<sup>2</sup>



- ~AWG 21...10
- Only one die for the whole cross-section range
- Wire-end ferrule insertion from the front



### Technical data

#### Description of contact

Type of contact  
Crimping range  
Crimping range 1 (with multiple crimping positions)  
Crimping range 2 (with multiple crimping positions)  
Crimping range 3 (with multiple crimping positions)  
Crimping range 4 (with multiple crimping positions)  
Crimping range 5 (with multiple crimping positions)

#### Tool data

Width  
Weight

#### Note

### Ordering data

#### Version

#### Note

#### PZ 1.5

Wire-end ferrules with/without plastic collars  
0.14...1.5 mm<sup>2</sup>

170 mm  
170 g

| Type        | Qty. | Order No.  |
|-------------|------|------------|
| PZ 1.5      | 1    | 9005990000 |
| PZ 1.5 ZERT | 1    | 9017310000 |

Additional accessories can be found in chapter J

#### PZ 3

Wire-end ferrules with/without plastic collars  
0.5...6 mm<sup>2</sup>

200 mm  
426 g

| Type      | Qty. | Order No.  |
|-----------|------|------------|
| PZ 3      | 1    | 0567300000 |
| PZ 3 ZERT | 1    | 9017360000 |

Additional accessories can be found in chapter J







### Crimping tools for wire end ferrules

- For wire-end ferrules with and without plastic collars, according to DIN 46228 Part 1 and Part 4
- Ratchet for precise crimping
- Release option in the event of incorrect operation

#### PZ 16

6...16 mm<sup>2</sup>



- ~AWG 10...6
- Crimp complies with Euro-Norm EN 60947-1
- Approval according to VG 95211 (military designation VG 95 236 T 14 B 002)
- Three crimping stations corresponding to the conductor cross-sections
- Wire-end ferrule insertion from the side



#### PZ ZH 16

Twin wire-end ferrules from 6...16 mm<sup>2</sup>



- ~ AWG 10...6
- Three crimping stations corresponding to the conductor cross-sections
- Wire-end ferrule insertion from the side



### Technical data

#### Description of contact

Type of contact  
Crimping range  
Crimping range 1 (with multiple crimping positions)  
Crimping range 2 (with multiple crimping positions)  
Crimping range 3 (with multiple crimping positions)  
Crimping range 4 (with multiple crimping positions)  
Crimping range 5 (with multiple crimping positions)

#### Tool data

Width  
Weight

#### Note

### Ordering data

#### Version

#### Note

#### PZ 16

Wire-end ferrules with/without plastic collars  
6...16 mm<sup>2</sup>  
6 mm<sup>2</sup>  
10 mm<sup>2</sup>  
16 mm<sup>2</sup>

200 mm  
418 g

| Type       | Qty. | Order No.  |
|------------|------|------------|
| PZ 16      | 1    | 9012600000 |
| PZ 16 ZERT | 1    | 9017340000 |

Additional accessories can be found in chapter J

#### PZ ZH 16

Twin wire-end ferrules  
6...16 mm<sup>2</sup>  
6 mm<sup>2</sup>  
10 mm<sup>2</sup>  
16 mm<sup>2</sup>

250 mm  
730 g

| Type          | Qty. | Order No.  |
|---------------|------|------------|
| PZ ZH 16      | 1    | 9013600000 |
| PZ ZH 16 ZERT | 1    | 9013610000 |

Additional accessories can be found in Chapter J

## Crimping tools for wire end ferrules

## Crimping tools for wire end ferrules

- For wire-end ferrules with and without plastic collars, according to DIN 46228 Part 1 and Part 4
- Ratchet for precise crimping
- Release option in the event of incorrect operation

## PZ 50

25...50 mm<sup>2</sup>

- ~AWG 4...0
- Crimp complies with Euro-Norm EN 60947-1
- Approval according to VG 95211 (military designation VG 95 236 T 14 B 002)
- Three crimping stations corresponding to the conductor cross-sections
- Wire-end ferrule insertion from the side



## Technical data

## Description of contact

Type of contact  
Crimping range  
Crimping range 1 (with multiple crimping positions)  
Crimping range 2 (with multiple crimping positions)  
Crimping range 3 (with multiple crimping positions)  
Crimping range 4 (with multiple crimping positions)  
Crimping range 5 (with multiple crimping positions)

## Tool data

Width  
Weight

## Note

## PZ 50

Wire-end ferrules with/without plastic collars

25...50 mm<sup>2</sup>25 mm<sup>2</sup>35 mm<sup>2</sup>50 mm<sup>2</sup>

250 mm

730 g

## Ordering data

## Version

## Note

| Type       | Qty. | Order No.  |
|------------|------|------------|
| PZ 50      | 1    | 9006450000 |
| PZ 50 ZERT | 1    | 9017400000 |


Additional accessories can be found in chapter J



## Crimping tool for custom contacts

The crimping technique is one of the most reliable and most versatile connection methods. Extreme quality demands for a variety of different connections require that you use a wide variety of specialised crimping tools which are designed for specific contacts.

Weidmüller offers the right crimping tool for a wide variety of contact, regardless of whether you are using turned contacts, cable-lug connectors, insulated connectors or coaxial connectors.







## Crimping tools for other contacts

## Crimping tools for other contacts

- Ratchet for precise crimping
- Release option in the event of incorrect operation
- With end stop for exact positioning of the contacts
- Contact and insulation are crimped in one step

## HTF 28 / HTF 48 / HTF 63

0.1...2.5 mm<sup>2</sup>

For flat-blade connectors and flat-blade receptacles with pre-rolled crimp claw

## HTF 28


- ~AWG 28...18
- Plug width 2.8 mm, from 0.1...1.0 mm<sup>2</sup>

## HTF 48

- ~AWG 21...14
- Plug width 4.8 mm, from 0.5...2.5 mm<sup>2</sup>

## HTF 63

- ~AWG 21...14
- Plug width 6.3 mm, from 0.5...2.5 mm<sup>2</sup>



## CTF 63

0.5...6 mm<sup>2</sup>

For flat-blade connectors and flat-blade receptacles with pre-rolled crimp claw

## CTF 63

- ~AWG 21...10
- Plug width 6.3 mm, from 0.5...6 mm<sup>2</sup>



## Technical data

| Description of contact                              |
|---|
| Type of contact                                     |
| Crimping range                                      |
| Crimping range 1 (with multiple crimping positions) |
| Crimping range 2 (with multiple crimping positions) |
| Crimping range 3 (with multiple crimping positions) |
| Plug width  |
| Tool data   |
| Width   |
| Weight  |
| Note  |

| HTF 28                     | HTF 48                    | HTF 63                    |
|----------------------------|---------------------------|---------------------------|
| F-plug / -sleeve           | F-plug / -sleeve          | F-plug / -sleeve          |
| 0.1...1 mm <sup>2</sup>    | 0.5...2.5 mm <sup>2</sup> | 0.5...2.5 mm <sup>2</sup> |
| 0.1...0.25 mm <sup>2</sup> | 0.5...1 mm <sup>2</sup>   | 0.5...1 mm <sup>2</sup>   |
| 0.25...0.5 mm <sup>2</sup> | 1.5...2.5 mm <sup>2</sup> | 1.5...2.5 mm <sup>2</sup> |
| 0.6...1 mm <sup>2</sup>    |                           |                           |
| 2.8 mm                     | 4.8 mm                    | 6.3 mm                    |
| 200 mm                     | 200 mm                    | 200 mm                    |
| 438 g                      | 438 g                     | 438 g                     |
| Note                       |                           |                           |

| CTF 63                    |
|---------------------------|
| F-plug / -sleeve          |
| 0.5...6 mm <sup>2</sup>   |
| 0.5...1 mm <sup>2</sup>   |
| 1.5...2.5 mm <sup>2</sup> |
| 2.6...6 mm <sup>2</sup>   |
| 6.3 mm                    |
| 250 mm                    |
| 730 g                     |
| Note                      |

## Ordering data

| Version |
|---------|
|         |
| Note    |

| Type   | Qty. | Order No.  |
|--|------|------------|
| HTF 28   | 1    | 9013090000 |
| HTF 28 ZERT                                      | 1    | 9017410000 |
| HTF 48   | 1    | 9013080000 |
| HTF 48 ZERT                                      | 1    | 9017260000 |
| HTF 63   | 1    | 9013400000 |
| HTF 63 ZERT                                      | 1    | 9017240000 |
| Additional accessories can be found in chapter J |      |            |

| Type   | Qty. | Order No.  |
|--|------|------------|
| CTF 63   | 1    | 9202860000 |
| CTF 63 ZERT                                      | 1    | 1077010000 |
| Additional accessories can be found in Chapter J |      |            |

### Crimping tools for other contacts

- Ratchet for precise crimping
- Release option in the event of incorrect operation
- With end stop for exact positioning of the contacts

#### CTI 6 G

0.5...6 mm<sup>2</sup>



For PVC, PC- and polyamide-insulated connectors

- ~AWG 21...10
- Parallel crimp profile for crimping contact and insulation in one step



#### CTI 6

0.5...6 mm<sup>2</sup>



For PVC, PC- and polyamide-insulated connectors

- ~AWG 21...10
- Double-crimp profile, for crimping contact and insulation in one step



### Technical data

| Description of contact                              |  |
|---|--|
| Type of contact                                     |  |
| Crimping range                                      |  |
| Crimping range 1 (with multiple crimping positions) |  |
| Crimping range 2 (with multiple crimping positions) |  |
| Crimping range 3 (with multiple crimping positions) |  |
| Plug width  |  |
| Tool data   |  |
| Width   |  |
| Weight  |  |
| Note  |  |

### Ordering data

| Version |  |
|---------|--|
|         |  |
| Note    |  |

| CTI 6 G   |                           |  |
|---|---------------------------|--|
| Insulated connector                                 |                           |  |
| Crimping range                                      | 0.5...6 mm <sup>2</sup>   |  |
| Crimping range 1 (with multiple crimping positions) | 0.5...1.5 mm <sup>2</sup> |  |
| Crimping range 2 (with multiple crimping positions) | 1.1...2.5 mm <sup>2</sup> |  |
| Crimping range 3 (with multiple crimping positions) | 2.6...6 mm <sup>2</sup>   |  |
| Plug width  |                           |  |
| Tool data   |                           |  |
| Width   | 250 mm                    |  |
| Weight  | 747 g                     |  |
| Note  |                           |  |

| Type   | Qty. | Order No.  |
|--|------|------------|
| CTI 6 G  | 1    | 9202850000 |
| CTI 6 G ZERT                                     | 1    | 1292880000 |
| Additional accessories can be found in Chapter J |      |            |

| CTI 6   |                           |  |
|---|---------------------------|--|
| Insulated connector                                 |                           |  |
| Crimping range                                      | 0.5...6 mm <sup>2</sup>   |  |
| Crimping range 1 (with multiple crimping positions) | 0.5...1.5 mm <sup>2</sup> |  |
| Crimping range 2 (with multiple crimping positions) | 1.1...2.5 mm <sup>2</sup> |  |
| Crimping range 3 (with multiple crimping positions) | 2.6...6 mm <sup>2</sup>   |  |
| Plug width  |                           |  |
| Tool data   |                           |  |
| Width   | 250 mm                    |  |
| Weight  | 730 g                     |  |
| Note  |                           |  |

| Type   | Qty. | Order No.  |
|--|------|------------|
| CTI 6  | 1    | 9006120000 |
| CTI 6 ZERT                                       | 1    | 9017290000 |
| Additional accessories can be found in chapter J |      |            |



**Crimping tools for other contacts**

- Ratchet for precise crimping
- Release option in the event of incorrect operation

**CTN 25 D 4**

10...25 mm<sup>2</sup>



For uninsulated cable lugs and connectors

- ~AWG 8...4
- Rolled cable lugs, acc. to DIN 46234
- Pin cable lugs
- Parallel and serial connectors
- Indent crimping



**CTN 25 D 5**

10...25 mm<sup>2</sup>



For uninsulated cable lugs and connectors

- ~AWG 8...4
- Rolled cable lugs, acc. to DIN 46235
- Pin cable lugs
- Parallel and serial connectors
- Hexagon crimping



**Technical data**

| Description of contact                              |  |
|---|--|
| Type of contact                                     |  |
| Crimping range                                      |  |
| Crimping range 1 (with multiple crimping positions) |  |
| Crimping range 2 (with multiple crimping positions) |  |
| Crimping range 3 (with multiple crimping positions) |  |
| Plug width  |  |
| Tool data   |  |
| Width   |  |
| Weight  |  |
| Note  |  |

**Ordering data**

| Version |  |
|---------|--|
|         |  |
| Note    |  |

| CTN 25D4               |                         |  |
|------------------------|-------------------------|--|
| Uninsulated connection |                         |  |
| Crimping range         | 10...25 mm <sup>2</sup> |  |
| Crimping range 1       | 10 mm <sup>2</sup>      |  |
| Crimping range 2       | 16 mm <sup>2</sup>      |  |
| Crimping range 3       | 25 mm <sup>2</sup>      |  |
| Width                  | 250 mm                  |  |
| Weight                 | 730 g                   |  |
| Note                   |                         |  |

| Type   | Qty. | Order No.  |
|--|------|------------|
| CTN 25 D4  | 1    | 9006220000 |
| CTN 25 D4 ZERT                                   | 1    | 9017350000 |
| Additional accessories can be found in chapter K |      |            |

| CTN 25 D5              |                         |  |
|------------------------|-------------------------|--|
| Uninsulated connection |                         |  |
| Crimping range         | 10...25 mm <sup>2</sup> |  |
| Crimping range 1       | 10 mm <sup>2</sup>      |  |
| Crimping range 2       | 16 mm <sup>2</sup>      |  |
| Crimping range 3       | 25 mm <sup>2</sup>      |  |
| Width                  | 250 mm                  |  |
| Weight                 | 730 g                   |  |
| Note                   |                         |  |

| Type   | Qty. | Order No.  |
|--|------|------------|
| CTN 25 D5  | 1    | 9006230000 |
| CTN 25 D5 ZERT                                   | 1    | 1292870000 |
| Additional accessories can be found in chapter K |      |            |

Crimping tools for other contacts

Crimping tools for other contacts

- Ratchet for precise crimping
- Release option in the event of incorrect operation
- With end stop for exact positioning of the contacts

CTX CM 1.6/2.5 / CTX CM 3.6

0.14...10 mm<sup>2</sup>



CTX CM 1.6/2.5

- Turned HD contacts
- Turned HE contacts
- ConCept M10 and M5 contacts
- ~AWG 26...12
- 0.14...4.0 mm<sup>2</sup>

CTX CM 3.6

- Turned HD contacts
- ConCept M3 contacts
- ~AWG 12...8
- 4.0...10 mm<sup>2</sup>



CTIN CM 1.6/2.5 / CTIN 3.6

0.14...10 mm<sup>2</sup>



CTIN CM 1.6/2.5

- Turned HD and HE contacts
- Turned HX contacts
- ConCept M10, M5 and M3 contacts
- 4-indent crimp
- ~AWG 26...10
- 0.14...6.0 mm<sup>2</sup>

CTIN CM 3.6

- Turned HX contacts
- ConCept M3 contacts
- 4-indent crimp
- ~AWG 16...8
- 1.5...10 mm<sup>2</sup>



Technical data

| Description of contact                              |
|---|
| Type of contact                                     |
| Crimping range                                      |
| Crimping range 1 (with multiple crimping positions) |
| Crimping range 2 (with multiple crimping positions) |
| Crimping range 3 (with multiple crimping positions) |
| Crimping range 4 (with multiple crimping positions) |
| Crimping range 5 (with multiple crimping positions) |
| Tool data   |
| Width   |
| Weight  |
| Note  |

| CTX CM 1.6/2.5                              | CTX CM 3.6                              |
|---|---|
| Turned contacts                             | Turned contacts                         |
| 0.14 mm <sup>2</sup> ...4 mm <sup>2</sup>   | 4 mm <sup>2</sup> ...10 mm <sup>2</sup> |
| 0.14 mm <sup>2</sup> ...0.5 mm <sup>2</sup> | 4 mm <sup>2</sup>                       |
| 0.75 mm <sup>2</sup> ...1 mm <sup>2</sup>   | 6 mm <sup>2</sup>                       |
| 1.5 mm <sup>2</sup>                         | 10 mm <sup>2</sup>                      |
| 2.5 mm <sup>2</sup>                         |   |
| 4 mm <sup>2</sup>                           |   |
| 250 mm                                      | 250 mm                                  |
| 730 g                                       | 730 g                                   |

| CTIN CM 1.6/2.5                           | CTIN CM 3.6                               |
|---|---|
| Turned contacts                           | Turned contacts                           |
| 0.14 mm <sup>2</sup> ...6 mm <sup>2</sup> | 1.5 mm <sup>2</sup> ...10 mm <sup>2</sup> |
| 0.14 mm <sup>2</sup> ...6 mm <sup>2</sup> | 1.5 mm <sup>2</sup> ...10 mm <sup>2</sup> |
|   |   |
|   |   |
|   |   |
| 230 mm                                    | 230 mm                                    |
| 1220 g                                    | 1220 g                                    |

Ordering data

| Version |
|---------|
|         |
| Note    |

| Type                | Qty. | Order No.  |
|---------------------|------|------------|
| CTX CM 1.6/2.5      | 1    | 9018490000 |
| CTX CM 1.6/2.5 ZERT | 1    | 9013690000 |
| CTX CM 3.6          | 1    | 9018480000 |
| CTX CM 3.6 ZERT     | 1    | 1270320000 |

A large selection of contacts can be found in our current Heavy-duty Connectors Catalogue

| Type            | Qty. | Order No.  |
|-----------------|------|------------|
| CTIN CM 1.6/2.5 | 1    | 9205430000 |
| CTIN CM 3.6     | 1    | 9205440000 |

A large selection of contacts can be found in our current Heavy-duty Connectors Catalogue



**Crimping tools for other contacts**

**Crimping tools for other contacts**

- Ratchet for precise crimping
- Release option in the event of incorrect operation

**IE-CT-SC-GOF / IE-CT-LC-GOF**

Crimping tools for IP 20 + IP 67 connectors



- For fibre-optic SC/ST, IP 20 and IP 67 connectors
- For fibre-optic LC and IP 67 connectors

**IE-CT-SC-POF / IE-CT-SC-GOF-P**

Crimping tools for IP 20 + IP 67 connectors



- For polymer fibre-optic SC/ST, IP 20 and IP 67 connectors
- For fibre-optic, Profinet and Mobil cable SC/ST and IP 67 connectors



**Technical data**

| Tool data |
|-----------|
| Width     |
| Weight    |
| Note      |

| IE-CT-SC-GOF | IE-CT-LC-GOF |
|--------------|--------------|
| 250 mm       | 250 mm       |
| 730 g        | 730 g        |
|              |              |

| IE-CT-SC-POF | IE-CT-SC-GOF-P |
|--------------|----------------|
| 250 mm       | 250 mm         |
| 730 g        | 730 g          |
|              |                |

**Ordering data**

| Version |
|---------|
|         |
| Note    |

| Type         | Qty. | Order No.  |
|--------------|------|------------|
| IE-CT-SC-GOF | 1    | 9205320000 |
| IE-CT-LC-GOF | 1    | 9205330000 |

| Type           | Qty. | Order No.  |
|----------------|------|------------|
| IE-CT-SC-POF   | 1    | 9205340000 |
| IE-CT-SC-GOF-P | 1    | 9205350000 |



### Crimping tools for other contacts

- Ratchet for precise crimping
- Release option in the event of incorrect operation
- With end stop for exact positioning of the contacts

### HTX-IE-POF



- Only one tool needed for all SC-RJ plug processing steps
- For processing 1 mm thick polymer optical fibres, especially for the PROFINET and ETHERNET/IP-SC-RJ connectors
- For stripping Duplex polymer optical fibres
- The plugs are crimped and the POF fibres are separated, all in a single step
- Cut surfaces do not need to be polished after cutting
- Locator for precise positioning of the SC-RJ plugs
- Ergonomic handles
- High repeat accuracy

Three steps to produce IP 67 connectors:

- 1) Strip the polymer optical fibres
- 2) Crimp and separate
- 3) Crimp the strain relief

### Technical data

|                               |
|-------------------------------|
| <b>Description of contact</b> |
| Type of contact               |
| <b>Tool data</b>              |
| Width                         |
| Weight                        |
| <b>Note</b>                   |

|                                       |
|---------------------------------------|
| <b>HTX-IE-POF</b>                     |
| For 1 mm thick polymer optical fibres |
| 220 mm                                |
| 450 g                                 |
|                                       |

### Ordering data

|                |
|----------------|
| <b>Version</b> |
|                |
| <b>Note</b>    |

| Type       | Qty. | Order No.  |
|------------|------|------------|
| HTX-IE-POF | 1    | 1208870000 |
|            |      |            |

## Crimping tools for other contacts

## Crimping tool for other contacts

- Ratchet for precise crimping
- Release option in the event of incorrect operation
- With locator for exact positioning of the contacts

## CTF PV WM4

2.5...6 mm<sup>2</sup>

- For Weidmüller WM4 photovoltaic connectors and similar plugs
- For Multi-Contact MC4 2.5 mm<sup>2</sup> to 6 mm<sup>2</sup> and similar plugs
- For Hirschmann SunCon 4 mm<sup>2</sup> and similar plugs



## Technical data

|                               |
|-------------------------------|
| <b>Description of contact</b> |
| Type of contact               |
| Crimping range                |
| <b>Tool data</b>              |
| Width                         |
| Weight                        |
| <b>Note</b>                   |

|                         |
|-------------------------|
| <b>CTF PV WM4</b>       |
| F-plug / -sleeve        |
| 2.5...6 mm <sup>2</sup> |
| 250 mm                  |
| 730 g                   |
|                         |

## Ordering data

|                |
|----------------|
| <b>Version</b> |
|                |
| <b>Note</b>    |

| Type       | Qty. | Order No.  |
|------------|------|------------|
| CTF PV WM4 | 1    | 1222870000 |
|            |      |            |

**Crimping tools for other contacts**

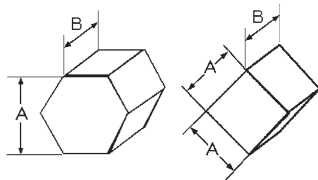
- Ratchet for precise crimping
- Release option in the event of incorrect operation

**HTG174 / HTX138 / HTX188**



For coaxial connectors such as BNC, TNC and N plugs

- **HTX 138**  
For connectors on Twinax coaxial cable



A = Width across flats  
B = Crimping width  
C = Ø Outer sleeve of coaxial plug  
D = Ø Centre contact



**HTG 58 / HTG 59 / HTG 58/59**



For coaxial connectors such as BNC and TNC plugs

- With cable RG 58, RG 59, RG 62, RG 71



**Technical data**

| Description of contact |
|------------------------|
| Type of contact        |
| Station 1: A / B       |
| Station 2: A / B       |
| Station 3: A / B       |
| C                      |
| D                      |
| Tool data              |
| Width                  |
| Weight                 |
| Note                   |

**Ordering data**

| Version |
|---------|
|         |
| Note    |

| HTG 174           | HTX 138           | HTX 188           |
|-------------------|-------------------|-------------------|
| Coaxial connector | Coaxial connector | Coaxial connector |
| 4.52 / 10 mm      | 8.24 / 10 mm      | 3.25 / 10 mm      |
| 1.72 / 2.3 mm     | 1.72 / 2.3 mm     | 1.72 / 2.3 mm     |
| 5.4 mm            | 9.5 mm            | 3.8 mm            |
| 2 mm              | 2 mm              | 2 mm              |
| 200 mm            | 200 mm            | 200 mm            |
| 420 g             | 420 g             | 420 g             |

| Type    | Qty. | Order No.  |
|---------|------|------------|
| HTG 174 | 1    | 9012410000 |
| HTX 138 | 1    | 9012400000 |
| HTX 188 | 1    | 9011990000 |

| HTG 58            | HTG 58/59         | HTG 59            |
|-------------------|-------------------|-------------------|
| Coaxial connector | Coaxial connector | Coaxial connector |
| 5.4 / 10 mm       | 5.4 / 10 mm       | 6.48 / 10 mm      |
| 1.72 / 2.3 mm     | 6.48 / 10 mm      | 1.72 / 2.3 mm     |
| 6.2 mm            | 1.72 / 2.3 mm     | 7.5 mm            |
| 2 mm              | 6.2 mm            | 2 mm              |
| 200 mm            | 2 mm              | 200 mm            |
| 420 g             | 200 mm            | 420 g             |

| Type      | Qty. | Order No.  |
|-----------|------|------------|
| HTG 58    | 1    | 9012000000 |
| HTG 58/59 | 1    | 9012020000 |
| HTG 59    | 1    | 9012010000 |

Crimping tools for other contacts

Crimping tools for other contacts

- Ratchet for precise crimping
- Release option in the event of incorrect operation

CTX 500 / 501 / 502



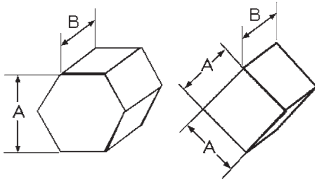
For coaxial connectors such as BNC, TNC and N plugs with coaxial cable

HTF SUB-D



For SUB-D contacts with open crimping claw

- ~AWG 28...20



A = Width across flats  
 B = Crimping width  
 C = Ø Outer sleeve of coaxial plug  
 D = Ø Centre contact



Technical data

| Description of contact |
|------------------------|
| Type of contact        |
| Station 1: A / B       |
| Station 2: A / B       |
| Station 3: A / B       |
| C                      |
| D                      |
| Tool data              |
| Width                  |
| Weight                 |
| Note                   |

| CTX 500           | CTX 501           | CTX 502           |
|-------------------|-------------------|-------------------|
| Coaxial connector | Coaxial connector | Coaxial connector |
| 10.54 / 12 mm     | 10.9 / 12 mm      | 9.3 / 12 mm       |
| 2.54 / 3.17 mm    | 2.45 / 3.17 mm    | 1.75 / 2.3 mm     |
| 12.2 mm           | 12.6 mm           | 10.7 mm           |
| 2.9 mm            | 2.8 mm            | 2 mm              |
| 250 mm            | 250 mm            | 250 mm            |
| 730 g             | 730 g             | 730 g             |

| HTF SUB-D |
|-----------|
| SUB-D     |
| 200 mm    |
| 438 g     |

Ordering data

| Version |
|---------|
| Note    |

| Type    | Qty. | Order No.  |
|---------|------|------------|
| CTX 500 | 1    | 9006320000 |
| CTX 501 | 1    | 9006370000 |
| CTX 502 | 1    | 9006380000 |

| Type      | Qty. | Order No.  |
|-----------|------|------------|
| HTF SUB-D | 1    | 9013260000 |

## Crimping tools for other contacts

- Ratchet for precise crimping
- Release option in the event of incorrect operation
- With end stop for exact positioning of the contacts
- Contact and insulation are crimped in one step

### HTF RSV 12 / HTF RSV 16

0.14...2.5 mm<sup>2</sup>

#### HTF RSV 16

- ~AWG 26...16

#### HTF RSV 12

- ~AWG 14...12



### HTF ZRV / HTF DFF / HTF AFK 2.5

0.2...2.5 mm<sup>2</sup>

#### HTF DFF

For contacts from the Weidmüller DFF series

- ~AWG 24...14
- 0.22...2.5 mm<sup>2</sup>

#### HTF ZRV

For contacts from the Weidmüller ZRV contact system and for MKF flat contacts from Grote &amp; Hartmann and similar designs

- ~AWG 24...17
- 0.2...1.0 mm<sup>2</sup>

#### HTF AFK 2.5

For FEKO ZRV contacts from Weidmüller's ZRV contact system or AFK contacts from Grote &amp; Hartmann and similar designs

- ~AWG 24...12
- 0.2...2.5 mm<sup>2</sup>



## Technical data

| Description of contact                              |
|---|
| Type of contact                                     |
| Crimping range                                      |
| Crimping range 1 (with multiple crimping positions) |
| Crimping range 2 (with multiple crimping positions) |
| Crimping range 3 (with multiple crimping positions) |
| Crimping range 4 (with multiple crimping positions) |
| Crimping range 5 (with multiple crimping positions) |
| Tool data   |
| Width   |
| Weight  |
| Note  |

| HTF RSV 12      | HTF RSV 16 WI   |
|-----------------|-----------------|
| RSV and DSTV-HD | RSV and DSTV-HD |
| 14 AWG...12 AWG | 26 AWG...16 AWG |
| 14 AWG          | 26 AWG...24 AWG |
| 12 AWG          | 22 AWG...20 AWG |
|                 | 22 AWG...20 AWG |
|                 | 16 AWG...18 AWG |
| Tool data       | Tool data       |
| Width           | 205 mm          |
| Weight          | 445 g           |
| Note            |                 |

| HTF ZRV                    | HTF DFF                     | HTF AFK 2.5               |
|----------------------------|-----------------------------|---------------------------|
| Weidmüller ZRV             | Weidmüller DFF              | Weidmüller FEKO ZRV       |
| 0.2...1 mm <sup>2</sup>    | 0.22...2.5 mm <sup>2</sup>  | 0.2...2.5 mm <sup>2</sup> |
| 0.2...0.35 mm <sup>2</sup> | 0.22...0.35 mm <sup>2</sup> | 0.2...3.5 mm <sup>2</sup> |
| 0.5...1 mm <sup>2</sup>    | 0.5...1 mm <sup>2</sup>     | 0.5...1 mm <sup>2</sup>   |
|                            | 1.5...2.5 mm <sup>2</sup>   | 1.5...2.5 mm <sup>2</sup> |
| Tool data                  | Tool data                   | Tool data                 |
| Width                      | 200 mm                      | 205 mm                    |
| Weight                     | 436 g                       | 445 g                     |
| Note                       |                             | 438 g                     |

## Ordering data

| Version |
|---------|
| Note    |

| Type            | Qty. | Order No.  |
|-----------------|------|------------|
| HTF RSV 12      | 1    | 9013550000 |
| HTF-RSV 12 ZERT | 1    | 9017890000 |
| HTF RSV 16 WI   | 1    | 9013560000 |
| HTF RSV 16 ZERT | 1    | 9017880000 |
| Note            |      |            |

| Type        | Qty. | Order No.  |
|-------------|------|------------|
| HTF ZRV     | 1    | 9014840000 |
| HTF DFF     | 1    | 9014140000 |
| HTF AFK 2.5 | 1    | 9201040000 |
| Note        |      |            |

## Pressing tools

### Pressing tools

- Pressing tool for modular plug connectors of the WE system (Western Electric and DEC)
- Ratchet for precise crimping
- Release option in the event of incorrect operation

#### 3 functions:

- Pressing of plug connectors
- Pressing of enclosure shielding
- Crimping of cable shielding

### TT 8 RS MP 8



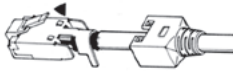
For 8-pole shielded RJ45 plugs

- AWG 27...24

Pressing of IDC contacts



Pressing of shielded enclosures



Crimping of shielded cable



### Technical data

|                               |
|-------------------------------|
| <b>Description of contact</b> |
| No. of poles                  |
| <b>Tool data</b>              |
| Width                         |
| Weight                        |
| <b>Note</b>                   |

|                     |
|---------------------|
| <b>TT 8 RS MP 8</b> |
| 8                   |
| 255 mm              |
| 1251 g              |
|                     |

### Ordering data

|                |
|----------------|
| <b>Version</b> |
|                |
| <b>Note</b>    |

| Type  | Qty. | Order No.  |
|---|------|------------|
| TT 8 RS MP 8  | 1    | 9202800000 |
| A large selection of RJ 45 connectors can be found in our current Industrial Ethernet Catalogue |      |            |


**Pressing tools**

- Pressing tool for modular plug connectors of the WE system (Western Electric and DEC)
- Ratchet for precise crimping
- Release option in the event of incorrect operation


**3 functions:**

- Cutting
- Stripping
- Crimping

**TT 864 RS WE**



**TT 1064 RS WE**




For up to 8-pole flat ribbon or flat-oval data cables

- AWG 28...24
- Connection of:
  - 4-pole WE plugs
  - 6-pole (RJ12) WE plugs
  - 6-pole WE plugs (DEC)
  - 8-pole (RJ45) WE plugs
- Triple crimping for RJ45
- For AMP plugs or versions with similar design
- Other versions on request

For up to 10-pole flat ribbon or flat-oval data cables

- AWG 28...24
- Connection of:
  - 4-pole WE plugs
  - 6-pole (RJ12) WE plugs
  - 6-pole WE plugs (DEC)
  - 10-pole (RJ45) WE plugs
- Triple crimping for RJ45
- For AMP plugs or versions with similar design
- Other versions on request



**Technical data**

|                  |
|------------------|
| <b>Tool data</b> |
| Width            |
| Weight           |
| <b>Note</b>      |

|                  |
|------------------|
| <b>TT 864 RS</b> |
| 205 mm           |
| 525 g            |
| <b>Note</b>      |

|                   |
|-------------------|
| <b>TT 1064 RS</b> |
| 205 mm            |
| 531 g             |
| <b>Note</b>       |

**Ordering data**

|                |
|----------------|
| <b>Version</b> |
| <b>Note</b>    |

| Type      | Qty. | Order No.  |
|-----------|------|------------|
| TT 864 RS | 1    | 9008120000 |

A large selection of RJ 45 connectors can be found in our current Industrial Ethernet Catalogue

| Type       | Qty. | Order No.  |
|------------|------|------------|
| TT 1064 RS | 1    | 9008190000 |

A large selection of RJ 45 connectors can be found in our current Industrial Ethernet Catalogue

**Accessories**

|             |
|-------------|
| <b>Note</b> |
|-------------|

| Type                   | Qty. | Order No.  |
|------------------------|------|------------|
| ERSATZMESSERSATZ TT864 | 1    | 9008130000 |

| Type                   | Qty. | Order No.  |
|------------------------|------|------------|
| ERSATZMESSERSATZ TT864 | 1    | 9008130000 |

## Mechanical and electrohydraulic cutting and crimping tool

The precision tools from Weidmüller are worldwide in use. This is a responsibility Weidmüller takes seriously, offering comprehensive services to support this global use.

Cables with large cross-sections are used in the generation and distribution of electricity. Reliable and safe connections and user-friendly processing of the cables must be guaranteed. These represent benchmarks of technological advances that are growing in importance.

### D





**EPG Cut 40 battery-powered hydraulic cutting tool**

- Electrohydraulic battery-powered cutting tool
- Cutting of CU-AL conductors up to Ø 40 mm
- Quick closure head rotatable up to 360°
- Automatic pressure limiting and monitoring with pressure sensor
- Motor switch-off and automatic return after completed cutting process
- Electronic control and monitoring of the cutting process
- Integrated service management and software updates via USB
- Multi-function electronics with sleep mode, maintenance display and battery monitoring
- Li-Ion battery with charge state display

**EPG CUT 40**



**Technical data**

|                                 |
|---------------------------------|
| <b>Description of contact</b>   |
| Punching force                  |
| <b>Tool data</b>                |
| Depth x width x height / Weight |
| <b>Note</b>                     |

|                              |
|------------------------------|
| <b>EPG CUT 40</b>            |
| 30 kN                        |
| 81 / 440 / 124 mm / 6400 GRM |
| Weight incl. battery         |

**Ordering data**

|                |
|----------------|
| <b>Version</b> |
| <b>Note</b>    |

| Type       | Qty. | Order No.  |
|------------|------|------------|
| EPG CUT 40 | 1    | 2453830000 |

**Accessories**

|   |
|---|
| Replacement battery Li-Ion 18 V, 1.5 Ah |
| Charger                                 |
| <b>Note</b>                             |

| Type           | Qty. | Order No.  |
|----------------|------|------------|
| AKKU EPG       | 1    | 1500840000 |
| LADEGERAET EPG | 1    | 1509370000 |

## Crimping tools PZ PK 6/70 and PZ RK 6/70

## Crimping tools

The cross section can be adjusted by turning the in-built revolving dies. So there is no need of changing dies. Furthermore this tool points by small measurements, light weight, optimized transmission ratio and an extremely high crimping quality due to precisely guided dies.

## PZ PK 6/70



Crimping tool for crimping compression cable lugs DIN 46235, compression connectors DIN 46267, aluminium cable lugs and connectors.

Crimping profile: hexagonal-shape with control embossing

## PZ RK 6/70



Crimping tool for crimping tubular cable lugs and connectors of the euro-series

Crimping profile: all around WM Style Crimp with control embossing



## Technical data

| Processing area    |  |
|--------------------|--|
| Crimping range     |  |
| Al mm <sup>2</sup> |  |
| Crimping width     |  |
| Tool data          |  |
| Depth              |  |
| Weight             |  |
| Note               |  |

| PZ PK 6/70         |                           |  |
|--------------------|---------------------------|--|
| Crimping range     | 6...70 mm <sup>2</sup>    |  |
| Al mm <sup>2</sup> | 10 ... 50 mm <sup>2</sup> |  |
| Crimping width     | 5 mm                      |  |
| Depth              | 515 mm                    |  |
| Weight             | 2000 g                    |  |
| Note               |                           |  |

| PZ RK 6/70         |                        |  |
|--------------------|------------------------|--|
| Crimping range     | 6...70 mm <sup>2</sup> |  |
| Al mm <sup>2</sup> |                        |  |
| Crimping width     | 5 mm                   |  |
| Depth              | 515 mm                 |  |
| Weight             | 2000 g                 |  |
| Note               |                        |  |

## Ordering data

| Version |  |
|---------|--|
| Note    |  |

| Type       | Qty. | Order No.  |
|------------|------|------------|
| PZ PK 6/70 | 1    | 1500470000 |
| Note       |      |            |

| Type       | Qty. | Order No.  |
|------------|------|------------|
| PZ RK 6/70 | 1    | 1500440000 |
| Note       |      |            |

**Crimping tools**

The cross section can be adjusted by turning the in-built revolving crimp insert. So there is no need of changing crimp inserts.

**PZ PK 10/120**



Crimping tool for crimping compression cable lugs DIN 46235, compression connectors DIN 46267, aluminium cable lugs and connectors

Crimping profile: hexagonal-shape with control embossing

**PZ RK 10/120**



Crimping tool for crimping tubular cable lugs and connectors of the euro-series. Furthermore this tool points by small measurements, light weight and an extremely high crimping quality due to WWM-crimping.

Crimping profile: all around WM Style Crimp with control embossing



**Technical data**

| Processing area    |  |
|--------------------|--|
| Crimping range     |  |
| Al mm <sup>2</sup> |  |
| Crimping width     |  |
| Tool data          |  |
| Depth              |  |
| Weight             |  |
| Note               |  |

| PZ PK 10/120       |                           |  |
|--------------------|---------------------------|--|
| Crimping range     | 10...120 mm <sup>2</sup>  |  |
| Al mm <sup>2</sup> | 10 ... 70 mm <sup>2</sup> |  |
| Crimping width     | 5 mm                      |  |
| Depth              | 660 mm                    |  |
| Weight             | 4100 g                    |  |
| Note               |                           |  |

| PZ RK 10/120   |                          |  |
|----------------|--------------------------|--|
| Crimping range | 10...120 mm <sup>2</sup> |  |
| Crimping width | 5 mm                     |  |
| Depth          | 660 mm                   |  |
| Weight         | 4100 g                   |  |
| Note           |                          |  |

**Ordering data**

| Version |  |
|---------|--|
|         |  |
| Note    |  |

| Type         | Qty. | Order No.  |
|--------------|------|------------|
| PZ PK 10/120 | 1    | 1500480000 |
| Note         |      |            |

| Type         | Qty. | Order No.  |
|--------------|------|------------|
| PZ RK 10/120 | 1    | 1500450000 |
| Note         |      |            |

## Crimping tool EPG 45

### Hydraulic battery crimping tool 45 kN

Battery-powered hydraulic compression hand-crimping tool for crimp cable lugs and connectors up to 150 mm<sup>2</sup>.

- extremely quick processing due to a three-stage axial piston pump
- wide application range up to 150 mm<sup>2</sup>
- 270° revolving head with quick opening and closing
- because of a flap closure easy working also in places with difficult access
- automatic pressure limits and monitoring through pressure sensor
- engine shutdown and automatic retract after completed pressing
- electronic regulation and supervision of the press process
- manual retract
- save of all crimps and error messages on internal memory
- selections of all cycles and error messages about USB interface
- no uncompleted pressing cycles through ongoing monitoring of the rest battery cargo load
- controlled engine drive to the life extension of gearbox, engine and battery
- integrated service management and software updates about the USB interface
- fast tool return pipe through high return flow volume
- sleep-mode; maintenance indication and battery control
- integrated, intelligent electronics assembly with multifunctional LED
- mini-USB interface for all standard computer systems for:
  - Crimping force graph and error indication
  - Service Check up
- Li-Ion battery with charge level indicator: 18 V 1.5 Ah

### EPG 45



#### Included in delivery

- Hydraulic tool including 1x battery and 1x battery charger
- Manual
- Software
- USB connection cable
- Carrying bag for tool and Crimping inserts



### Technical data

| Description of contact     |
|----------------------------|
| Drive                      |
| Pressing force / Deviation |
| Crimping range             |
| Charging time              |
| Tool data                  |
| Depth / Width / Height     |
| Weight                     |
| Note                       |

| EPG 45                            |
|-----------------------------------|
| Electro-hydraulic                 |
| 45 kN / 16 mm                     |
| 6...150 mm <sup>2</sup>           |
| 0.5 h                             |
| 80 / 370 / 123 mm                 |
| 2500 g                            |
| Weight incl. rechargeable battery |

| Range of application   | Ø mm <sup>2</sup> |
|--|-------------------|
| Crimping inserts WM-shape for euro-series  | 6 - 150           |
| Hexagonal crimping inserts for compression cable lugs (DIN 46235) + connectors (DIN 46267) | 6 - 150 (K5-K22)  |
| Mandrel crimping inserts for compression terminals DIN 46234                               | 6 - 50            |

### Ordering data

| Version |
|---------|
|         |
| Note    |

| Type   | Qty. | Order No.  |
|--------|------|------------|
| EPG 45 | 1    | 1500830000 |

### Accessories

| Replacement battery Li-Ion 18 V, 1.5 Ah |
|---|
| Charger                                 |
| Note                                    |

| Type           | Qty. | Order No.  |
|----------------|------|------------|
| AKKU EPG       | 1    | 1500840000 |
| LADEGERAET EPG | 1    | 1509370000 |

**WM-shape crimp inserts**

- For processing cable lugs and connectors from the Euro series

**Ordering data**

| Cu mm <sup>2</sup> | Crimping width, mm | Type               | Order No.  |
|--------------------|--------------------|--------------------|------------|
| 6                  | 7                  | ES EPG 45 WM 6     | 1500850000 |
| 10/70              | 7/5                | ES EPG 45 WM 10/70 | 1500870000 |
| 16/35              | 7/5                | ES EPG 45 WM 16/35 | 1500920000 |
| 25/50              | 12/5               | ES EPG 45 WM 25/50 | 1500880000 |
| 95                 | 5                  | ES EPG 45 WM 95    | 1500890000 |
| 120                | 5                  | ES EPG 45 WM 120   | 1500900000 |
| 150                | 5                  | ES EPG 45 WM 150   | 1994550000 |

**Hexagonal crimp inserts**

- For Crimping compression cable lugs DIN 46235
- CU crimp connectors DIN 46267 Part 1
- Al and Al/Cu compression cable lugs and connectors

**Ordering data**


| Identification No. | Cu mm <sup>2</sup> | Al mm <sup>2</sup> | Crimping width, mm | Type                | Order No.  |
|--------------------|--------------------|--------------------|--------------------|---------------------|------------|
| 5                  | 6                  |                    | 7                  | ES EPG 45 HEX 6     | 1500930000 |
| 6/16               | 10/70              | -/50               | 7/5                | ES EPG 45 HEX 10/70 | 1500940000 |
| 8/12               | 16/35              | -/16+25            | 12/5               | ES EPG 45 HEX 16/35 | 1500950000 |
| 10/14              | 25/50              | 10/35              | 12/5               | ES EPG 45 HEX 25/50 | 1500970000 |
| 18                 | 95                 | 70                 | 5                  | ES EPG 45 HEX 95    | 1500980000 |
| 20                 | 120                |                    | 5                  | ES EPG 45 HEX 120   | 1500990000 |
| 22                 | 150                |                    | 5                  | ES EPG 45 HEX 150   | 1994540000 |

**Indent crimp inserts**

- For crimp cable lugs DIN 46234
- Pin cable lugs DIN 46230
- Connectors, DIN 46341 Part 1

**Ordering data**

| Cu mm <sup>2</sup> | Crimping width, mm | Type             | Order No.  |
|--------------------|--------------------|------------------|------------|
| 6                  | 6                  | ES EPG 45 DIN 6  | 1501290000 |
| 10                 | 8                  | ES EPG 45 DIN 10 | 1501320000 |
| 16                 | 10                 | ES EPG 45 DIN 16 | 1501330000 |
| 25                 | 12                 | ES EPG 45 DIN 25 | 1501340000 |
| 35                 | 12                 | ES EPG 45 DIN 35 | 1501350000 |
| 50                 | 12                 | ES EPG 45 DIN 50 | 1501370000 |
| 70                 | 12                 | ES EPG 45 DIN 70 | 1501380000 |



## Crimping tools EPG 60 and HPG 60

## Crimping tools EPG 60 and HPG 60

- Electrohydraulic battery-powered crimping tool
- Processing of cable lugs and connectors up to 300 mm<sup>2</sup>
- Quick-closure head rotatable up to 270°
- Automatic pressure limiting and monitoring with pressure sensor
- Motor switch-off and automatic return after completed crimping process
- Electronic control and monitoring of the crimping process
- Integrated service management and software updates via USB
- Multi-function electronics with sleep mode, maintenance display and battery monitoring
- Li-Ion battery with charge state display

## EPG 60



## HPG 60



## Technical data

|                               |
|-------------------------------|
| <b>Description of contact</b> |
| Pressing force / Deviation    |
| Operating voltage             |
| Crimping range                |
| Charging time                 |
| <b>Tool data</b>              |
| Depth / Width / Height        |
| Weight                        |
| <b>Note</b>                   |

|                         |
|-------------------------|
| <b>EPG 60</b>           |
| 60kN / 17 mm            |
| 18 V DC                 |
| 6...300 mm <sup>2</sup> |
| 0.5 h                   |
| 80 / 385 / 125 mm       |
| 3300 g                  |
| Weight incl. battery    |

|                         |
|-------------------------|
| <b>HPG 60</b>           |
| 60kN /                  |
| 6...300 mm <sup>2</sup> |
| / 500 /                 |
| 4350 g                  |
| Weight incl. battery    |

## Ordering data

|                |
|----------------|
| <b>Version</b> |
| <b>Note</b>    |

| Type   | Qty. | Order No.  |
|--------|------|------------|
| EPG 60 | 1    | 2453810000 |

| Type   | Qty. | Order No.  |
|--------|------|------------|
| HPG 60 | 1    | 2453820000 |

## Accessories

|   |
|---|
| Replacement battery Li-Ion 18 V, 1.5 Ah |
| Charger                                 |
| <b>Note</b>                             |

| Type           | Qty. | Order No.  |
|----------------|------|------------|
| AKKU EPG       | 1    | 1500840000 |
| LADEGERAET EPG | 1    | 1509370000 |

**WM-shape crimp inserts**

- For crimping cable lugs and connectors of the Euro series

**Ordering data**

| Cu mm <sup>2</sup> | Crimping width, mm | Type             | Order No.  |
|--------------------|--------------------|------------------|------------|
| 6                  | 7                  | ES EPG 60 WM 6   | 2469380000 |
| 10                 | 7                  | ES EPG 60 WM 10  | 2469540000 |
| 16                 | 7                  | ES EPG 60 WM 16  | 2469550000 |
| 25                 | 12                 | ES EPG 60 WM 25  | 2469560000 |
| 35                 | 5                  | ES EPG 60 WM 35  | 2469570000 |
| 50                 | 5                  | ES EPG 60 WM 50  | 2469580000 |
| 70                 | 5                  | ES EPG 60 WM 70  | 2469590000 |
| 95                 | 5                  | ES EPG 60 WM 95  | 2469600000 |
| 120                | 5                  | ES EPG 60 WM 120 | 2469610000 |
| 150                | 5                  | ES EPG 60 WM 150 | 2469620000 |
| 185                | 5                  | ES EPG 60 WM 185 | 2469630000 |
| 240                | 5                  | ES EPG 60 WM 240 | 2469640000 |
| 300                | 5                  | ES EPG 60 WM 300 | 2469650000 |

**Hexagonal crimp inserts**

- For Crimping compression cable lugs DIN 46235
- CU crimp connectors DIN 46267 Part 1
- Al and Al/Cu compression cable lugs and connectors

**Ordering data**


| Identification No. | Cu mm <sup>2</sup> | Al mm <sup>2</sup> | Crimping width, mm | Type              | Order No.  |
|--------------------|--------------------|--------------------|--------------------|-------------------|------------|
| 5                  | 6                  |                    | 7                  | ES EPG 60 HEX 6   | 2505150000 |
| 6                  | 10                 |                    | 7                  | ES EPG 60 HEX 10  | 2505160000 |
| 8                  | 16                 |                    | 5                  | ES EPG 60 HEX 16  | 2505170000 |
| 10                 | 25                 | 10                 | 5                  | ES EPG 60 HEX 25  | 2505180000 |
| 12                 | 35                 | 16+25              | 5                  | ES EPG 60 HEX 35  | 2505190000 |
| 14                 | 50                 | 35                 | 5                  | ES EPG 60 HEX 50  | 2505200000 |
| 16                 | 70                 | 50                 | 5                  | ES EPG 60 HEX 70  | 2505210000 |
| 18                 | 95                 | 70                 | 5                  | ES EPG 60 HEX 95  | 2505220000 |
| 20                 | 120                |                    | 5                  | ES EPG 60 HEX 120 | 2505230000 |
| 22                 | 150                | 95+120             | 5                  | ES EPG 60 HEX 150 | 2505240000 |
| 25                 | 185                | 150                | 5                  | ES EPG 60 HEX 185 | 2505250000 |
| 28                 | 240                | 185                | 5                  | ES EPG 60 HEX 240 | 2505260000 |
| 32                 | 300                | 240                | 5                  | ES EPG 60 HEX 300 | 2505270000 |

**Indent crimp inserts**

- For crimping cable lugs DIN 46234
- Pin cable lugs DIN 46230
- Connector DIN 46341 Part 1

**Ordering data**

| Cu mm <sup>2</sup> | Crimping width, mm | Type              | Order No.  |
|--------------------|--------------------|-------------------|------------|
| 6                  | 5                  | ES EPG 60 DIN 6   | 2505280000 |
| 10                 | 7                  | ES EPG 60 DIN 10  | 2505290000 |
| 16                 | 10                 | ES EPG 60 DIN 16  | 2505300000 |
| 25                 | 10                 | ES EPG 60 DIN 25  | 2505310000 |
| 35                 | 10                 | ES EPG 60 DIN 35  | 2505320000 |
| 50                 | 12                 | ES EPG 60 DIN 50  | 2505330000 |
| 70                 | 12                 | ES EPG 60 DIN 70  | 2505340000 |
| 95                 | 16                 | ES EPG 60 DIN 95  | 2505350000 |
| 120                | 16                 | ES EPG 60 DIN 120 | 2505360000 |

**Crimp inserts for insulated crimp cables****Ordering data**

| Cu mm <sup>2</sup> | Crimping width, mm | Type             | Order No.  |
|--------------------|--------------------|------------------|------------|
| 10                 | 7                  | ES EPG 60 ISO 10 | 2577940000 |
| 16                 | 7                  | ES EPG 60 ISO 16 | 2577950000 |

**Trapezoidal crimp inserts****Ordering data**

| Cu mm <sup>2</sup> | Crimping width, mm | Type              | Order No.  |
|--------------------|--------------------|-------------------|------------|
| 25                 | 22                 | ES EPG 60 AEH 25  | 2577810000 |
| 35                 | 22                 | ES EPG 60 AEH 35  | 2577820000 |
| 50                 | 22                 | ES EPG 60 AEH 50  | 2577830000 |
| 70                 | 22                 | ES EPG 60 AEH 70  | 2577850000 |
| 95                 | 22                 | ES EPG 60 AEH 95  | 2577870000 |
| 120                | 22                 | ES EPG 60 AEH 120 | 2577880000 |
| 150                | 22                 | ES EPG 60 AEH 150 | 2577900000 |
| 185                | 22                 | ES EPG 60 AEH 185 | 2577930000 |



## Crimping tools APG 80

### Battery-powered compression tool APG 80

Electro-hydraulic battery hand press device for processing cable lugs and connectors of up to 400 mm<sup>2</sup>.

- Extremely fast processing thanks to two-stage hydraulic pump
- Large processing range up to 400 mm<sup>22</sup>
- 360° revolving quick-action crimping head
- Pressure release button actuated from both sides (left and right-handed use) in single-handed operation
- Integrated overpressure valve, no damage to tool or inserts even in the event of mispressings
- Lithium ion battery technology, therefore no memory effect, very low self-discharge
- High capacity due to 3.0 Ah battery
- Fixing lugs available for balancer and carry strap
- Ergonomic handle and balanced weight distribution ensure fatigue-free and safe operation
- The enclosure, handle shell and pressure release button are made entirely from insulating and impact-resistant plastic material
- All-purpose usage: inserts are available for all cable lug types
- Integrated electronics module for:
  - Permanent battery charge level monitoring
  - Monitoring of the working cycle and status display
  - Display of next service interval
  - Error display in the event of malfunctions

### APG 80

6...400 mm<sup>2</sup>



Included in delivery

- Battery-powered compression tool with battery and battery charger
- supporting loop for transport and safety
- transport plastic case



### Technical data

| Description of contact     |
|----------------------------|
| Pressing force / Deviation |
| Operating voltage          |
| Crimping range             |
| Charging time              |
| Tool data                  |
| Depth / Width / Height     |
| Weight                     |
| Note                       |

| APG 80                  |
|-------------------------|
| 80 kN /                 |
| 14.4 V                  |
| 6...400 mm <sup>2</sup> |
| 1 h                     |
| 95 / 406 / 310 mm       |
| 8360 GRM                |

### Ordering data

| Version |
|---------|
|         |
| Note    |

| Type   | Qty. | Order No.  |
|--------|------|------------|
| APG 80 | 1    | 1502390000 |

### Accessories

| Replacement battery Li-Ion 18 V, 1.5 Ah |
|---|
| Charger                                 |
| Note                                    |

| Type               | Qty. | Order No.  |
|--------------------|------|------------|
| AKKU APG/AKT       | 1    | 1502140000 |
| LADEGERAET APG/AKT | 1    | 1502170000 |



**WM-shape crimp inserts**

- For processing cable lugs and connectors from the Euro series

**Ordering data**

| Cu mm <sup>2</sup> | Crimping width, mm | Type             | Order No.  |
|--------------------|--------------------|------------------|------------|
| 6                  | 7                  | ES APG 80 WM 6   | 1502430000 |
| 10                 | 7                  | ES APG 80 WM10   | 1502440000 |
| 16                 | 7                  | ES APG 80 WM 16  | 1502470000 |
| 25                 | 12                 | ES APG 80 WM 25  | 1502480000 |
| 35                 | 12                 | ES APG 80 WM 35  | 1502490000 |
| 50                 | 12                 | ES APG 80 WM 50  | 1502500000 |
| 70                 | 12                 | ES APG 80 WM 70  | 1502520000 |
| 95                 | 12                 | ES APG 80 WM 95  | 1502530000 |
| 120                | 12                 | ES APG 80 WM 120 | 1502540000 |
| 150                | 5                  | ES APG 80 WM 150 | 1502550000 |
| 185                | 5                  | ES APG 80 WM 185 | 1502570000 |
| 240                | 7                  | ES APG 80 WM 240 | 1502580000 |
| 300                | 7                  | ES APG 80 WM 300 | 1502590000 |
|                    | 7                  | ES APG80 WM 400  | 2578060000 |

**Hexagonal crimp inserts**

- For crimping compression copper cable lugs DIN 46235
- Compression copper connectors DIN 46 267 part 1
- Aluminium and aluminium/copper cable lugs and connectors

**Ordering data**

| Identification No. | Cu mm <sup>2</sup> | Al mm <sup>2</sup> | Crimping width, mm | Type                | Order No.  |
|--------------------|--------------------|--------------------|--------------------|---------------------|------------|
| 5                  | 6                  | 7                  |                    | ES APG 80 HEX 6     | 1502600000 |
| 6                  | 10                 | 7                  |                    | ES APG 80 HEX 10    | 1502620000 |
| 8                  | 16                 | 12                 |                    | ES APG 80 HEX 16    | 1502630000 |
| 10                 | 25                 | 16                 | 12                 | ES APG 80 HEX 25    | 1502640000 |
| 12                 | 35                 | 25                 | 12                 | ES APG 80 HEX 35    | 1502650000 |
| 14                 | 50                 | 35                 | 12                 | ES APG 80 HEX 50    | 1502670000 |
| 16                 | 70                 | 50                 | 12                 | ES APG 80 HEX 70    | 1502680000 |
| 18                 | 95                 | 70                 | 10                 | ES APG 80 HEX 95    | 1502690000 |
| 20                 | 120                |                    | 10                 | ES APG 80 HEX 120   | 1502700000 |
| 22                 | 150                | 95+120             | 5                  | ES APG 80 HEX 150   | 1502720000 |
| 25                 | 185                | 150                | 5                  | ES APG 80 HEX 185   | 1502730000 |
| 28                 | 240                | 185                | 5                  | ES APG 80 HEX 240   | 1502740000 |
| 32                 | 300                | 240                | 7                  | ES APG 80 HEX 300   | 1502750000 |
| 32                 |                    | 300                | 7                  | ES APG 80 HEX 300AL | 1502780000 |

**Indent crimp inserts**

- For crimp cable lug DIN 46234
- Pin cable lugs DIN 46230
- Connectors, DIN 46341 Part 1

**Ordering data**

| Cu mm <sup>2</sup> | Crimping width, mm | Type              | Order No.  |
|--------------------|--------------------|-------------------|------------|
| 6                  | 6                  | ES APG 80 DIN 6   | 1502820000 |
| 10                 | 8                  | ES APG 80 DIN 10  | 1502830000 |
| 16                 | 10                 | ES APG 80 DIN 16  | 1502840000 |
| 25                 | 11                 | ES APG 80 DIN 25  | 1502850000 |
| 35                 | 11                 | ES APG 80 DIN 35  | 1502870000 |
| 50                 | 16                 | ES APG 80 DIN 50  | 1502880000 |
| 70                 | 16                 | ES APG 80 DIN 70  | 1502890000 |
| 95                 | 16                 | ES APG 80 DIN 95  | 1502900000 |
| 120                | 16                 | ES APG 80 DIN 120 | 1502790000 |
| 150                | 16                 | ES APG 80 DIN 150 | 1502800000 |
| 185                | 8                  | ES APG 80 DIN 185 | 1501800000 |
| 240                | 8                  | ES APG 80 DIN 240 | 1501820000 |

**Trapezoidal crimp inserts**

- For the processing of isolated and non-isolated wire-end ferrules
- Pressing width 24 mm (with 10 to 120 mm<sup>2</sup>)
- Pressing width 38 mm (with 150 to 240 mm<sup>2</sup>)

**Ordering data**

| Cu mm <sup>2</sup> | Crimping width, mm | Type              | Order No.  |
|--------------------|--------------------|-------------------|------------|
| 50                 | 24                 | ES APG 80 AEH 50  | 1502050000 |
| 70                 | 24                 | ES APG 80 AEH 70  | 1502070000 |
| 95                 | 24                 | ES APG 80 AEH 95  | 1502080000 |
| 120                | 24                 | ES APG 80 AEH 120 | 1502090000 |
| 150                | 38                 | ES APG 80 AEH 150 | 1502100000 |



## Battery / Battery charger

### Spare Li-Ion battery for APG

#### Ordering data

| Type         | Battery                | Weight | Order No.  |
|--------------|------------------------|--------|------------|
| AKKU APG/AKT | Li-Ion 14.4 V / 3.0 Ah | 560 g  | 1502140000 |



### Spare Li-Ion battery for EPG 45

#### Ordering data

| Type     | Battery              | Weight | Order No.  |
|----------|----------------------|--------|------------|
| AKKU EPG | Li-Ion 18 V / 1.5 Ah | 490 g  | 1500840000 |



### Charger for APG

#### Ordering data

| Type                     | Electrical connection    | Voltage range | Order No.  |
|--------------------------|--------------------------|---------------|------------|
| LADEGERAET APG/AKT       | 220 - 240 V / 50 - 60 Hz | 7,2 - 18 V    | 1502170000 |
| LADEGERAET APG/AKT 120 V | 220 - 240 V / 50 - 60 Hz | 7,2 - 18 V    | 1509390000 |



### Charger for EPG

#### Ordering data

| Type                   | Electrical connection    | Voltage range | Order No.  |
|------------------------|--------------------------|---------------|------------|
| LADEGERAET EPG         | 220 - 240 V / 50 - 60 Hz | 7,2 - 18 V    | 1509370000 |
| LADEGERAET EPG 45 120V | 220 - 240 V / 50 - 60 Hz | 7,2 - 18 V    | 1509380000 |





## Insertion tool for twisted-pair cable

### Insertion tool for twisted-pair cable


For connecting twisted-pair cable to terminal rails with IDC contacts e.g. in main and floor distributors, and in modular wall junction boxes for structured building cabling.

### PDT



The punch-down tool has the following features:

- Mechanism made from metal components
- Adjustable pressing force for conductor sizes AWG 20 to AWG 28
- Different blades for connector blocks of type 110 from AT&T, type 66, type LSA Plus from Krone (standard and scissors cutting function) as well as for telephone outlets 630A6
- Incision blades with 2 functions: incision or incision with cutting off of remaining conductor
- Storage compartment for one blade



- A = PD blade 110  
 B = PD blade 66  
 C = PD blade 630  
 D = PD blade Krone LSA (standard)  
 E = PD blade Krone LSA (scissors)

#### Technical data

Depth / Width / Height  
 Weight

Note

#### PUNCH DOWN TOOL PDT

37 / 160 / 29 mm

142 g

#### Ordering data

Version

Note

| Type                | Qty. | Order No.  |
|---------------------|------|------------|
| PUNCH DOWN TOOL PDT | 1    | 9013970000 |

(without blade)

#### Accessories

Note

| Type                 | Qty. | Order No.  |
|----------------------|------|------------|
| ERME LSA PLUS SCHERE | 1    | 9014050000 |

**Removal Tool CM3, CM5, HD****Removal Tool HD****CM3 Removal Tool**

Contact release tool for freeing crimp contacts in the Concept CM3 module

**CM5 Removal Tool**

Contact release tool for freeing crimp contacts in the Concept CM5 module

**HD Removal Tool**

Contact release tool for freeing crimp contacts in the Concept CM10 module

**Ordering data**

| Type              | Qty. | Order No.  |
|-------------------|------|------------|
| REMOVAL TOOL HD   | 1    | 1866730000 |
| Removal Tool CM 3 | 1    | 1866710000 |
| Removal Tool CM 5 | 1    | 1866720000 |

**Removal Tool CM20****Removal Tool CM 20**

Contact release tool for freeing crimp contacts in the Concept CM20 module

**Ordering data**

| Type               | Qty. | Order No.  |
|--------------------|------|------------|
| Removal Tool CM 20 | 1    | 1866740000 |

**Removal Tool HE****Removal Tool HE**

Contact release tool for the ConCept HE module and for releasing crimp contacts in the ConCept CM4 module

**Ordering data**

| Type            | Qty. | Order No.  |
|-----------------|------|------------|
| Removal Tool HE | 1    | 1866750000 |

**HDC-DW RSV 1.6**

Contact release tool for the ConCept module, or for dismantling stamped HD pin and socket contacts of type CB/CS and GB/GS

**Ordering data**

| Type       | Qty. | Order No.  |
|------------|------|------------|
| DW RSV 1.6 | 1    | 9004530000 |

**Removal Tool AFK**

Contact release tool for loosening FEKO ZRV contacts.

**Ordering data**

| Type             | Qty. | Order No.  |
|------------------|------|------------|
| Removal Tool AFK | 1    | 1866760000 |

**Replacement sleeve for contact release tool****Ordering data**

| Type                    | Qty. | Order No.  |
|-------------------------|------|------------|
| HÜLSE REMOVAL TOOL HD   | 5    | 1044100000 |
| HÜLSE REMOVAL TOOL CM 3 | 5    | 1044080000 |
| HÜLSE REMOVAL TOOL CM 5 | 5    | 1044090000 |



## Tools for polymer optical fibres

**HTX-HDC/POF****POF crimping**

Crimping of "polymer optical fibre" (POF) fibre-optical contacts.

- For plug and socket
- Ratchet for precise crimping
- Unlocks in case of incorrect operation
- Locator for precise contact positioning

**Contacts:**

- Fibre-optic cable HD contact socket for Ø1.0 mm POF
- Fibre-optic cable HD contact pin for Ø 1.0 mm POF

**Ordering data**

| Type        | Qty. | Order No.  |
|-------------|------|------------|
| HTX-HDC/POF | 1    | 9010950000 |

**Technical data**

|        |       |
|--------|-------|
| Depth  |       |
| Weight | 438 g |

**PB LWL/POF / PS LWL/POF****POF polishing**

For processing the cut surface of fibre-optic cables with polymer optical fibre (POF).

- Buffing disc (PS LWL/POF)
- Buffing sheet (PB LWL/POF)

**Ordering data**

| Type       | Qty. | Order No.  |
|------------|------|------------|
| PB LWL/POF | 1    | 9020400000 |
| PS LWL/POF | 1    | 9020390000 |

**AM LWL/POF****POF stripping**

Stripping fibre-optic cables. Fibre-optic cable with polymer optical fibres (POF).

- Longitudinal stop with scale is built into the tool
- Stripping direction is lengthwise to the fibre
- No damage to the optical fibre

**Ordering data**

| Type       | Qty. | Order No.  |
|------------|------|------------|
| AM LWL/POF | 1    | 9020360000 |

**LWL-stripax®**

Stripping and cutting tool for plastic fibre-optic cables with 1 mm diameter inner conductor

- Stripping length adjustable via end stop
- Automatic opening of the clamping jaws after stripping

**Ordering data**

| Type            | Qty. | Order No.  |
|-----------------|------|------------|
| M-D-STRIPAX LWL | 1    | 9003750000 |



Cable tie tools

RT 1

WSM Tool



For plastic cable ties with widths of 2.5...4.8 mm and a thickness of up to 1.6 mm.

- Tensioning and separating of cable ties in one step
- The tensioning force can be adjusted over a wide range to cover small to standard cable ties.
- For cable bundles of 1.6 mm to 100 mm diameter

For steel cable ties, 4.6 mm wide

- Tensioning and automatic separation of projecting cable ties in one step
- For steel cable ties, e.g. Weidsteel from Weidmüller



Technical data

|        |       |
|--------|-------|
| Depth  | 20 mm |
| Weight | 260 g |
| Note   |       |

|                              |       |  |
|------------------------------|-------|--|
| <b>KABELBINDERZANGE RT-1</b> |       |  |
| Depth                        | 20 mm |  |
| Weight                       | 260 g |  |
| Note                         |       |  |

|                           |       |  |
|---------------------------|-------|--|
| <b>WSM TOOL AUTOMATIK</b> |       |  |
| Depth                     | 20 mm |  |
| Weight                    | 579 g |  |
| Note                      |       |  |

Ordering data

|         |  |
|---------|--|
| Version |  |
| Note    |  |

| Type                  | Qty. | Order No.  |
|-----------------------|------|------------|
| KABELBINDERZANGE RT-1 | 1    | 1296000000 |
| Note                  |      |            |

| Type               | Qty. | Order No.  |
|--------------------|------|------------|
| WSM TOOL AUTOMATIK | 1    | 1774470000 |
| Note               |      |            |

## Cable tie tools

## Cable tie tools

## WSM Tool



For steel cable ties, 4.6 mm wide

- For pulling the steel cable ties tight; afterwards the cable tie can be removed by turning it 90°.



## Technical data

|        |  |
|--------|--|
| Depth  |  |
| Weight |  |
| Note   |  |

|                         |  |       |
|-------------------------|--|-------|
| <b>WSM TOOL MANUELL</b> |  |       |
|                         |  | 20 mm |
|                         |  | 633 g |
|                         |  |       |

## Ordering data

|         |  |
|---------|--|
| Version |  |
| Note    |  |

| Type             | Qty. | Order No.  |
|------------------|------|------------|
| WSM TOOL MANUELL | 1    | 1774480000 |
|                  |      |            |



### Operating aid for hand tools

- Simple hand tool mounting
- Can be used with all conventional hand tools
- Less manual force needed thanks to leverage
- Fast tool change
- Maintenance-free
- For medium-sized batches

### EASYCRIMP



- Operating aid for mechanical crimping tools
- Reliable quality from Weidmüller
- Wire-end ferrules, cable lugs and connectors



### Technical data

Drive  
 Fixing max.  
 Fixing min.  
 Grip width max.  
 Grip width max.  
 Grip height min.  
 Lever travel max.  
 Lever travel min.  
 Width / Depth / Height  
 Weight

Note

### EASYCRIMP

mechanical  
 68 mm  
 35 mm  
 28 mm  
 22 mm  
 12 mm  
 230 mm  
 140 mm  
 230 / 125 / 255 mm  
 5 kg

### Ordering data

Version

Note

| Type      | Qty. | Order No.  |
|-----------|------|------------|
| EASYCRIMP | 1    | 2000360000 |



# Pliers

---

|               |   |     |
|---------------|---|-----|
| <b>Pliers</b> | Introduction                              | E.2 |
|               | VDE-insulated combination pliers          | E.3 |
|               | VDE-insulated diagonal-cutting pliers     | E.4 |
|               | VDE-insulated telephone pliers            | E.5 |
|               | VDE-insulated flat- and round-nose pliers | E.6 |
|               | Wire stripping tools                      | E.7 |
|               | ESD pliers                                | E.8 |

---


# Pliers

Working on live systems calls for special safety procedures and special tools that have been specially produced and tested for such applications.

Weidmüller can provide users with a complete range of pliers which comply with national and international testing standards.

All Weidmüller pliers are produced and tested to DIN EN 60900.

Their ergonomic design fits snugly in the hand, resulting in a more natural, non-fatiguing hand position so you don't catch your fingers.



**VDE-insulated combination pliers**

Up to 1,000 V (AC) and 1,500 V (DC)

Protective insulation according to IEC 900, DIN EN 60900

- Drop-forged from high-quality special tool steels
- Safety handles with ergonomic and non-slip TPE VDE sleeve
- Made from shockproof, heat and cold resistant, non-flammable, cadmium-free TPE (thermoplastic elastomer)
- Elastic grip zone and hard core
- Highly-polished surface
- Electro-galvanised coating (nickel-chromium) protects against corrosion

**KBZ 160 / KBZ 180 / KBZ 200**

Combination pliers



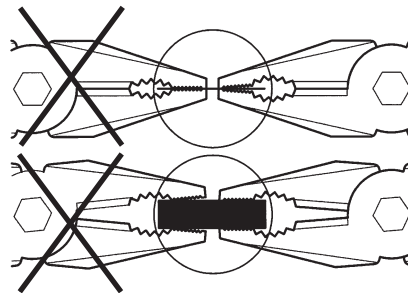
**KBZ 200**

Power combination pliers heavy-duty model (telegraph pliers)



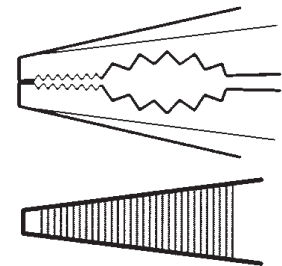
**Combination pliers acc. to DIN ISO 5746**

- With opening gap (see diagram)
- Films and metal sheets up to a thickness of 2.5 mm are gripped with the tip
- Up to a thickness of 2.5 mm, the gripping force pulls the workpiece towards the joint
- Extra-long cutter for ribbon and round cables
- For cutting soft and hard wires
- Cutting edges inductively hardened to approx. 60 HRC



**Telegraph pliers (combination pliers) acc. to DIN 5746**

- Heavy-duty model for demanding requirements
- Extra-long cutter for ribbon and round cables
- For cutting soft and hard wires
- Cutting edges inductively hardened to approx. 64 HRC
- For soft and piano wire



**Technical data**

| Cutting performance           |  |
|-------------------------------|--|
| Conductor diameter, max. (MH) |  |
| Conductor diameter, max. (H)  |  |
| Conductor diameter, max. (P)  |  |
| Tool data                     |  |
| Cutter hardness               |  |
| Total length                  |  |
| Weight                        |  |
| Note                          |  |

| KBZ 160  | KBZ 180 | KBZ 200 |
|--|---------|---------|
| 2.5 mm   | 2.8 mm  | 3 mm    |
| 1.8 mm   | 2.5 mm  | 2.5 mm  |
|  |         |         |
| 60   | 60      | 60      |
| 160 mm   | 180 mm  | 200 mm  |
| 230 g  | 290 g   | 362 g   |
| (MH) semi-hard wire; (H) hard wire; (P) piano wire |         |         |

| KBZ 200  |  |
|--|--|
| 3.8 mm   |  |
| 2.7 mm   |  |
| 2.3 mm   |  |
|  |  |
| 64   |  |
| 200 mm   |  |
| 412 g  |  |
| (MH) semi-hard wire; (H) hard wire; (P) piano wire |  |

**Ordering data**

| Version |  |
|---------|--|
|         |  |
| Note    |  |

| Type    | Qty. | Order No.  |
|---------|------|------------|
| KBZ 160 | 1    | 9046280000 |
| KBZ 180 | 1    | 9046290000 |
| KBZ 200 | 1    | 9046300000 |

| Type    | Qty. | Order No.  |
|---------|------|------------|
| KBZ 200 | 1    | 9046430000 |

## VDE-insulated diagonal-cutting pliers

### VDE-insulated diagonal-cutting pliers

Up to 1,000 V (AC) and 1,500 V (DC)

Protective insulation according to IEC 900, DIN EN 60900

- Drop-forged from high-quality special tool steels
- Safety handles with ergonomic and non-slip TPE VDE sleeve
- Made from shockproof, heat and cold resistant, non-flammable, cadmium-free TPE (thermoplastic elastomer)
- Elastic grip zone and hard core
- Highly-polished surface
- Electro-galvanised coating (nickel-chromium) protects against corrosion

### KSE 160 / KSE 200 / SE TOP

Professional diagonal-cutting pliers for piano wire



### SE HD 140 / SE HD 160 / SE HD 180

Diagonal-cutting pliers for hard wire



#### Diagonal-cutting pliers acc. to DIN ISO 5749

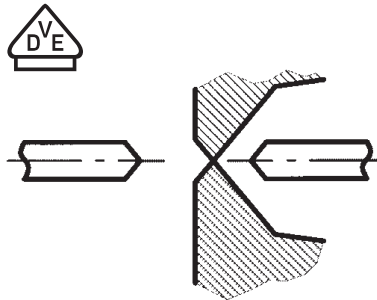
- Cutting edges inductively hardened to approx. 64 HRC
- For cutting soft wires and piano wire

#### KSE 160 - KSE 200

- Optimised transmission of force
- Optimised precision cutting edge

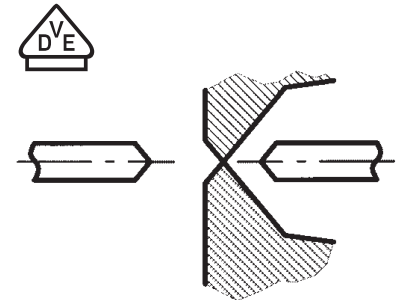
#### SE TOP

- With inlaid joint
- With precision cutting edges



#### Diagonal-cutting pliers acc. to DIN ISO 5749

- With inlaid joint
- With precision cutting edges
- Cutting edges inductively hardened to approx. 62 HRC
- Special tool steel



### Technical data

| Cutting performance           |  |
|-------------------------------|--|
| Conductor diameter, max. (MH) |  |
| Conductor diameter, max. (H)  |  |
| Conductor diameter, max. (P)  |  |
| Tool data                     |  |
| Cutter hardness               |  |
| Total length                  |  |
| Weight                        |  |
| Note                          |  |

| KSE 160  | KSE 200 | SE TOP |
|--|---------|--------|
| 3.5 mm   | 4.2 mm  | 3.5 mm |
| 2.5 mm   | 3 mm    | 2.5 mm |
| 2 mm   | 2.5 mm  | 2 mm   |
| 64   | 64      | 64     |
| 160 mm   | 200 mm  | 160 mm |
| 243 g  | 325 g   | 251 g  |
| (MH) semi-hard wire; (H) hard wire; (P) piano wire |         |        |

| SE HD 140  | SE HD 160 | SE HD 180 |
|--|-----------|-----------|
| 2.8 mm   | 3 mm      | 3.8 mm    |
| 2 mm   | 2.3 mm    | 3 mm      |
| 1.4 mm   | 1.6 mm    | 1.8 mm    |
| 62   | 62        | 62        |
| 140 mm   | 160 mm    | 180 mm    |
| 203 g  | 253 g     | 291 g     |
| (MH) semi-hard wire; (H) hard wire; (P) piano wire |           |           |

### Ordering data

| Version |
|---------|
|         |
| Note    |

| Type    | Qty. | Order No.  |
|---------|------|------------|
| KSE 160 | 1    | 9046410000 |
| KSE 200 | 1    | 9046420000 |
| SE TOP  | 1    | 9046340000 |

| Type      | Qty. | Order No.  |
|-----------|------|------------|
| SE HD 140 | 1    | 9046310000 |
| SE HD 160 | 1    | 9046320000 |
| SE HD 180 | 1    | 9046330000 |

**VDE-insulated telephone pliers**

Up to 1,000 V (AC) and 1,500 V (DC)

Protective insulation according to IEC 900, DIN EN 60900

- Drop-forged from high-quality special tool steels
- Safety handles with ergonomic and non-slip TPE VDE sleeve
- Made from shockproof, heat and cold resistant, non-flammable, cadmium-free TPE (thermoplastic elastomer)
- Elastic grip zone and hard core
- Highly-polished surface
- Electro-galvanised coating (nickel-chromium) protects against corrosion

**FRZ SG 160 / FRZ SG 200**

Half-round-nose pliers with cutter (telephone pliers)



**FRZ S 160 / FRZ S 200**

Half-round-nose pliers with cutter (telephone pliers)



**Bent telephone pliers with cutter**

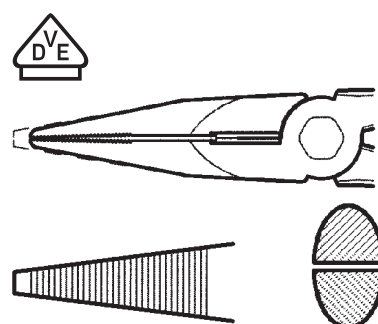
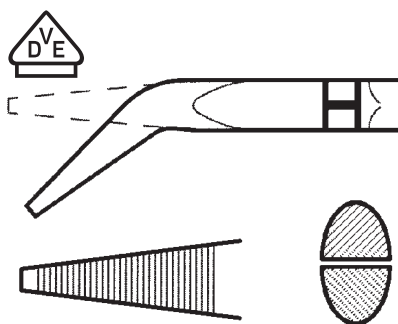
acc. to DIN ISO 5745 • Half-rounded jaws

- Serrated gripping surfaces
- Tip bent at 45°
- Cutting edges inductively hardened to approx. 60 HRC
- Special tool steel

**Telephone pliers with cutter**

acc. to DIN ISO 5745

- Half-rounded jaws
- Serrated gripping surfaces
- Cutting edges inductively hardened to approx. 60 HRC
- Special tool steel



**Technical data**

| Cutting performance           |  |
|-------------------------------|--|
| Conductor diameter, max. (MH) |  |
| Conductor diameter, max. (H)  |  |
| Tool data                     |  |
| Cutter hardness               |  |
| Total length                  |  |
| Weight                        |  |
| Note                          |  |

|  | FRZ SG 160 | FRZ SG 200 |
|--|------------|------------|
| Conductor diameter, max. (MH)                      | 2.5 mm     | 2.8 mm     |
| Conductor diameter, max. (H)                       | 1.6 mm     | 1.8 mm     |
| Tool data  |            |            |
| Cutter hardness                                    | 60         | 60         |
| Total length                                       | 160 mm     | 200 mm     |
| Weight   | 162 g      | 207 g      |
| Note   |            |            |
| (MH) semi-hard wire; (H) hard wire; (P) piano wire |            |            |

|  | FRZ S 160 | FRZ S 200 |
|--|-----------|-----------|
| Conductor diameter, max. (MH)                      | 2.5 mm    | 2.8 mm    |
| Conductor diameter, max. (H)                       | 1.6 mm    | 1.8 mm    |
| Tool data  |           |           |
| Cutter hardness                                    | 60        | 60        |
| Total length                                       | 160 mm    | 200 mm    |
| Weight   | 170 g     | 224 g     |
| Note   |           |           |
| (MH) semi-hard wire; (H) hard wire; (P) piano wire |           |           |

**Ordering data**

| Version |
|---------|
|         |
| Note    |

| Type       | Qty. | Order No.  |
|------------|------|------------|
| FRZ SG 160 | 1    | 9046390000 |
| FRZ SG 200 | 1    | 9046400000 |
| Note       |      |            |

| Type      | Qty. | Order No.  |
|-----------|------|------------|
| FRZ S 160 | 1    | 9046370000 |
| FRZ S 200 | 1    | 9046380000 |
| Note      |      |            |

VDE-insulated flat- and round-nose pliers

VDE-insulated flat- and round-nose pliers

Up to 1,000 V (AC) and 1,500 V (DC)

Protective insulation according to IEC 900, DIN EN 60900

- Drop-forged from high-quality special tool steels
- Safety handles with ergonomic and non-slip TPE VDE sleeve
- Made from shockproof, heat and cold resistant, non-flammable, cadmium-free TPE (thermoplastic elastomer)
- Elastic grip zone and hard core
- Highly-polished surface
- Electro-galvanised coating (nickel-chromium) protects against corrosion

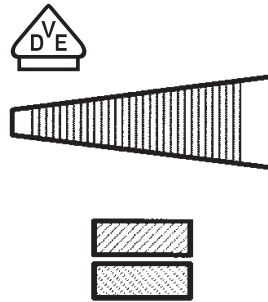
FZ 160

Flat-nose pliers



Flat-nose pliers acc. to DIN ISO 5745

- Serrated gripping surface
- With long jaw



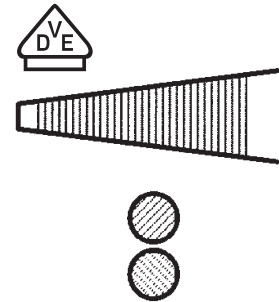
RZ 160

Round-nose pliers



Round-nose pliers acc. to DIN ISO 5745

- Serrated gripping surface
- With long jaw



Technical data

| Tool data    |        |
|--------------|--------|
| Total length | 160 mm |
| Weight       | 163 g  |
| Note         |        |

|        |  |  |
|--------|--|--|
|        |  |  |
| 160 mm |  |  |
| 163 g  |  |  |
|        |  |  |

|        |  |  |
|--------|--|--|
|        |  |  |
| 160 mm |  |  |
| 153 g  |  |  |
|        |  |  |

Ordering data

| Version |  |
|---------|--|
|         |  |
| Note    |  |

| Type   | Qty. | Order No.  |
|--------|------|------------|
| FZ 160 | 1    | 9046350000 |
|        |      |            |
| Note   |      |            |

| Type   | Qty. | Order No.  |
|--------|------|------------|
| RZ 160 | 1    | 9046360000 |
|        |      |            |
| Note   |      |            |



**Wire stripping tools**

Up to 1,000 V (AC) and 1,500 V (DC)

Protective insulation according to IEC 900, DIN EN 60900

- Drop-forged from high-quality special tool steels
- Safety handles with ergonomic and non-slip TPE VDE sleeve
- Made from shockproof, heat- and cold-resistant, non-flammable, cadmium-free TPE (thermoplastic elastomer)
- Elastic grip zone and hard core
- Highly-polished surface
- Nickel-chromium electro-galvanised coating protects against corrosion

**AIZ 160**

Wire stripping pliers



**Wire-stripping pliers according to DIN ISO 5744**

- For stripping cables and individual wires with an outer Ø of up to 5 mm
- Drop-forged
- High-frequency induction-tempered
- Setscrew and lock nut for setting the required wire diameter
- Opening spring for comfortable work
- Special tool steel



**Technical data**

|                                   |
|-----------------------------------|
| <b>Max. stripping performance</b> |
| Stripping diameter, max.          |
| <b>Tool data</b>                  |
| Total length                      |
| Weight                            |
| <b>Note</b>                       |

|                |
|----------------|
| <b>AIZ 160</b> |
| 5 mm           |
| 160 mm         |
| 193 g          |
|                |

**Ordering data**

|                |
|----------------|
| <b>Version</b> |
|                |
| <b>Note</b>    |
|                |

| Type    | Qty. | Order No.  |
|---------|------|------------|
| AIZ 160 | 1    | 9046440000 |
|         |      |            |

## ESD pliers

Weidmüller ESD pliers can be used with precision and safety when working with sensitive electronics. Electrostatic charging is prevented by the special material on the handle.

Electrostatic discharges (ESD) present a danger to electronics that should not be underestimated. The transferral or discharge of an electrostatic charge can cause significant damage. Charges smaller than 100 volts can cause damage to sensitive components. However, ESD with voltages under 2,000 volts can not be felt by humans. When working with components which are particularly sensitive to electrostatic discharges therefore, you need an electrostatic-free work environment and the properly designed tools.

The ESD pliers are particularly suited for use with electronics, including electronic switches and components, as well as with precision mechanics. All pliers feature an ESD-protected, two-coloured, double-component plastic hand grip. The grip material complied with all of the requirements for ESD hand-tool protection for working with ESD-sensitive components.

The 120 mm-long ESD pliers are available individually or as part of a four-piece set: diagonal-cutting pliers, angle-cutting pliers, with pointed head, flat-nose pliers and snipe-nosed pliers. ESD pliers are not appropriate for working with live components or component assemblies.



**SEE ESD 120****Electronic ESD diagonal-cutting pliers with pointed head**

- Harter Draht (Federdraht/Stahlnägel): 0,2 mm/AWG 32
- Mittelharter Draht (Eisen/Nägel): 1,0 mm/AWG 18
- Weicher Draht (Kupfer/Aluminium): 1,5 mm/AWG 15

**Ordering data**

| Type        | Qty. | Order No.  |
|-------------|------|------------|
| SEE ESD 120 | 1    | 9205130000 |

**Technical data**

|        |      |
|--------|------|
| Weight | 90 g |
|--------|------|

**SEE ESD 125****Electronic ESD diagonal-cutting pliers with oval head**

- Semi-hard wire (iron/nails): 0.3 mm/AWG 29
- Soft wire (copper/aluminium): 1.5 mm/AWG 15

**Ordering data**

| Type        | Qty. | Order No.  |
|-------------|------|------------|
| SEE ESD 125 | 1    | 9204750000 |

**Technical data**

|        |      |
|--------|------|
| Weight | 90 g |
|--------|------|

**FZE ESD 130****Electronic ESD flat-nosed pliers****Ordering data**

| Type        | Qty. | Order No.  |
|-------------|------|------------|
| FZE ESD 130 | 1    | 9204760000 |

**Technical data**

|        |      |
|--------|------|
| Weight | 90 g |
|--------|------|

**SZE ESD 130****Electronic ESD Snipe-nosed pliers****Ordering data**

| Type        | Qty. | Order No.  |
|-------------|------|------------|
| SZE ESD 130 | 1    | 9204770000 |

**Technical data**

|        |      |
|--------|------|
| Weight | 90 g |
|--------|------|

**SVSE ESD 130****Electronic ESD angle-cutting pliers**

- Hard wire (spring wire or steel nails): 0.6 mm/AWG 22
- Semi-hard wire (iron or nails): 1.0 mm/AWG 18
- Soft wire (copper or aluminium): 1.2 mm/AWG 16

**Ordering data**

| Type         | Qty. | Order No.  |
|--------------|------|------------|
| SVSE ESD 130 | 1    | 9205140000 |

**Technical data**

|        |      |
|--------|------|
| Weight | 93 g |
|--------|------|



**SUPER CUT****Electronic diagonal-cutting pliers**

- Soft wire (copper): 1.2 mm/AWG 16

**Ordering data**

| Type      | Qty. | Order No.  |
|-----------|------|------------|
| SUPER CUT | 1    | 9205150000 |

**KOF SET ESD****Electronic ESD case set**

Contents:

- Diagonal-cutting pliers
- Snipe-nosed pliers
- Flat-nose pliers
- Angle-cutting pliers

**Ordering data**

| Type        | Qty. | Order No.  |
|-------------|------|------------|
| KOF SET ESD | 1    | 9205210000 |



# Screwdrivers

|                     |  |      |
|---------------------|--|------|
| <b>Screwdrivers</b> | Introduction - Screwdrivers                  | F.2  |
|                     | Introduction - Electric screwdrivers         | F.4  |
|                     | Torque screwdriver with rechargeable battery | F.6  |
|                     | Bits   | F.8  |
|                     | Introduction - Torque screwdrivers           | F.10 |
|                     | Uninsulated torque screwdrivers              | F.11 |
|                     | VDE-insulated torque screwdrivers            | F.12 |
|                     | Special tools SAI                            | F.14 |
|                     | Cable gland tools                            | F.16 |
|                     | Screwdriver with cutting adapter             | F.17 |
|                     | Introduction - SlimLine screwdriver          | F.18 |
|                     | Introduction - Screwdrivers                  | F.20 |
|                     | VDE-insulated screwdrivers                   | F.21 |
|                     | Uninsulated screwdrivers                     | F.23 |
|                     | Weidmüller Allen key set                     | F.25 |
|                     | Pin and electrical cabinet key               | F.26 |

# Screwdrivers

Precisely the proper torque! It's indispensable when you require your work to be precise, effective and repeatable: for example when screwing in sensitive or expensive components, during assembly, final testing, or during quality inspection. This is the ideal job for Weidmüller's manual torque screwdriver with its ergonomic grip and its unique interchangeable bit system.

The Weidmüller screwdriver assortment is the perfect solution; it features the ergonomic design and versatility required for demanding professional applications. Weidmüller safeguards your safety, health, comfort and efficiency with our ergonomic design.

In order to establish secure manual screw connections, all Weidmüller screwdrivers and manual torque screwdrivers feature an advanced geometry, slip protection and a special SoftFinish® area. These qualities enable optimal handling and ensure electrical safety and hand protection even when working on the most critical and potentially dangerous applications.

Weidmüller offers a wide variety of electric screwdrivers, standard bits and innovative quick-change holders – the perfect additions to the manual torque screwdriver. They are the ideal tool for achieving a high level of repetitive accuracy, which is made possible through their ergonomic design and integrated automatic torque control which comes as standard.

Weidmüller also offers innovative solutions for special applications such as cable glands or the fastening of sensor cables.

## F





# Electric screwdrivers



## Electric screwdrivers / Weidmüller bits

Weidmüller **screwdrivers** are ideal for use with one hand due to their ergonomic design. They guarantee fatigue-free working whatever direction they are being used in, with an automatic torque limit and high a repetition accuracy.

The Weidmüller **bits** are standard, of high quality, with a wide range to choose from and all delivering superior performance. We use processor-controlled hardening processes which guarantee consistently high product quality.

The high-grade material enables torques far above those stipulated in the relevant DIN standards:

- DIN 5261 for PH/PZ bits
- DIN 5263 for slotted bits
- Camcar standard for Torx® bits

This means long service life at high torques, producing ideal conditions for standard work.



## Product benefits

- Suitable for all screw driving tasks
- Ideal for both manual and machine screw driving tasks due to the high hardness values of 59 – 61 HRC
- Good wear resistance and therefore a long service life
- Optimum fit in DIN screws for low wear and optimum torque transmission
- Manufactured with consistently high product quality based on the relevant ISO standards



**Easy handling**


The DMS Pro, with its 500 g and the non-slip rubber handle, fits snugly and securely in your hand. This means you work ergonomically and prevent rapid fatigue.

**Consistent torque**

Thanks to the electronic shut-off, the DMS Pro turns off when the set torque is reached. You are therefore assured that every screw is connected with the same torque even if the battery is nearly flat.

**Illuminated screwing point**

The LED work light illuminates the work area of the DMS Pro and helps you to find screws faster and easier in dark areas.



## Torque screwdriver with rechargeable battery

## Cordless torque screwdriver

- One-hand operation under all working conditions
- Clockwise/anticlockwise rotation
- Two speeds: 200 and 600 rpm<sup>1</sup>
- Precise torque pre-selection in 21 steps
- High repeat accuracy
- Switch easily from straight to pistol grip
- Bit holder: 1/4" ball-bearing fixing mechanism (Form E6.3)
- Transport lock prevents accidental operation
- Simple switchover from battery to manual operation up to approx. 15 Nm
- LED work light
- Electronic shut-off clutch
- 1.5 Ah Li-Ion battery technology
- Ergonomic handle design

## DMS PRO



## DMS PRO SET



## Technical data

| Screwdriver            |                              |
|------------------------|------------------------------|
| Rated voltage          | 3.6 V                        |
| Idling speed           | 200 u. 600 min <sup>-1</sup> |
| Max. coupling torque   | 3 Nm                         |
| Bit holder             | 1/4" DIN 3126 Form E6.3      |
| Length                 |                              |
| Weight                 | 500 g                        |
| Battery                |                              |
| Rechargeable batteries | Li-Ion battery               |
| Battery voltage        | 3.6 V                        |
| Charger                |                              |
| Charger input          | AC 220-240V~50-60Hz 30W      |
| Charger output         | DC 2.8...6V; 4.8A / 30W max. |
| Charging time          | 30 min                       |
| Weight                 | 500 g                        |
| Note                   |                              |

## Ordering data

| Version | Type         | Qty. | Order No.  |
|---------|--------------|------|------------|
|         | DMS PRO      | 1    | 1479120000 |
|         | DMS PRO ZERT | 1    | 1987840000 |
| Note    |              |      |            |

## Accessories

| Type              | Qty. | Order No.  |
|-------------------|------|------------|
| AKKU DMS PRO      | 1    | 1479110000 |
| LG DMS PRO/ DMS 3 | 1    | 9007460000 |
| Note              |      |            |

| LOW 200/min<br>HIGH 600/min |      |     |      |
|-----------------------------|------|-----|------|
| Lev                         | Nm   | Lev | Nm   |
| 01                          | 0.36 | 11  | 1.45 |
| 02                          | 0.46 | 12  | 1.55 |
| 03                          | 0.57 | 13  | 1.67 |
| 04                          | 0.66 | 14  | 1.78 |
| 05                          | 0.80 | 15  | 1.99 |
| 06                          | 0.87 | 16  | 2.14 |
| 07                          | 0.98 | 17  | 2.26 |
| 08                          | 1.10 | 18  | 2.41 |
| 09                          | 1.20 | 19  | 2.53 |
| 10                          | 1.36 | 20  | 2.67 |
|                             |      | 21  | 2.83 |
| Note                        |      |     |      |

| Type   | Qty. | Order No.   |
|--|------|-------------|
| DMS PRO SET (screwdriver incl. batterie, 1 additional battery, charger, bits, plastic carrying case)** | 1    | 1479090000* |
| DMS PRO SET ZERT   | 1    | 1987830000  |
| Note   |      |             |

\* available in Europe

\*\* see picture

**Torque screwdriver with rechargeable battery**

- One-hand operation under all working conditions
- Clockwise/anticlockwise
- Two speeds: 200 and 400 rpm<sup>1</sup>
- Precise torque pre-selection of approx. 0.3...3 Nm in 6 steps
- High reproducibility right up to complete discharge of the rechargeable battery
- Simple changeover from straight to pistol form
- Bit holder: 1/4" ball bearing fixing mechanism (form E6.3)
- Safety lock prevents unintentional activation
- Simple switchover from battery to manual operation up to 15 Nm

**DMS 3****DMS 3 Set****Technical data**

| Screwdriver                    |                              |
|--------------------------------|------------------------------|
| Rated voltage                  | 2.4 V                        |
| Idling speed                   | 200 u. 400 min <sup>-1</sup> |
| Torque setting, max.           | 3 Nm                         |
| Bit holder                     | 1/4" DIN 3126 Form E6.3      |
| Length                         |                              |
| Weight                         | 400                          |
| Battery                        |                              |
| Rechargeable batteries         | Ni-Mh cells                  |
| Weight of rechargeable battery | 122 g                        |
| Charger                        |                              |
| Charger input                  | 230 V AC; 50 Hz; 50 mA       |
| Charger output                 | 2.9 V AC; 1.4 A; 4.1 VA      |
| Charging time                  | 45 min                       |
| Weight of charger              | 700 g                        |
| Note                           |                              |

**Ordering data**

| Version |
|---------|
|         |
| Note    |
|         |

**Accessories**

| Type              | Qty. | Order No.  |
|-------------------|------|------------|
| AKKU DMS 3        | 1    | 9007450000 |
| LG DMS PRO/ DMS 3 | 1    | 9007460000 |
| Note              |      |            |

| Type                       | Qty. | Order No.  |
|----------------------------|------|------------|
| DMS 3                      | 1    | 9007440000 |
| DMS 3 ZERT                 | 1    | 9017870000 |
| Incl. rechargeable battery |      |            |
| Type                       | Qty. | Order No.  |
| AKKU DMS 3                 | 1    | 9007450000 |
| LG DMS PRO/ DMS 3          | 1    | 9007460000 |

| level | ca. Nm | ca. Nm | level | ca. Nm | ca. Nm |
|-------|--------|--------|-------|--------|--------|
|       | LOW    | HIGH   |       | LOW    | HIGH   |
| 1     | 0.3    | 0.45   | 4     | 1.0    | 1.15   |
| 1.1   | 0.35   | 0.5    | 4.1   | 1.1    | 1.25   |
| 1.2   | 0.45   | 0.6    | 4.2   | 1.2    | 1.3    |
| 1.3   | 0.5    | 0.65   | 4.3   | 1.3    | 1.4    |
| 2     | 0.55   | 0.7    | 5     | 1.35   | 1.45   |
| 2.1   | 0.6    | 0.75   | 5.1   | 1.45   | 1.5    |
| 2.2   | 0.65   | 0.8    | 5.2   | 1.5    | 1.6    |
| 2.3   | 0.7    | 0.85   | 5.3   | 1.6    | 1.7    |
| 3     | 0.75   | 0.95   | 6     | 2.5    | 2.5    |
| 3.1   | 0.8    | 1.0    |       |        |        |
| 3.2   | 0.85   | 1.0    |       |        |        |
| 3.3   | 0.95   | 1.1    |       |        |        |

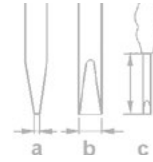
| Type  | Qty. | Order No.  |
|---|------|------------|
| DMS 3 set 1 (screwdriver incl. batterie, charger, bits, plastic carrying case)* | 1    | 9007470000 |
| DMS 3 set 2 (as set 1, with 1 additional battery)                               | 1    | 9007480000 |
| Bit-Box DMS3  | 1    | 9024970000 |
| DMS 3 set 1 Zert  | 1    | 9017450000 |
| DMS 3 set 2 Zert  | 1    | 9017420000 |

\*) see picture

## Bits

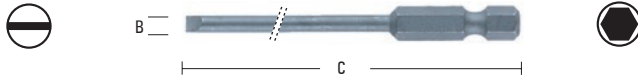
## Bits drive 1/4 E6.3

1/4" hexagon drive, acc. to DIN 3126,  
Shape E6.3 for direct machine connection



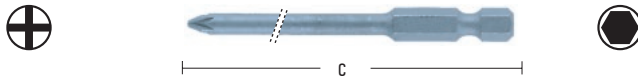
## Bit E6.3 S

Slotted bits DIN 5264,  
1/4" drive E6.3 DIN 3126



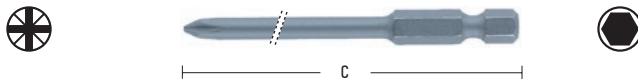
## Bit E6.3 PH

Crosshead bits, Phillips-recess type PH/DIN 5260.  
1/4" drive E6.3 DIN 3126



## Bit E6.3 PZ

Crosshead bits, Pozidrive type PZ/DIN 5262,  
1/4" drive E 6.3 DIN 3126



## Bit E6.3 Z

Slotted bits with pilot tip DIN 5264,  
1/4" drive E6.3 DIN 3126



## Bit E6.3 T

Torx® bits,  
drive 1/4" E6.3 DIN 3126



| Type                 | Size / AF | a   | b   | c   | Order No.  |
|----------------------|-----------|-----|-----|-----|------------|
| BIT E6,3 0,4x2,5x70  |           | 0.4 | 2.5 | 70  | 9202750000 |
| BIT E6,3 0,5x3,0x70  |           | 0.5 | 3   | 70  | 9024000000 |
| BIT E6,3 0,5x3,0x110 |           | 0.5 | 3   | 110 | 9205600000 |
| BIT E6,3 0,6x3,5x70  |           | 0.6 | 3.5 | 70  | 9024020000 |
| BIT E6,3 0,6x3,5x110 |           | 0.6 | 3.5 | 110 | 9205610000 |
| BIT E6,3 0,6x4,5x110 |           | 0.8 | 4.5 | 110 | 9205630000 |
| BIT E6,3 0,8x4,0x70  |           | 0.8 | 4   | 70  | 9024030000 |
| BIT E6,3 0,8x4,0x110 |           | 0.8 | 4   | 110 | 9205620000 |
| BIT E6,3 1,0x5,5x70  |           | 1   | 5.5 | 70  | 9024040000 |
| BIT E6,3 1,0x5,5x110 |           | 1   | 5.5 | 110 | 9205640000 |
| BIT E6,3 1,2x6,5x70  |           | 1.2 | 6.5 | 70  | 9202740000 |
| BIT E6,3 1,2x6,5x110 |           | 1.2 | 6.5 | 110 | 9205650000 |

|                 |   |    |            |
|-----------------|---|----|------------|
| BIT E6,3 PH1x70 | 1 | 70 | 9024080000 |
| BIT E6,3 PH2x70 | 2 | 70 | 9024090000 |

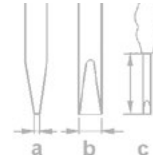
|                 |   |    |            |
|-----------------|---|----|------------|
| BIT E6,3 PZ1x70 | 1 | 70 | 9024100000 |
| BIT E6,3 PZ2x70 | 2 | 70 | 9024110000 |

|                      |     |     |    |            |
|----------------------|-----|-----|----|------------|
| BIT E6,3Z 0,6x3,5x70 | 0.6 | 3.5 | 70 | 9205670000 |
|----------------------|-----|-----|----|------------|

|              |            |
|--------------|------------|
| BIT E6,3 T15 | 1318350000 |
| BIT E6,3 T20 | 1318370000 |
| BIT E6,3 T40 | 1318380000 |

**Bits drive 1/4 E6.3**

1/4" hexagon drive, acc. to DIN 3126, shape E6.3 for direct machine connection (DMS2 1/4" E6.3)



**Bit-Box DMS3**

Weidmüller Bit Box, 9-piece with universal holder  
drive: 1/4" E6.3 DIN 3126; output: 1/4" E6.3; bits: 1/4" C6.3



| Type                | Size / AF | a   | b   | c  | Order No.  |
|---------------------|-----------|-----|-----|----|------------|
| UBH 1/4" E6,3       |           |     |     |    |            |
| BIT C6,3 0,5x4,0x25 |           | 0.5 | 4   | 25 |            |
| BIT C6,3 0,6x4,5x25 |           | 0.6 | 4.5 | 25 |            |
| BIT C6,3 PH0x25     |           |     |     | 25 |            |
| BIT C6,3 PH1x25     |           |     |     | 25 |            |
| BIT C6,3 PH2x25     |           |     |     | 25 |            |
| BIT C6,3 PZ0x25     |           |     |     | 25 |            |
| BIT C6,3 PZ1x25     |           |     |     | 25 |            |
| BIT C6,3 PZ2x25     |           |     |     | 25 |            |
| Bit-Box WI DMS 3    |           |     |     |    | 9024970000 |

**UBH 1/4 E6.3**

Short universal bit holder, magnetic  
drive: 1/4" E6.3 DIN 3126, output: 1/4" E6.3



|              |            |
|--------------|------------|
| UBH 1/4 E6,3 | 9009520000 |
|--------------|------------|

**BSH 1/4**

Bit holder with flexible shank for reaching awkward screws, for all bits, output drive: 1/4" C6.3 DIN 3126 with SoftFinish® grip



|         |     |            |
|---------|-----|------------|
| BHS 1/4 | 150 | 9009630000 |
|---------|-----|------------|

## DMS manual / DMSI manual

### Torque screwdrivers with insulation up to 1,000 V (VDE) DMSI manual

The „DMSI manual“ with an integral window scale, combined with a Weidmüller 1,000 V insulated (VDE) interchangeable blade, ensures controlled tightening of screws and maximum reliability in electrical applications.

Every 1,000 V insulated (VDE) handle and blade is tested and provides the necessary safety up to 1,000 V AC / 1,500 V DC.



### Torque screwdrivers DMS manual

This is a versatile tool suitable for a variety of jobs, with an integral scale for easy reading of the torque value and a Weidmüller interchangeable blade.



Scale



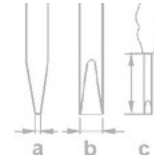
#### Each model is available with two torque ranges:

- 0.5 to 1.7 Nm
- 2.0 to 7.0 Nm
- setting tool included

#### Advantages:

- Compact and especially lightweight design
- Torque set with special tool (included) to ensure the right setting
- Ergonomic handle size to match the torque range
- Every tool checked and given an ID No., 100 % quality control with verification and product reference
- Audible, unmistakable click upon reaching the torque, no unnecessary effort
- Interchangeable blade made from high-quality wear-resistant tool steel
- All tools comply with the accuracy stipulations of: EN ISO 6798, BS EN 26789, ASME B107.14M
- Operating accuracy:  $\pm 6$  % of set scale value

Uninsulated torque screwdrivers



**DMS manual**

Torque screwdriver  
EN ISO 6798, BS EN 26789, ASME B107.14M



| Type                | Size / AF | a | b | c | Order No.  |
|---------------------|-----------|---|---|---|------------|
| DMS MANUELL 0,5-1,7 |           |   |   |   | 9918370000 |
| DMS MANUELL 2,0-7,0 |           |   |   |   | 9918380000 |

**WK S**

Interchangeable bits for torque screwdrivers  
Drive output acc. to DIN 5264, ISO 2380/1



|              |     |     |     |            |
|--------------|-----|-----|-----|------------|
| WK S 0,4x2,5 | 0.4 | 2.5 | 175 | 9918520000 |
| WK S 0,5x3,0 | 0.5 | 3   | 175 | 9918530000 |
| WK S 0,6x3,5 | 0.6 | 3.5 | 175 | 9918540000 |
| WK S 0,8x4,0 | 0.8 | 4   | 175 | 9918550000 |
| WK S 1,0x5,5 | 1   | 5.5 | 175 | 9918560000 |

**WK K PZ (10)**

Interchangeable bits for torque screwdrivers  
Drive output acc. to DIN 5260-PZ, ISO 8764/1-PZ



|          |  |  |     |            |
|----------|--|--|-----|------------|
| WK K PZ0 |  |  | 175 | 9918600000 |
| WK K PZ1 |  |  | 175 | 9918610000 |
| WK K PZ2 |  |  | 175 | 9918620000 |

**WK K PH**

Interchangeable bits for torque screwdrivers  
Drive output acc. to DIN 5260-PH, ISO 8764/1-PH



|          |  |  |     |            |
|----------|--|--|-----|------------|
| WK K PH0 |  |  | 175 | 9918570000 |
| WK K PH1 |  |  | 175 | 9918580000 |
| WK K PH2 |  |  | 175 | 9918590000 |

**WGK 1/4 C.6.3 E6.3**

Interchangeable bit with bit holder for torque screwdrivers  
Drive output: 1/4" C6.3 and 1/4" E6.3



|                  |  |  |  |            |
|------------------|--|--|--|------------|
| WK 1/4 C6,3 E6,3 |  |  |  | 9202510000 |
|------------------|--|--|--|------------|

## VDE-insulated torque screwdrivers

## VDE-insulated torque screwdrivers

## VDE-insulated torque screwdrivers

VDE-insulated torque screwdriver  
EN ISO 6798, BS EN 26789, ASME B107.14M



## Bit holder



## VDE slimBit Schlitz



## VDE slimBit Phillips



## VDE slimBit Pozidrive PZ



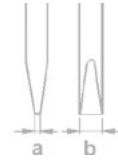
## VDE slimBit Torx



## VDE slimBit Robertson



## VDE slimBit Hex



| Type                 | Size / AF | a | b | Order No.  |
|----------------------|-----------|---|---|------------|
| DMSI MANUELL 0,5-1,7 |           |   |   | 9918390000 |
| DMSI MANUELL 2,0-7,0 |           |   |   | 9918400000 |

|               |            |
|---------------|------------|
| WK I SLIM BIT | 2489300000 |
|---------------|------------|

|                  |     |     |            |
|------------------|-----|-----|------------|
| WB SI SL 0,8x4,0 | 0.8 | 4   | 2433190000 |
| WB SI SL 0.4X2.5 | 0.4 | 2.5 | 2433160000 |
| WB SI SL 0.5X3.0 | 0.5 | 3   | 2433170000 |
| WB SI SL 0.6X3.5 | 0.6 | 3.5 | 2433180000 |
| WB SI SL 1,0x5,5 | 1   | 5.5 | 2433200000 |

|              |            |
|--------------|------------|
| WB IK SL PH1 | 2433210000 |
| WB IK SL PH2 | 2433220000 |

|              |            |
|--------------|------------|
| WB IK SL PZ1 | 2433230000 |
| WB IK SL PZ2 | 2433240000 |

|          |            |
|----------|------------|
| WB I T10 | 2506000000 |
| WB I T15 | 2506010000 |
| WB I T20 | 2506020000 |

|           |            |
|-----------|------------|
| WB I VK 1 | 2506030000 |
| WB I VK 2 | 2506040000 |

|             |            |
|-------------|------------|
| WB I SK 2.5 | 2506050000 |
| WB I SK 3   | 2506060000 |
| WB I SK 4   | 2506070000 |
| WB I SK 5   | 2506080000 |







**The Torque Screwty®**

- Easier work
- Screw-on circular plug, safety sealed

**The perfect tool for all situations**

Screwty® is the ideal, universal tool for tightening and releasing cable glands on all common sensor and actuator cables. The Screwty® can also reach those round plugs normally considered inaccessible! No great force is required – simply turn the tool to tighten or release the plug-in connector as required. The Screwty® also fits the majority (more than 90 %) of the cables and plug-in connectors of other suppliers and is therefore a unique tool useful throughout the world. The Screwty® consists of a handle with a conventional 1/4" fitting. This means it can be used for all sizes: for M12 and M8 round plugs, and the M12F and M8F types, also for plugs and sockets on custom cables.

The Screwty® is suitable for the following round plugs:

| Size   | M8         | M8F          | M12          | M12F         |
|--------|------------|--------------|--------------|--------------|
|        | 10 ±0,3 mm | 11,9 ±0,3 mm | 14,5 ±0,3 mm | 19,8 ±0,3 mm |
| Thread | M8x1       | M8x1         | M12x1        | M12x1        |

An adjustable torque fitting is also available for the Screwty® – for guaranteeing extra reliability during installation.

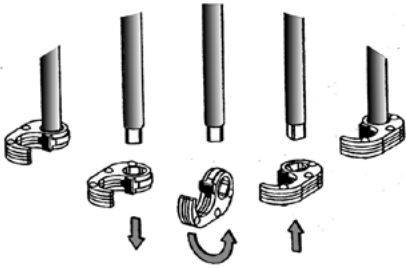
The torque can be infinitely adjusted between 0.5 and 1.7 Nm. This accurate setting enables all round plugs to be tightened precisely with a certain torque.

Weidmüller specifies the following torques for its round plugs:

| Size   | M8         | M8F        | M12        | M12F       |
|--------|------------|------------|------------|------------|
| Torque | 0,5-0,6 Nm | 0,5-0,6 Nm | 0,8-1,2 Nm | 0,8-1,2 Nm |
| Thread | M8x1       | M8x1       | M12x1      | M12x1      |

The Screwty® can also be fitted with other blades to create a torque screwdriver.

F



**Simply turn the ratchet to tighten or loosen the cable gland.**



**Use of a M12 Screwty®**

1. Position Screwty®
2. Tighten connector
3. Finished!



**Use of a M23 Screwty®**

### Screwty® standard



#### Ordering data

| Type           | Use                           | Qty. | Order No.  |
|----------------|-------------------------------|------|------------|
| Screwty® M12   | moulded M12 lines             | 1    | 1900000000 |
| Screwty® M8    | moulded M8 lines              | 1    | 1900010000 |
| Screwty® M12 F | M12 plugs for custom assembly | 1    | 1900020000 |
| Screwty® M8 F  | M8 plugs for custom assembly  | 1    | 1900030000 |

### Screwty® Set



#### Ordering data

| Type         | Qty. | Order No.  |
|--------------|------|------------|
| Screwty® Set | 1    | 1910000000 |

| Type         | Contents   |
|--------------|--|
| Screwty® Set | 1x Screwty® standard handle + 1 M12, M8, M12 F, M8 F attachments |

### Screwty® attachments



Screwty® M8 attachment

Screwty® M8 F attachment

Screwty® M12 attachment

Screwty® M12 F attachment

Screwty® M23 attachment

#### Ordering data

| Type                   | Qty. | Order No.  |
|------------------------|------|------------|
| Screwty® M12 KO o. SD  | 1    | 1900100000 |
| Screwty® M8 KO o. SD   | 1    | 1900110000 |
| Screwty® M12F KO o. SD | 1    | 1900120000 |
| Screwty® M8F KO o. SD  | 1    | 1900130000 |
| Screwty® M23 LS        | 1    | 1981560000 |

#### Legend:

|             |   |
|-------------|---|
| F           | for custom assemblies                     |
| DM          | torque                                    |
| KO o. SD    | ratchet only (attachment)                 |
| Screwty®    | screwdriver                               |
| Screwty® DM | torque screwdriver, interchangeable blade |
| WK          | interchangeable blade                     |
| LS          | power plug                                |

### Screwty® with torque fitting

Setting aid for Screwty® with torque fitting (included)



#### Ordering data

| Type              | Use  | Qty. | Order No.  |
|-------------------|--|------|------------|
| Screwty®-M12-DM   | moulded M12 lines with torque requirement          | 1    | 1900001000 |
| Screwty®-M8-DM    | moulded M8 lines with torque requirement           | 1    | 1900011000 |
| Screwty®-M12 F-DM | M12 plugs, custom assembly with torque requirement | 1    | 1900021000 |
| Screwty®-M8 F-DM  | M8 plugs, custom assembly with torque requirement  | 1    | 1900031000 |

#### Fittings

| Type              | Contents   |
|-------------------|--|
| Screwty®-M12-DM   | 1 interchangeable blade, 1 torque handle, 1 setting aid for Screwty® torque, 1 Screwty® M12 attachment   |
| Screwty®-M8-DM    | 1 interchangeable blade, 1 torque handle, 1 setting aid for Screwty® torque, 1 Screwty® M18 attachment   |
| Screwty®-M12 F-DM | 1 interchangeable blade, 1 torque handle, 1 setting aid for Screwty® torque, 1 Screwty® M12 F attachment |
| Screwty®-M8 F-DM  | 1 interchangeable blade, 1 torque handle, 1 setting aid for Screwty® torque, 1 Screwty® M18 F attachment |

### Screwty® Set-DM



#### Ordering data

| Type            | Qty. | Order No.  |
|-----------------|------|------------|
| Screwty® Set-DM | 1    | 1920000000 |

| Type            | Contents   |
|-----------------|--|
| Screwty® Set-DM | 1 interchangeable blade, 1 torque handle, 1 setting aid for Screwty® torque, 1 each of Screwty® M12, M8, M12 F, M8 F attachments |

### Screwty® interchangeable handle/interchangeable bit



#### Ordering data

| Type               | Use | Qty. | Order No.  |
|--------------------|-----|------|------------|
| 1/4" handle        |     | 1    | 4294820000 |
| WK-1/4" (Screwty®) |     | 1    | 1862200000 |

## Cable gland tools

## Cable gland tools

Screwing tool for all types of cable glands.

- Can tighten or loosen several rows of cable glands
- No deforming of the cable glands

## FleCaFix 11/24

Cable gland tool



- Spanner size: SW 11 - SW 24
- Infinite adjustment of spanner size
- Ratchet function: not necessary to remove tool between turns
- Authentic one-hand tool

## FleCaFix 24/36

Cable gland tool



- Spanner size: SW 24 - 36
- Infinite adjustment of spanner size
- Ratchet function: not necessary to remove tool between turns
- Authentic one-hand tool



## Technical data

| Tool data              |                  |                  |
|------------------------|------------------|------------------|
| Depth / Width / Height | 30 / 190 / 60 mm | 30 / 204 / 60 mm |
| Weight                 | 190 g            | 240 g            |
| AF size                | 11 - 24 mm       | 24 - 36 mm       |
| Note                   |                  |                  |

## Ordering data

| Version | Type           | Qty. | Order No. | Type           | Qty. | Order No. |
|---------|----------------|------|-----------|----------------|------|-----------|
|         | FLECAFIX 11/24 | 1    | 901590000 | FLECAFIX 24/36 | 1    | 901598000 |
| Note    |                |      |           |                |      |           |

**Screwdriver with cutting adapter**

For the pinch-free cutting of copper cable.

- Solid up to 1.5 mm<sup>2</sup>
- Flexible up to 2.5 mm<sup>2</sup>

**swifty®****swifty®**

- cable cutter which fits onto uninsulated screwdrivers, with a blade diameter of 3.5 mm
- Minimal hand force required
- Cutter opens automatically
- Ergonomic handle design

**swifty® set**

- Logical operation
- Can be used for screw and tension clamp terminals
- Pocket format - always ready to hand
- Suitable for right- and left-hand use
- One-handed operation

**swifty® set****Technical data**

| Max. cutting performance, copper cable |                     |
|--|---------------------|
| Copper cable - solid, max.             | 1.5 mm <sup>2</sup> |
| Copper cable - flexible, max.          | 2.5 mm <sup>2</sup> |
| Tool data                              |                     |
| Depth / Width / Height                 | 18 / 35 / 40 mm     |
| Weight                                 | 20 g                |
| Note                                   |                     |

**Ordering data**

| Version             | Type   | Qty. | Order No.  |
|---------------------|--------|------|------------|
| without screwdriver | SWIFTY | 1    | 9006020000 |
| Note                |        |      |            |


| Type                           | Qty. | Order No.  |
|--------------------------------|------|------------|
| swifty® set (with screwdriver) | 1    | 9006060000 |
| Screwdriver (SD 0,6 3,5x100)   | 1    | 9008330000 |
| Note                           |      |            |

## SlimLine screwdriver

### VDE insulated screwdriver with thin blade

The SlimLine screwdriver design allows you to reach deeply inset fittings and tension clamp terminals which cannot normally be reached using a standard VDE screwdriver. The SlimLine screwdrivers can be used for Weidmüller's Z-series of terminal blocks. The tools have an ergonomically designed grip so that they can be used without causing pain or stress. The SoftFinish® zone delivers excellent feel, ensures electrical safety and is easy on your hands.

#### A blade that is up to 33 % thinner



The moulded protective insulation, applied directly to the shaft ensures safety and protection during critical applications at levels of up to 1,500 V (DC) or 1,000 V (AC).

#### Ergonomic design



The ergonomic grip design makes for a comfortable screwing process and excellent handling. The SoftFinish® zone prevents the tool from slipping away and thus makes higher torques possible.

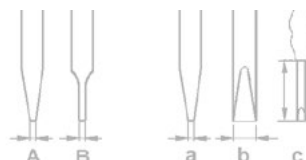


#### Security



The moulded protective insulation, applied directly to the shaft ensures safety and protection during critical applications at levels of up to 1,500 V (DC) or 1,000 V (AC).

SlimLine screwdriver insulated acc. to VDE specs



**SDI SL S**

VDE-insulated slotted screwdriver, SDI SL DIN 7437, ISO 2380/2, Output acc. to DIN 5264, ISO 2380/1, SoftFinish® handle



**SDIK SL PH**

VDE-insulated crosshead screwdriver, Phillips type, SDIK PH DIN 7438, ISO 8764/2-PH, output acc. to ISO 8764-PH, SoftFinish® handle



**SDIK SL PZ**

VDE-insulated slotted screwdriver, SDI SL DIN 7437, ISO 2380/2, Output acc. to DIN 5264, ISO 2380/1, SoftFinish® handle



**SDIS SL 3.5-6.5/PH/1/2**

6-piece set: VDE-insulated slotted and crosshead PH screwdriver set



**SDI SL 3.5-6.5/PZ/1/2**

6-piece set: VDE-insulated slotted and crosshead PZ screwdriver set



| Type                | Blade type | Size / AF | a   | b   | c   | Order No.  |
|---------------------|------------|-----------|-----|-----|-----|------------|
| SDIS SL 0.6X3.5X100 |            |           | 0.6 | 3.5 | 100 | 1274660000 |
| SDIS SL 0.8X4.0X100 |            |           | 0.8 | 4   | 100 | 1274670000 |
| SDIS SL 1.0X5.5X125 |            |           | 1   | 5.5 | 125 | 1274680000 |
| SDIS SL 1.2X6.5X150 |            |           | 1.2 | 6.5 | 150 | 1274690000 |

|             |          |     |            |
|-------------|----------|-----|------------|
| SDIK PH1 SL | size PH1 | 80  | 1274710000 |
| SDIK PH2 SL | Gr. PH2  | 100 | 1274720000 |

|             |          |     |            |
|-------------|----------|-----|------------|
| SDIK PZ1 SL | size PZ1 | 80  | 1274730000 |
| SDIK PZ2 SL | Gr. PZ2  | 100 | 1274740000 |
| SDIS SL PZ2 | Gr. PZ2  | 100 | 1552230000 |

|                       |          |     |     |            |
|-----------------------|----------|-----|-----|------------|
| SDIS SL 0.6X3.5X100   | 0.6      | 3.5 | 100 |            |
| SDIS SL 0.8X4.0X100   | 0.8      | 4   | 100 |            |
| SDIS SL 1.0X5.5X125   | 1        | 5.5 | 125 |            |
| SDIS SL 1.2X6.5X150   | 1.2      | 6.5 | 150 |            |
| SDIK PH1 SL           | size PH1 | 80  |     |            |
| SDIK PH2 SL           | Gr. PH2  | 100 |     |            |
| SDI SL S3.5-6.5/PH1/2 |          |     |     | 1274750000 |

|                       |          |     |     |            |
|-----------------------|----------|-----|-----|------------|
| SDIS SL 0.6X3.5X100   | 0.6      | 3.5 | 100 |            |
| SDIS SL 0.8X4.0X100   | 0.8      | 4   | 100 |            |
| SDIS SL 1.0X5.5X125   | 1        | 5.5 | 125 |            |
| SDIS SL 1.2X6.5X150   | 1.2      | 6.5 | 150 |            |
| SDIK PZ1 SL           | size PZ1 | 80  |     |            |
| SDIK PZ2 SL           | Gr. PZ2  | 100 |     |            |
| SDI SL S3.5-6.5/PZ1/2 |          |     |     | 1445930000 |

# Screwdrivers

Weidmüller screwdrivers come in four different grip sizes, and are the result of a consistent grip concept which takes into account both the human hand and the different work requirements and conditions.

- Perfect handling with all grip sizes
- Maximum torques
- Optimum transmission of axial force
- Complete range including all commercial sizes



## SoftFinish® grip



Weidmüller's SoftFinish® grip zone for use in dry conditions and for general applications offers customers a complete range of screwdrivers that enables far higher torques as well as substantially more comfort due to the soft material of the grip.

### Product benefits:

- Made of an especially soft material, which is kind to the skin, the SoftFinish® zone enables maximum torques
- Perfect ergonomic grip design for comfortable screw driving and optimum handling
- You can choose from long-life extremely stressable blades in standard sizes
- ChromTop blade tip offers maximum corrosion protection and greatest possible dimensional accuracy of the blade geometry in the screw head over many years

## SoftFinish® electric



VDE-insulated screwdriver according to DIN EN 60900, IEC 900 for work on live equipment

### Product benefits:

- The protective insulation moulded directly on the screwdriver blade ensures electrical safety, even in critical applications
- Safe for working at up to 1,500 volts DC and 1,000 volts AC
- Each screwdriver is individually tested in a water bath at 10,000 volts according to DIN EN 60900
- Perfect ergonomic grip design for comfortable screw driving and optimum handling
- Made of special soft material which is kind to the skin, the SoftFinish® zone prevents slipping in critical situations and at the same time enables maximum torques



**VDE-insulated screwdrivers**

VDE-insulated screwdriver, for working on live parts up to 1000 VAC and 1500 VDC, DIN EN 60900, IEC 900.

Safety tested "GS", each piece tested. Bit made from fully hardened, high-alloy chromium-vanadium-molybdenum steel, gun-metal finish.

**SDI S**

Slot-head screwdriver, insulated according to VDE spec., SDI DIN 7437, ISO 2380/2, drive output acc. to DIN 5264, ISO 2380/1, SoftFinish®grip



**SDIK PH**

Phillips, SDIK PH crosshead screwdriver, insulated according to VDE spec. DIN 7438, ISO 8764/2-PH, drive output acc. to ISO 8764-PH, SoftFinish®grip



**SDIK PZ**

Phillips, SDIK PH crosshead screwdriver, insulated according to VDE spec. DIN 7438, ISO 8764/2-PH, drive output acc. to ISO 8764-PH, SoftFinish®grip



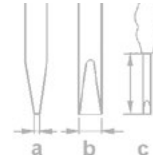
**SDI SL / PH**

VDE-insulated plus-minus screwdriver, Phillips, SDI SL/PH SoftFinish®grip



**SDIZ**

Slot-head screwdriver, insulated according to VDE spec., SDI DIN 7437, ISO 2380/2, drive output acc. to DIN 5264, ISO 2380/1, SoftFinish®grip



| Type             | Blade type | Size / AF | a   | b   | c   | Order No.  |
|------------------|------------|-----------|-----|-----|-----|------------|
| SDIS 0.4X2.0X60  | A          |           | 0.4 | 2   | 60  | 9205690000 |
| SDIS 0.4X2.5X75  | A          |           | 0.4 | 2.5 | 75  | 9008370000 |
| SDIS 0.5X3.0X100 | B          |           | 0.5 | 3   | 100 | 9008380000 |
| SDIS 0.6X3.5X100 | B          |           | 0.6 | 3.5 | 100 | 9008390000 |
| SDIS 0.8X4.0X100 | B          |           | 0.8 | 4   | 100 | 9008400000 |
| SDIS 1.0X4.5X125 | B          |           | 1   | 4.5 | 125 | 9008910000 |
| SDIS 1.0X4.5X175 | B          |           | 1   | 4.5 | 175 | 9205700000 |
| SDIS 1.0X5.5X125 | B          |           | 1   | 5.5 | 125 | 9008410000 |
| SDIS 1.0X5.5X175 | B          |           | 1   | 5.5 | 175 | 9205710000 |
| SDIS 1.2X6.5X150 | B          |           | 1.2 | 6.5 | 150 | 9008420000 |
| SDIS 1.6X8.0X175 | B          |           | 1.6 | 8   | 175 | 9008430000 |

|          |     |            |
|----------|-----|------------|
| SDIK PH0 | 60  | 9008560000 |
| SDIK PH1 | 80  | 9008570000 |
| SDIK PH2 | 100 | 9008580000 |
| SDIK PH3 | 150 | 9008590000 |

|          |     |            |
|----------|-----|------------|
| SDIK PZ1 | 80  | 9008900000 |
| SDIK PZ2 | 100 | 9008890000 |

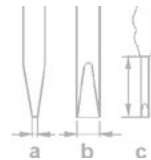
|             |     |            |
|-------------|-----|------------|
| SDI SL/PH 1 | 80  | 1318330000 |
| SDI SL/PH 2 | 100 | 1318340000 |

|                  |     |     |     |            |
|------------------|-----|-----|-----|------------|
| SDIZ 0.6X3.5X100 | 0.6 | 3.5 | 100 | 9008450000 |
| SDIZ 0.8X4.0X100 | 0.8 | 4   | 100 | 9008460000 |

## VDE-insulated screwdrivers

## VDE-insulated screwdrivers

VDE-insulated screwdrivers, for working on live parts up to 1000 VAC and 1500 VDC, DIN EN 60900, IEC 900. Safety tested "GS", each piece tested. Blade/bit made from fully hardened, high-alloy chromium-vanadium molybdenum steel, gun-metal finish.



## SDIS 2.5-5.5/PH/1/2

6-piece set: VDE-insulated slotted and crosshead PH screwdriver set



| Type                   | Blade type | Size / AF | a   | b   | c   | Order No.         |
|------------------------|------------|-----------|-----|-----|-----|-------------------|
| SDIS 0.4X2.5X75        | A          |           | 0.4 | 2.5 | 75  |                   |
| SDIS 0.5X3.0X100       | B          |           | 0.5 | 3   | 100 |                   |
| SDIS 0.8X4.0X100       | B          |           | 0.8 | 4   | 100 |                   |
| SDIS 1.0X5.5X125       | B          |           | 1   | 5.5 | 125 |                   |
| SDIK PH1               |            |           |     |     | 80  |                   |
| SDIK PH2               |            |           |     |     | 100 |                   |
| SDI Set S2.5-5.5/PH1/2 |            |           |     |     |     | <b>9009730000</b> |

## SDIS 2.5-5.5/PZ/1/2

6-piece set: VDE-insulated slotted and crosshead PZ screwdriver set



|                        |   |  |     |     |     |                   |
|------------------------|---|--|-----|-----|-----|-------------------|
| SDIS 0.4X2.5X75        | A |  | 0.4 | 2.5 | 75  |                   |
| SDIS 0.5X3.0X100       | B |  | 0.5 | 3   | 100 |                   |
| SDIS 0.8X4.0X100       | B |  | 0.8 | 4   | 100 |                   |
| SDIS 1.0X5.5X125       | B |  | 1   | 5.5 | 125 |                   |
| SDIK PZ1               |   |  |     |     | 80  |                   |
| SDIK PZ2               |   |  |     |     | 100 |                   |
| SDI Set S2.5-5.5/PZ1/2 |   |  |     |     |     | <b>1128540000</b> |

## SDIS 2.0-5.5

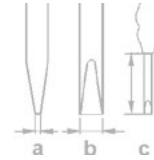
6-piece set: VDE-insulated slotted screwdriver set



|                  |   |  |     |     |     |                   |
|------------------|---|--|-----|-----|-----|-------------------|
| SDIS 0.4X2.0X60  | A |  | 0.4 | 2   | 60  |                   |
| SDIS 0.4X2.5X75  | A |  | 0.4 | 2.5 | 75  |                   |
| SDIS 0.5X3.0X100 | B |  | 0.5 | 3   | 100 |                   |
| SDIS 0.6X3.5X100 | B |  | 0.6 | 3.5 | 100 |                   |
| SDIS 0.8X4.0X100 | B |  | 0.8 | 4   | 100 |                   |
| SDIS 1.0X5.5X125 | B |  | 1   | 5.5 | 125 |                   |
| SDI Set S2.0-5.5 |   |  |     |     |     | <b>9205550000</b> |

**Uninsulated screwdrivers**

Weidmüller SoftFinish®screwdriver for general applications. Bit made from fully hardened, high-alloy chromium-vanadium-molybdenum steel, matt-chrome finish.



**SD S**

Slotted screwdriver with rounded blade, SD DIN 5265, ISO 2380/2, drive output acc. to DIN 5264, ISO 2380/1, ChromTop tip, SoftFinish®grip



| Type            | Blade type | Size / AF | a   | b   | c   | Order No.  |
|-----------------|------------|-----------|-----|-----|-----|------------|
| SDS 0.4X2.0X60  | B          |           | 0.4 | 2   | 60  | 9037160000 |
| SDS 0.4X2.5X75  | A          |           | 0.4 | 2.5 | 75  | 9009030000 |
| SDS 0.5X3.0X80  | A          |           | 0.5 | 3   | 80  | 9008320000 |
| SDS 0.6X3.5X100 | A          |           | 0.6 | 3.5 | 100 | 9008330000 |
| SDS 0.6X3.5X200 | A          |           | 0.6 | 3.5 | 200 | 9010110000 |
| SDS 0.8X4.0X100 | A          |           | 0.8 | 4   | 100 | 9008340000 |
| SDS 0.8X4.5X125 | A          |           | 0.8 | 4.5 | 125 | 9009020000 |
| SDS 1.0X5.5X150 | A          |           | 1   | 5.5 | 150 | 9008350000 |
| SDS 1.2X6.5X150 | A          |           | 1.2 | 6.5 | 150 | 9009010000 |

**SDK PH**

Crosshead screwdriver, Phillips, SDK PH DIN 5262, ISO 8764/2-PH, drive output acc. to ISO 8764-PH, chrome top tip, SoftFinish®grip



|         |  |  |  |     |     |            |
|---------|--|--|--|-----|-----|------------|
| SDK PH0 |  |  |  | 3   | 60  | 9008470000 |
| SDK PH1 |  |  |  | 4.5 | 80  | 9008480000 |
| SDK PH2 |  |  |  | 6   | 100 | 9008490000 |
| SDK PH3 |  |  |  | 8   | 150 | 9008500000 |

**SDK PZ**

Crosshead screwdriver, Pozidriv, SDK PZ DIN 5262, ISO 8764/2-PZ, drive output acc. to ISO 8764-PZ, chrome top tip, SoftFinish®grip



|         |  |  |  |     |     |            |
|---------|--|--|--|-----|-----|------------|
| SDK PZ1 |  |  |  | 4.5 | 80  | 9008530000 |
| SDK PZ2 |  |  |  | 6   | 100 | 9008540000 |
| SDK PZ3 |  |  |  | 8   | 150 | 9008550000 |

**SD TH**

Torx® TH screwdriver with hole in tip of blade (tamper-resistant), SD TH for screwing Torx® and Torx®TH security screws (pin in centre of Torx® recess), ChromTop tip, SoftFinish®grip



|         |  |  |  |   |     |            |
|---------|--|--|--|---|-----|------------|
| SD TH10 |  |  |  | 4 | 80  | 9009180000 |
| SD TH15 |  |  |  | 4 | 80  | 9009170000 |
| SD TH20 |  |  |  | 4 | 100 | 9009160000 |

**SD 0.6x3.5x60 pico**

Weidmüller precision screwdriver for great applications

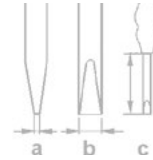


|                    |  |  |  |     |     |    |            |
|--------------------|--|--|--|-----|-----|----|------------|
| SD 0,6x3,5x60 pico |  |  |  | 0.6 | 3.5 | 60 | 9918110000 |
|--------------------|--|--|--|-----|-----|----|------------|

## Uninsulated screwdrivers

### Uninsulated screwdrivers

SoftFinish® Screwdriver from Weidmüller for general use. Blade, bit made from fully hardened, high-alloy chromium-vanadium molybdenum steel, gun-metal finish.



#### Set S 2.5/3.0/4.0/5.5/PH 1/2

6-piece set: slotted and crosshead PH screwdriver set with circular blades



| Type                  | Blade type | Size / AF | a   | b   | c   | Order No.         |
|-----------------------|------------|-----------|-----|-----|-----|-------------------|
| SDS 0.4X2.5X75        | A          |           | 0.4 | 2.5 | 75  |                   |
| SDS 0.5X3.0X80        | A          |           | 0.5 | 3   | 80  |                   |
| SDS 0.8X4.0X100       | A          |           | 0.8 | 4   | 100 |                   |
| SDS 1.0X5.5X150       | A          |           | 1   | 5.5 | 150 |                   |
| SDK PH1               |            |           |     | 4.5 | 80  |                   |
| SDK PH2               |            |           |     | 6   | 100 |                   |
| SD Set S2.5-5.5/PH1/2 |            |           |     |     |     | <b>9009740000</b> |

#### Set S 2.0/2.5/3.0/3.5/4.0/5.5

6-piece set: slotted screwdriver set



|                 |   |  |     |     |     |                   |
|-----------------|---|--|-----|-----|-----|-------------------|
| SDS 0.4X2.0X60  | B |  | 0.4 | 2   | 60  |                   |
| SDS 0.4X2.5X75  | A |  | 0.4 | 2.5 | 75  |                   |
| SDS 0.5X3.0X80  | A |  | 0.5 | 3   | 80  |                   |
| SDS 0.6X3.5X100 | A |  | 0.6 | 3.5 | 100 |                   |
| SDS 0.8X4.0X100 | A |  | 0.8 | 4   | 100 |                   |
| SDS 1.0X5.5X150 | A |  | 1   | 5.5 | 150 |                   |
| SD Set S2.0-5.5 |   |  |     |     |     | <b>9205560000</b> |

#### SD TO 0,6x3,0

Angled slotted screwdriver with round handle, SoftFinish® grip



|               |   |  |     |   |    |                   |
|---------------|---|--|-----|---|----|-------------------|
| SD TO 0,6x3,0 | A |  | 0.6 | 3 | 70 | <b>1323880000</b> |
|---------------|---|--|-----|---|----|-------------------|



## Pin and electrical cabinet key

## IS 4 / IS 6

Wrench with pegged pilot tip



Hexagon screwdriver with cross-grip made from high-quality plastic

- Nickel-plated surface
- Made from hardened chromium-vanadium steel
- Manufactured according to DIN 6911
- Designed for screws acc. to DIN 6912


|        | IS4   | IS6   |
|--------|-------|-------|
| c      | 60 mm | 80 mm |
| Weight | 27 g  | 61 g  |

## Ordering data

| Type          | Qty. | Order No.  |
|---------------|------|------------|
| IS 4 DIN 6911 | 1    | 0485100000 |
| IS 6 DIN 6911 | 1    | 0407900000 |

## IS 3 KG

Socket wrench



Hexagon screwdriver with cross-grip made from high-quality plastic

- Nickel-plated surface
- Made from hardened chromium-vanadium steel
- Manufactured according to DIN 6911
- Designed for screws acc. to DIN 6912


|        | IS 3 KG |
|--------|---------|
| c      | 100 mm  |
| Weight | 32 g    |

## Ordering data

| Type    | Qty. | Order No.  |
|---------|------|------------|
| IS 3 KG | 1    | 1806650000 |

## SDQ T15 / SDQ T20 / SDQ T40

Socket wrench, Torx®



Torx®screwdriver with cross-grip made from high-quality plastic

- Matt-chrome surface finish
- Made from hardened chromium-vanadium steel


|        | SDQ T15 | SDQ T20 | SDQ T40 |
|--------|---------|---------|---------|
| c      | 100 mm  | 100 mm  | 100 mm  |
| Weight | 32 g    | 32 g    | 32 g    |

## Ordering data

| Type    | Qty. | Order No.  |
|---------|------|------------|
| SDQ T15 | 1    | 1318390000 |
| SDQ T20 | 1    | 1318400000 |
| SDQ T40 | 1    | 1318410000 |

### Cross-Key Master

Universal key



- With bit holder and reversible bit (drives - refer to symbols)
- Material: diecast zinc
- Dimensions: 62 x 90 mm

#### Application:

For almost all technical locking systems in buildings including: doors, window handles, radiator bleed valves, sanitary installations, HVAC, gas and water supply.

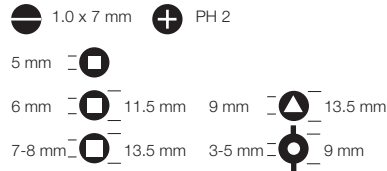

| CROSS-KEY MASTER |            |
|------------------|------------|
| Width / Height   | 89 / 62 mm |
| Weight           | 90 g       |
|                  |            |
|                  |            |
|                  |            |

#### Ordering data

| Type             | Qty. | Order No.  |
|------------------|------|------------|
| CROSS-KEY MASTER | 1    | 9918150000 |

### Cross-Key Universal

Universal electrical cabinet key



- With bit holder and reversible bit (drives - refer to symbols)
- Material: diecast zinc
- Dimensions: 72 x 72 mm

#### Application:

For locking systems used in electrical engineering, fits all standard electrical cabinet locks.

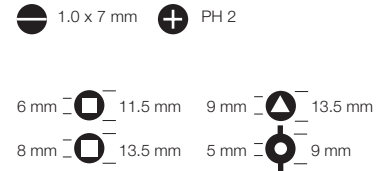
| CROSS-KEY UNIVERSAL |            |
|---------------------|------------|
| Width / Height      | 72 / 72 mm |
| Weight              | 88 g       |
|                     |            |
|                     |            |
|                     |            |

#### Ordering data

| Type                | Qty. | Order No.  |
|---------------------|------|------------|
| CROSS-KEY UNIVERSAL | 1    | 9918130000 |

### Cross-Key Universal S

Universal mini electrical cabinet key



- With bit holder and reversible bit (drives - refer to symbols)
- Material: diecast zinc
- Dimensions: 42 x 42 mm

#### Application:

For locking systems used in electrical engineering, fits all standard electrical cabinet locks.

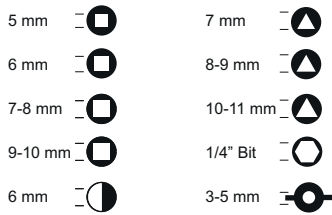
| CROSS-KEY UNIVERSAL S |            |
|-----------------------|------------|
| Width / Height        | 42 / 42 mm |
| Weight                | 65 g       |
|                       |            |
|                       |            |
|                       |            |

#### Ordering data

| Type                  | Qty. | Order No.  |
|-----------------------|------|------------|
| CROSS-KEY UNIVERSAL S | 1    | 9918140000 |

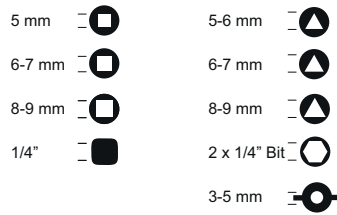
## Pin and electrical cabinet key

## Cross-Key Quadro



Suitable for all common technical closures. With its four-fold rotation mechanism, eight different panel closures can be brought into position. Chain and snap hook.

## Cross-Key Duo



Suitable for all common technical closures. Thanks to its dual rotation mechanism, eight different closures can be brought into position. There is also a 5 mm square and bit holder in the body.

## F

| CROSS-KEY QUADRO |            |
|------------------|------------|
| Width / Height   | 95 / 95 mm |
| Weight           | 175 g      |
|                  |            |
|                  |            |
|                  |            |
|                  |            |

## Ordering data

| Type             | Qty. | Order No.  |
|------------------|------|------------|
| CROSS-KEY-QUADRO | 1    | 1480180000 |

| CROSS-KEY DUO  |            |
|----------------|------------|
| Width / Height | 95 / 38 mm |
| Weight         | 85 g       |
|                |            |
|                |            |
|                |            |
|                |            |

## Ordering data

| Type          | Qty. | Order No.  |
|---------------|------|------------|
| CROSS-KEY-DUO | 1    | 1480190000 |



# Measuring / Testing

|                            |   |      |
|----------------------------|---|------|
| <b>Measuring / Testing</b> | Introduction  | G.2  |
|                            | Overview  | G.4  |
|                            | Digital voltage testers                                       | G.6  |
|                            | 2-pole voltage tester   | G.7  |
|                            | Overview of digital multimeters                               | G.10 |
|                            | Digital multimeters   | G.11 |
|                            | Digital multimeters and current-measuring clamp-on attachment | G.12 |
|                            | Digital multimeter / Digital clamp-on measuring device        | G.13 |
|                            | Accessories   | G.14 |
|                            | Cable tester  | G.15 |
|                            | Non-contact magnetic field and voltage tester                 | G.16 |

# Measuring / Testing

















Testing plays a crucial role in setting up, maintaining and repairing electrical installations and devices. You should apply and adhere to the accident prevention and safety regulations relevant to your installation, which call for repeat tests after modifications and maintenance work, in addition to the tests required before using the installation for the first time.

The person responsible for setting up the installation is required to check that the installation or individual components function perfectly. They must also ensure their compliance with the technological regulations, in particular the VDE regulations and technical connection requirements (TAB) issued by the power supply companies. It is also important to check that all precautionary measures are taken to prevent extremely excessive contact voltage work and in order to guarantee and comply with the necessary safety standards. Using voltage and continuity testers from Weidmüller ensures that all tests are performed according to the relevant regulations.



Testing is very important during the setup, maintenance and repair of electrical facilities and equipment. You can conduct your tests properly with Weidmüller's voltage and continuity testers. All of our devices comply with all of the relevant standards.

## Overview of applications and testing functions

|   |   |   |   |   |                      |
|---|---|---|---|---|----------------------|
|  | 6 V voltage test -<br>e.g. models   |  | 400 V voltage test -<br>3-phase voltage systems |  | Semiconductor check  |
|  | 12 V voltage test -<br>e.g. car batteries   |  | 3 - 48 V measuring range                        |  | Load connection      |
|  | 24 V voltage test -<br>e.g. HGV batteries   |  | Plug-in test probe                              |  | Phase sequence check |
|  | 50 V - limit of the dangerous voltage range<br>for the human body                     |  | Car Check                                       |  | Continuity check     |
|  | 120 V voltage test - customary voltage<br>in some countries, e.g. USA                 |  | Test probe illumination                         |   |                      |
|  | 230 V/240 V voltage test - customary voltage<br>in the majority of European countries |  | Polarity check                                  |   |                      |



### 2-pole voltage testers

The main purpose of the voltage tester is to check the presence or absence of a voltage. The 2-pole voltage tester is an approved testing instrument that satisfies the requirements of the Industrial Safety Act.



### Digital multimeters

Multimeters are able to measure a number of different parameters. The measuring options for voltage and resistance, plus continuity testing and the diode test are available on every instrument as standard.



### Digital clamp-on meters

Digital clamp-on meters and clamp-on meter attachments and adapters are used for measuring AC and DC currents. The important advantage of these devices is that the measurements can be undertaken without interrupting the flow of current.



### Network tester

Network testers enable you to make quick cabling tests and quick diagnoses of cabling errors.

# Overview

## Technical specification

| Type designation                                     | VT Digi Pro       | VT Combi Pro    | VT Master        | LSP 4L               | VT               | VT CTB      |
|--|-------------------|-----------------|------------------|----------------------|------------------|-------------|
| Page number  | G.6               | G.7             | G.7              | G.9                  | G.8              | G.8         |
| Order No.  | 9918870000        | 9918860000      | 9918880000       | 9205050000           | 9918950000       | 9918970000  |
| Rated voltage range                                  | 1 - 1.000 V AC/DC | 6 - 690 V AC/DC | 12 - 690 V AC/DC | 12 - 690 V AC/DC     | 12 - 690 V AC/DC | 3 - 48 V DC |
| Display  | digital LCD       | LED             | LED              | digital LCD          | LED              | LED         |
| < 6 V  | x                 |                 |                  |                      |                  | x           |
| 6 V  | x                 | x               |                  |                      |                  | 3-48 V      |
| 12 V   | x                 | x               | x                | x                    | x                |             |
| 24 V   | x                 | x               | x                | x                    | x                |             |
| 50 V   | x                 | x               | x                | x                    | x                |             |
| 120 V  | x                 | x               | x                | x                    | x                |             |
| 230 V  | x                 | x               | x                | x                    | x                |             |
| 400 V  | x                 | x               | x                | x                    | x                |             |
| 690 V  | x                 | x               | x                | x                    | x                |             |
| 1.000 V  | x                 |                 |                  |                      |                  |             |
| Polarity (+/-)                                       | x                 | x               | x                | x                    | x                | x           |
| Continuity test with buzzer                          | x                 | x               | x                |                      |                  |             |
| Single-pole phase test                               | x                 | x               |                  | x                    |                  |             |
| One-hand testing                                     | x                 | x               | x                |                      | x                |             |
| Illuminated measuring probes                         | x                 | x               |                  |                      |                  |             |
| HOLD function  | x                 |                 |                  |                      |                  |             |
| Phase sequence indicator                             | x                 | x               |                  | x                    |                  |             |
| Switchable load                                      | x                 | x               |                  |                      |                  |             |
| 30 mA RCD triggering via a button                    | x                 | x               |                  |                      |                  |             |
| Power supply   | 2 x 1,5 V AAA     | 2 x 1,5 V AAA   | 2 x 1,5 V AAA    | rechargeable battery |                  |             |
| Order no., battery                                   | 9201310000        | 9201310000      | 9201310000       |                      |                  |             |
| Order no., case                                      | 2544760000        | 2544760000      | 2544760000       | 2544760000           | 2544760000       | 2544760000  |
| Order no. replacement measurement probes accessories | 2565720000        | 2565720000      | 2565720000       |                      |                  |             |

| Safety features         | CAT IV - 600 V<br>CAT III - 1.000 V | CAT IV - 600 V<br>CAT III - 690 V | CAT III - 600 V            | CAT IV - 600 V<br>CAT III - 690 V |                            |                |
|-------------------------|-------------------------------------|-----------------------------------|----------------------------|-----------------------------------|----------------------------|----------------|
| Category                | CAT IV - 600 V<br>CAT III - 1.000 V | CAT IV - 600 V<br>CAT III - 690 V | CAT III - 600 V            | CAT IV - 600 V<br>CAT III - 690 V |                            |                |
| Peak resistance voltage | 8 kV                                | 8 kV                              | 6 kV                       | 12 kV                             | 5 kV                       |                |
| EN/IEC standard         | DIN EN 61243-3:<br>2015-08          | DIN EN 61243-3:<br>2015-08        | DIN EN 61243-3:<br>2015-08 | DIN EN 61243-3:<br>2015-08        | DIN EN 61243-3:<br>2015-08 |                |
| Dimensions              | 264 x 67 x 33                       | 264 x 67 x 33                     | 235 x 60 x 28              | 231 x 48 x 37                     | 210 x 55 x 21              | 158 x 34 x 22  |
| Weight                  | 295 g                               | 288 g                             | 181 g                      | 170 g                             | 115 g                      | 50 g           |
| Protection class        | IP 65                               | IP 65                             | IP 54                      | IP 65                             | IP 64                      |                |
| Operating temperature   | -15 °C...+ 55 °C                    | -15 °C...+ 55 °C                  | -15 °C...+ 55 °C           | -10 °C...+55 °C                   | -15 °C...+ 55 °C           | +5 °C...+40 °C |

VT Digi Pro



VT Combi Pro



VT Master



LSP 4L



VT



VT CTB



## Digital voltage tester

### Digital voltage testers

- LCD display including bar chart
- One-hand testing is possible
- Test probe protection
- Continuity test
- Low-battery indicator
- HOLD function
- Backlit
- Polarity detection
- Single-pole phase test is possible
- Battery included
- Incl. resistance measurement
- Large display
- Light sensor
- IP65

### VT Digi Pro

#### Digital voltage tester



- Test probe illumination
- Selectable load for residual current testing
- Phase sequence indicator
- Frequency measurement
- Buzzer included
- Case included



### Technical data

|                           |
|---------------------------|
| Nominal voltage           |
| Input resistance, voltage |
| Peak voltage resistance   |
| Frequency range, min.     |
| Measuring range category  |
| Display                   |
| Working temperature, min. |
| Protection degree         |
| Approvals                 |
| Weight                    |

#### Note

### Ordering data

#### Version

#### Note

### Accessories

Protective case

#### Note

#### DIGI CHECK PRO

|   |
|---|
| 1 V... 1000 V AC/DC                                       |
| On operating the double switch $\geq 300 \text{ k}\Omega$ |
| 8 kV  |
| 16... 400 Hz  |
| CAT III 1.000V / CAT IV 600V                              |
| LCD digital   |
| -15... 55 °C  |
| IP65  |
| IEC 61243-3:2014 (DIN EN 61243-3:2015-08)                 |
| 295 g   |
| Buzzer included   |

| Type        | Qty. | Order No.  |
|-------------|------|------------|
| VT DIGI PRO | 1    | 9918870000 |

Protective case included

| Type                | Qty. | Order No.  |
|---------------------|------|------------|
| SKAI TASCHKE        | 1    | 2544760000 |
| BATTERIE 1,5V MICRO | 2    | 9201310000 |
| PRSPSU              | 1    | 1332420000 |

### 2-pole voltage tester

- Automatic testing, identification and display of voltage type (AC or DC) and polarity
- Concisely arranged LED display
- Phase testing relative to earth
- Polarity testing
- Continuity and semiconductor testing
- Touch protection because of high input resistance
- Large voltage range

### VT Combi Pro

2-pole voltage tester



- Phase sequence indicator
- Single-pole phase testing
- Buzzer included
- Batteries included

### VT Master

2-pole voltage tester



- Buzzer included
- Battery included



### Technical data

|                           |
|---------------------------|
| Nominal voltage           |
| Input resistance, voltage |
| Peak voltage resistance   |
| Frequency range, min.     |
| Measuring range category  |
| Display                   |
| Working temperature, min. |
| Protection degree         |
| Approvals                 |
| Weight                    |
| <b>Note</b>               |

|   |
|---|
| <b>COMBI CHECK</b>                        |
| 6 V...690 V AC/DC                         |
| 8 kV                                      |
| 16...400 Hz                               |
| CAT III - 690V/CAT IV - 600V              |
| LED                                       |
| -15...55 °C                               |
| IP65                                      |
| IEC 61243-3:2014 (DIN EN 61243-3:2015-08) |
| 290 g                                     |
| Buzzer included                           |

|   |
|---|
| <b>MASTER-CHECK</b>                       |
| 12 V...690 V AC/DC                        |
| 6 kV                                      |
| 0...65 Hz                                 |
| CAT III 600 V                             |
| LED                                       |
| -15...55 °C                               |
| IP54                                      |
| IEC 61243-3:2014 (DIN EN 61243-3:2015-08) |
| 181 g                                     |
| Buzzer included                           |

### Ordering data

|                |
|----------------|
| <b>Version</b> |
| <b>Note</b>    |

| Type         | Qty. | Order No.  |
|--------------|------|------------|
| VT COMBI PRO | 1    | 9918860000 |

| Type      | Qty. | Order No.  |
|-----------|------|------------|
| VT MASTER | 1    | 9918880000 |

### Accessories

|                 |
|-----------------|
| Protective case |
| <b>Note</b>     |

| Type                | Qty. | Order No.  |
|---------------------|------|------------|
| SKAI TASCHKE        | 1    | 2544760000 |
| BATTERIE 1,5V MICRO | 2    | 9201310000 |
| PRSPSU              | 1    | 1332420000 |

| Type                | Qty. | Order No.  |
|---------------------|------|------------|
| SKAI TASCHKE        | 1    | 2544760000 |
| BATTERIE 1,5V MICRO | 2    | 9201310000 |
| PRSPSU              | 1    | 1332420000 |

## 2-pole voltage tester

## 2-pole voltage tester

## VT CTB

2-pole voltage tester for cars



- Test probe
- Pin with sliding mechanism
- Cable length 130 cm
- Polarity detection

## VT

2-pole voltage tester



- LED display for voltage and polarity
- Works without batteries
- Impact-resistant housing
- One-handed operation for sockets

## Technical data

|                           |
|---------------------------|
| Nominal voltage           |
| Input resistance, voltage |
| Peak voltage resistance   |
| Frequency range, min.     |
| Display                   |
| Working temperature, min. |
| Protection degree         |
| Approvals                 |
| Weight                    |
| <b>Note</b>               |

|                      |
|----------------------|
| <b>VT CTB</b>        |
| 3 V DC...48 V DC     |
|                      |
| 0...65 Hz            |
| LED                  |
| -10...50 °C          |
| IP40                 |
| EN 61010-1, EN 61326 |
| 50 g                 |
| <b>Note</b>          |

|                                |
|--------------------------------|
| <b>VT</b>                      |
| 12 V AC/DC...690 V AC/DC       |
|                                |
| 5 kV                           |
| 0...65 Hz                      |
| LED                            |
| -15...55 °C                    |
| IP64                           |
| EN/ IEC 61010, EN 61243-3 2010 |
| 115 g                          |
| <b>Note</b>                    |

## Ordering data

|                |
|----------------|
| <b>Version</b> |
|                |
| <b>Note</b>    |

| Type        | Qty. | Order No.  |
|-------------|------|------------|
| VT CTB      | 1    | 9918970000 |
| <b>Note</b> |      |            |

| Type        | Qty. | Order No.  |
|-------------|------|------------|
| VT          | 1    | 9918950000 |
| <b>Note</b> |      |            |

## Accessories

|             |                 |
|-------------|-----------------|
|             | Protective case |
| <b>Note</b> |                 |

| Type         | Qty. | Order No.  |
|--------------|------|------------|
| SKAI TASCHKE | 1    | 2544760000 |
| <b>Note</b>  |      |            |

| Type         | Qty. | Order No.  |
|--------------|------|------------|
| SKAI TASCHKE | 1    | 2544760000 |
| <b>Note</b>  |      |            |



### 2-pole voltage tester

- Automatic testing, identification and display of voltage type (AC or DC) and polarity
- Clear display
- Phase testing relative to earth
- Polarity testing
- Continuity testing and semiconductor testing
- Touch-safety due to high input resistance
- Large voltage range

### LSP 4L

#### 2-pole voltage tester



- Maintenance free - without battery
- Integrated Lithium battery
- Surge-proof up to 8 kV
- Phase sequence indicator

### Technical data

| Technical data            |   |
|---------------------------|---|
| Nominal voltage           | 12 V AC/DC...690 V AC/DC                    |
| Input resistance, voltage |   |
| Peak voltage resistance   | 8 kV  |
| Frequency range, min.     | 0...500 Hz                                  |
| Display                   | digital                                     |
| Working temperature, min. | -15...45 °C                                 |
| Protection degree         | IP65  |
| Approvals                 | EN/IEC 61243-3 :2010-10 (VDE 0682 Part 401) |
| Weight                    | 170 g                                       |
| <b>Note</b>               |   |

### Ordering data

| Version     | Type   | Qty. | Order No.  |
|-------------|--------|------|------------|
|             | LSP 4L | 1    | 9205050000 |
| <b>Note</b> |        |      |            |



# Overview of digital multimeters

## Technical data

|                              | Temphaser         | 125S              | 1037              | 2606              | MG Kit CA 600     |
|------------------------------|-------------------|-------------------|-------------------|-------------------|-------------------|
| Page number                  | Page G.11         | Page G.11         | Page G.13         | Page G.13         | Page G.12         |
| Order No.                    | <b>9427300000</b> | <b>9425830000</b> | <b>9423580000</b> | <b>9427370000</b> | <b>9427460000</b> |
| Measurement range            |                   |                   |                   |                   |                   |
| • DC voltage                 | 0.2 - 600 V       | 0.32 - 600 V      | 0.2 - 1,000 V     | 0.4 - 1,000 V     | 0.2 - 600 V       |
| • AC voltage                 | 0.2 - 600 V       | 0.32 - 600 V      | 0.2 - 750 V       | 0.4 - 750 V       | 0.2 - 600 V       |
| • DC current                 |                   |                   |                   | up to 1,000 A     | 0 - 600 A         |
| • AC current                 |                   |                   | up to 200 A**     | up to 1,000 A     | 0 - 600 A         |
| • Resistance                 | up to 2,000 MΩ    | up to 30 MΩ       | up to 200 kΩ      | up to 40 MΩ       | up to 2,000 MΩ    |
| • Capacitance                | 20 μF - 20 mF     |                   | up to 200 μF      | 4 nF - 40 μF      | 20 μF - 20 mF     |
| • Frequency                  | 10 Hz - 40 kHz    |                   |                   | 0.1 - 400 kHz     | 10 Hz - 40 kHz    |
| • Temperature                | -20 °C to +750 °C |                   |                   |                   | -20 °C to +750 °C |
| Continuity test              | x                 | x                 | x                 | x                 | x                 |
| Diode test                   | x                 | x                 | x                 | x                 | x                 |
| Phase sequence test          | x                 |                   |                   |                   | x                 |
| Selection of measuring range | manual            | automatic         | manual            | automatic/manual  | manual            |
| HOLD function                |                   |                   | x                 | x                 |                   |
| MAX/MIN function             |                   |                   | x                 | x                 |                   |
| PEAK measurement             |                   |                   |                   | x                 |                   |
| Opening width of pliers      |                   |                   | 23 mm             | 57 mm             | 30 mm             |
| Standard                     | EN/IEC 61010-1    | EN/IEC 61010-1    | EN/IEC 61010-1    | EN/IEC 61010-1    | EN/IEC 61010-1    |
| Measurement range category   | CAT III 600 V     | CAT III 600 V     | CAT III 1,000 V   | CAT III 1,000 V   | CAT III 600 V     |
| Dimensions in mm             | 147 x 70 x 39     | 147 x 70 x 39     | 214,5 x 66 x 44   | 277 x 102 x 49    | 178 x 70 x 33     |

## Accessories

|                        | 9 V battery   | 9 V battery                                     | 9 V battery   | 9 V battery                                      | 9 V battery  |
|------------------------|---|---|---|--|--|
| Power supply           | 9 V battery   | 9 V battery                                     | 9 V battery   | 9 V battery                                      | 9 V battery  |
| Order no., battery     | <b>9004810000</b>   | <b>9004810000</b>                               | <b>9004810000</b>   | <b>9004810000</b>                                | <b>9004810000</b>  |
| Accessories (included) | 2 x Test wires with test probe<br>1 x Test wire with alligator clip<br>2 x Alligator clip<br>1 x Temperature probe<br>1 x Belt clip<br>1 x Spare fuse | 2 x Test wires with test probe<br>1 x Belt clip | 2 x Test wires<br>2 x Short test probe<br>2 x Long test probe<br>2 x Test wire with alligator clip, thin<br>2 x Test wire with alligator clip, wide<br>1 x Pliers adapter<br>1 x Carry case | 2 x Test wires with test probe<br>1 x Carry case | 2 x Test wires with test probe<br>1 x Test wire with alligator clip<br>2 x Alligator clip<br>1 x Temperature probe<br>1 x Belt clip<br>1 x Spare fuse<br>1 x Portable case |
| Order No.              | <b>9205260000</b>   | <b>9205270000</b>                               | <b>9205460000</b>   | <b>9205270000</b>                                | <b>9205260000</b>  |
| Accessories test wires | (without temperature probe)   | (without temperature probe)                     | (without pliers adapter)  | (without temperature probe)                      | (without temperature probe)  |

\*\*when connected with pliers adapter\* acc. to EN 61243-3, in all low-voltage systems up to 1,000 V

**Digital multimeters**

- Measures voltages up to 600 V
- Resistance measurement and semiconductor test
- Battery status display

**Temphaser**

Temphaser



- Voltage and resistance measurements
- Capacitance and frequency measurements
- Temperature measurement (including temp. probe)
- Phase sequence measurement

**Multimeter 125S**

Digital multimeter



- Voltage and resistance measurements
- Automatic measuring range selection



**Technical data**

|                                  |
|----------------------------------|
| DC voltage measuring range       |
| Resolution of DC voltage         |
| AC voltage measuring range       |
| Resolution of AC voltage         |
| Resistance measuring range       |
| Measured capacitance value, min. |
| Frequency range, min.            |
| Temperature measuring range      |
| Working temperature, min.        |
| Approvals                        |
| Weight                           |
| <b>Note</b>                      |

|                  |
|------------------|
| <b>TEMPHASER</b> |
| 0.2 - 600 V      |
| 0.2 - 600 V      |
| 0.2...2000 MΩ    |
| 20...20 mF       |
| 10...40 kHz      |
| -20...750 °C     |
| 0...50 °C        |
| EN/IEC 61010-1   |
| 340 g            |
| <b>Note</b>      |

|                        |
|------------------------|
| <b>MULTIMETER 125S</b> |
| 0.32 - 600 V           |
| 0.32 - 600 V           |
| 0.32...30 MΩ           |
| 0...100 Hz             |
| 0...50 °C              |
| EN/IEC 61010-1         |
| 323 g                  |
| <b>Note</b>            |

**Ordering data**

|                |
|----------------|
| <b>Version</b> |
| <b>Note</b>    |

| Type        | Qty. | Order No.  |
|-------------|------|------------|
| TEMPHASER   | 1    | 9427300000 |
| <b>Note</b> |      |            |

| Type            | Qty. | Order No.  |
|-----------------|------|------------|
| MULTIMETER 125S | 1    | 9425830000 |
| <b>Note</b>     |      |            |

**Accessories**

|             |
|-------------|
| <b>Note</b> |
|-------------|

| Type                                | Qty. | Order No.  |
|-------------------------------------|------|------------|
| ZUB TEMPHASER                       | 1    | 9205260000 |
| BLOCKBATTERIE 9V                    | 1    | 9004810000 |
| Delivered without temperature probe |      |            |
| <b>Note</b>                         |      |            |

| Type                        | Qty. | Order No.  |
|-----------------------------|------|------------|
| ZUB MULTIMETER              | 1    | 9205270000 |
| BLOCKBATTERIE 9V            | 1    | 9004810000 |
| Delivered without belt clip |      |            |
| <b>Note</b>                 |      |            |

## Digital multimeters and current-measuring clamp-on attachment

### Digital multimeters and current-measuring clamp-on attachment

- Measures voltages up to 600 V
- Measures currents up to 600 A with clamp-on attachment
- Resistance measurement and semiconductor test
- Battery status display

### MG KIT CA 600

Digital multimeter + clamp-on attachment



- Capacitance measurement
- Frequency measurement
- Temperature measurement
- Phase sequence measurement



### Technical data

|  |
|--|
| DC voltage measuring range                             |
| Resolution of DC voltage                               |
| AC voltage measuring range                             |
| Resolution of AC voltage                               |
| Measured current value, max.                           |
| Opening width of current-measuring clamp-on attachment |
| Resistance measuring range                             |
| Measured capacitance value, min.                       |
| Frequency range, min.                                  |
| Temperature measuring range                            |
| Working temperature, min.                              |
| Approvals  |
| Weight   |

#### Note

### Ordering data

Version

Note

### Accessories

Note

### MG KIT CA 600

0.2 - 600 V

0.2 - 600 V

600 A

30 mm

0.2...2000 MΩ

20

10...40 kHz

-20...750 °C

0...50 °C

910 g

| Type          | Qty. | Order No.  |
|---------------|------|------------|
| MG KIT CA 600 | 1    | 9427460000 |

| Type             | Qty. | Order No.  |
|------------------|------|------------|
| ZUB TEMPHASER    | 1    | 9205260000 |
| BLOCKBATTERIE 9V | 1    | 9004810000 |

Delivered without temperature probe and belt clip

**Digital multimeters**

- Measures voltages up to 1000 V
- Resistance measurement and semiconductor test
- Capacitance measurement
- MAX/MIN memory
- HOLD function
- Battery status display
- Carry case included

**Multimeter 1037**

Digital multimeter



- Voltage measurement
- Current measurement
- Resistance measurement
- Non-contact voltage measurement is possible
- Extensive accessories

**Multimeter 2606**

Digital clamp-on measuring device



- Currents up to 1000 A measurable with clamp-on attachment
- Frequency measurement
- Voltage measurement
- Current measurement
- PEAK function



**Technical data**

|  |
|--|
| DC voltage measuring range                             |
| Resolution of DC voltage                               |
| AC voltage measuring range                             |
| Resolution of AC voltage                               |
| Measured current value, max.                           |
| Opening width of current-measuring clamp-on attachment |
| Resistance measuring range                             |
| Measured capacitance value, min.                       |
| Frequency range, min.                                  |
| Temperature measuring range                            |
| Working temperature, min.                              |
| Approvals  |
| Weight   |
| <b>Note</b>  |

|                        |
|------------------------|
| <b>MULTIMETER 1037</b> |
| 0,2 - 1000 V           |
| 0,2 - 750 V            |
| 200 A                  |
| 23 mm                  |
| 0,2...200 kΩ           |
| ...200 μF              |
| 50...500 Hz            |
| 0...50 °C              |
| EN/IEC 61010-1         |
| 258 g                  |

|                          |
|--------------------------|
| <b>MULTIMETER C 2606</b> |
| 0.4 - 1000 V             |
| ± 0.5%                   |
| 0.4 - 1,000 V            |
| ± 0.5%                   |
| 1000 A                   |
| 57 mm                    |
| 0.4...40 MΩ              |
| 40...4 μF                |
| 0.1...400 kHz            |
| 0...50 °C                |
| VDE 0680, Part 5         |
| 540 g                    |

**Ordering data**

|                |
|----------------|
| <b>Version</b> |
| <b>Note</b>    |

| Type            | Qty. | Order No.  |
|-----------------|------|------------|
| MULTIMETER 1037 | 1    | 9423580000 |

| Type              | Qty. | Order No.  |
|-------------------|------|------------|
| MULTIMETER C 2606 | 1    | 9427370000 |

**Accessories**

|             |
|-------------|
| <b>Note</b> |
|-------------|

| Type             | Qty. | Order No.  |
|------------------|------|------------|
| ZUB MULTI 1037   | 1    | 9205460000 |
| BLOCKBATTERIE 9V | 1    | 9004810000 |

Pliers adapter or carry case are not included in the delivery of accessories

| Type             | Qty. | Order No.  |
|------------------|------|------------|
| ZUB MULTIMETER   | 1    | 9205270000 |
| BLOCKBATTERIE 9V | 1    | 9004810000 |

No carry case

## Accessories

The accessories for our measuring instruments meet the same demanding standards for quality and safety as those used for our instruments.

### ZUB Temphaser



| Included in delivery          | Qty. | Order No.  |
|-------------------------------|------|------------|
| Test wire with test probe     | 2    |            |
| Test wire with alligator clip | 1    |            |
| Alligator clip                | 2    |            |
|                               |      |            |
|                               |      |            |
|                               |      |            |
| ZUB TEMPHASER                 |      | 9205260000 |

### ZUB Multimeter 1037



|                                     |   |            |
|-------------------------------------|---|------------|
| Test wire                           | 2 |            |
| Short test probe                    | 2 |            |
| Long test probe                     | 2 |            |
| Test wire with alligator clip, thin | 2 |            |
| Test wire with alligator clip, wide | 2 |            |
|                                     |   |            |
| ZUB MULTI 1037                      |   | 9205460000 |

### PS ZQV test adapter



|                                       |   |            |
|---------------------------------------|---|------------|
| PS ZQV set: test wire with test probe | 2 |            |
| PS ZQV: test probe                    | 2 |            |
|                                       |   |            |
|                                       |   |            |
| PS_ZQV_SET                            |   | 1116710000 |
| PS_ZQV                                |   | 1121740000 |

### ZUB Multimeter



|                           |   |            |
|---------------------------|---|------------|
| Test wire with test probe | 2 |            |
|                           |   |            |
|                           |   |            |
|                           |   |            |
|                           |   |            |
| ZUB MULTIMETER            |   | 9205270000 |

### SKAI pouch



|                                      |   |            |
|--------------------------------------|---|------------|
| SKAI Pouch for 2-pole voltage tester | 1 | 2544760000 |
| Test probe                           | 1 | 2565720000 |
|                                      |   |            |
|                                      |   |            |
|                                      |   |            |

**Cable tester**

Test equipment to test Ethernet cables for:

- External voltage
- Cable breakage
- Wire breakage
- Short-circuit
- Crossed wires
- Checking for twisted wires
- Testable cable length: max. 1000 m
- Wire connection: RJ45
- External-voltage resistance: 80 V AC / DC

**LAN USB**

LAN continuity tester



- Network cable tester for LAN and USB connections
- Including remote tester
- Connection option for RJ45 plug
- Manual and automatic test
- Display of connection faults (cable breakage, wrong connection, incorrect wiring)

**IE-CT**



- External voltage
- External-voltage resistance: 80 V AC / DC



**Technical data**

|                             |    |
|-----------------------------|----|
| Display                     |    |
| Testable cable length, max. |    |
| Supply                      |    |
| Type of connection          |    |
| Remote box dimensions       |    |
| Remote box weight           |    |
| Depth / Width / Height      | mm |
| Weight                      |    |
| <b>Note</b>                 |    |

|                    |  |
|--------------------|--|
| LED                |  |
| 1000               |  |
| 9V battery         |  |
| RJ45, USB A, USB B |  |
| 65 x 28 x 27 mm    |  |
| 30 g               |  |
| 65 / 135 / 27      |  |
| 174 g              |  |
|                    |  |

|            |  |
|------------|--|
|            |  |
|            |  |
| 9V battery |  |
|            |  |
|            |  |
| / 70 / 36  |  |
| 185 g      |  |
|            |  |

**Ordering data**

|                |  |
|----------------|--|
| <b>Version</b> |  |
|                |  |
| <b>Note</b>    |  |

| Type  | Qty. | Order No.  |
|---|------|------------|
| LAN USB TESTER                                    | 1    | 9205400000 |
| Battery, accessories and bag included in delivery |      |            |

| Type   | Qty. | Order No.  |
|--|------|------------|
| IE-CT  | 1    | 8808420000 |
| Further test boxes on request Battery included |      |            |

**Non-contact magnetic field and voltage tester**

**Non-contact voltage testers**

**VT CL**

Non-contact voltage tester



- Overvoltage category CAT IV 1000V
- Visible and acoustic voltage display
- Water-resistant and robust housing

**VT LCL**

Non-contact voltage tester



- Overvoltage category CAT IV 1000V
- Visible and acoustic voltage display
- Integrated flashlight
- Two selectable voltage levels / sensitivity ranges
- Including battery monitoring

**G**

**Technical data**

|                          |
|--------------------------|
| Nominal voltage          |
| Display                  |
| Protection degree        |
| Measuring range category |
| Battery type             |
| Approvals                |
| Weight                   |
| <b>Note</b>              |

|                              |
|------------------------------|
| <b>VT CL</b>                 |
| 90 V AC...1000 V AC          |
| Visual & acoustic            |
| IP65                         |
| CAT IV 1000 V                |
| 1.5 V type AAA battery       |
| DIN EN 61010-1, DIN EN 61326 |
| 60 g                         |

|                              |
|------------------------------|
| <b>VT LCL</b>                |
| 12 V AC...1000 V AC          |
| Visual & acoustic            |
| IP65                         |
| CAT IV 1000 V                |
| 1.5 V type AAA battery       |
| DIN EN 61010-1, DIN EN 61326 |
| 60 g                         |

**Ordering data**

|                |
|----------------|
| <b>Version</b> |
| <b>Note</b>    |

| Type  | Qty. | Order No.  |
|-------|------|------------|
| VT CL | 1    | 2436660000 |

| Type   | Qty. | Order No.  |
|--------|------|------------|
| VT LCL | 1    | 2436670000 |

**Accessories**

|             |
|-------------|
| <b>Note</b> |
|-------------|

| Type                | Qty. | Order No.  |
|---------------------|------|------------|
| BATTERIE 1,5V MICRO | 2    | 9201310000 |

| Type                | Qty. | Order No.  |
|---------------------|------|------------|
| BATTERIE 1,5V MICRO | 2    | 9201310000 |



Continuity testers and non-contact magnetic field testers

**VT M**

Non-contact magnetic field tester



- Integrated flashlight
- Magnetic field displayed with a red LED
- Water-resistant and robust housing
- Including battery monitoring

**VT CTL**

Continuity tester



- Flashlight function with continuous light
- Visual and acoustic feed-through
- Resistant to interference voltage

**Technical data**

|                   |
|-------------------|
| Display           |
| Protection degree |
| Battery type      |
| Approvals         |
| Weight            |
| <b>Note</b>       |

|                              |
|------------------------------|
| <b>VT M</b>                  |
| Visual & acoustic            |
| IP65                         |
| 1.5 V type AAA battery       |
| DIN EN 61010-1, DIN EN 61326 |
| 60 g                         |
| <b>Note</b>                  |

|                        |
|------------------------|
| <b>VT CTL</b>          |
| Visual & acoustic      |
| IP44                   |
| 1.5 V type AAA battery |
| DIN EN 61010-1         |
| 140 g                  |
| <b>Note</b>            |

**Ordering data**

|                |
|----------------|
| <b>Version</b> |
| <b>Note</b>    |

| Type        | Qty. | Order No.  |
|-------------|------|------------|
| VT M        | 1    | 2436680000 |
| <b>Note</b> |      |            |

| Type        | Qty. | Order No.  |
|-------------|------|------------|
| VT CTL      | 1    | 2436690000 |
| <b>Note</b> |      |            |

**Accessories**

|             |
|-------------|
| <b>Note</b> |
|-------------|

| Type                | Qty. | Order No.  |
|---------------------|------|------------|
| BATTERIE 1,5V MICRO | 2    | 9201310000 |
| <b>Note</b>         |      |            |

| Type                | Qty. | Order No.  |
|---------------------|------|------------|
| BATTERIE 1,5V MICRO | 2    | 9201310000 |
| <b>Note</b>         |      |            |



# Tool sets

---

|                  |                                  |      |
|------------------|----------------------------------|------|
| <b>Tool sets</b> | Introduction                     | H.2  |
|                  | Tool chest                       | H.4  |
|                  | Tool case                        | H.6  |
|                  | Crimp sets and accessories       | H.24 |
|                  | multi-stripax® PV and PV Set WM4 | H.29 |
|                  | Inserts                          | H.30 |
|                  | Assortment boxes and cases       | H.32 |

---

# Within easy reach, always the right tool at hand

## Extensively equipped bags and cases by Weidmüller

### Tool cases and bags by Weidmüller

Within easy reach, always the right tool at hand - This helps efficient work with minimised search- and preparation times. The new product combinations present user benefits such as optimum functionality and offer practical factory equipment. The extensive and user-specific equipment provides the right tool for every application. The new Stripax® Ultimate is extremely suitable for hard and halogen-free insulation material. In addition the new two-pole voltage testers, such as the VT Digi Pro, provide a wide measuring range from 1 up to 1.000V AC/DC and high functionality by continuity test, rotating field display and resistance measurement.

### Our easy to handle tool sets

Our tool bags are available in two different sizes and with various equipment. The P Bag has the size 260x170x50 mm while the P Bag XL is larger with the dimensions 320x220x50 mm. Both cases are reinforced and are fitted with a robust zip.

### Our comprehensive tool case

Both tool cases offer large storage room with enough space for further components and tools. The Pro Case is a soft case with an adjustable carry strap. It features an inside pocket for documents as well as various rubber brackets for separate tools. The two side pockets can be opened and offer a variety of brackets for stowing different tools. In addition, there are small velcro fastened pockets to offer simple storage.

The lockable hard sided suitcase, Top Case, is constructed from robust polypropylene with wheels as well as a sturdy and ergonomic two-component carry strap. The case is shock-resistant even under temperature fluctuations. The two suitcase shells are connected with hinges and meshed with an aluminium frame. The case provides additional space for stowing different tools. If the space should prove insufficient, each tool panel can be removed to increase the storage potential. Furthermore different separators in the bottom area ensure order and clarity.





# Organisation and efficiency at the workplace

## The Weidmüller tool chest with interchangeable tool inserts

Wiring a cabinet consumes a lot of time, but it must be done. With the Weidmüller tool chest, tools and working materials can be organised optimally for quick and efficient access at any time. That saves time and reduces costs.

The Weidmüller tool chest combines the best quality with intelligent features. The foam inserts are perfectly tailored to the drawers. Due to their three-part division, individual drawer layouts fit together so that tools are sorted according to their application. If a layout is empty, a label indicates which tool is missing. A QR code links to the relevant information and application videos in the online catalogue.

You will find more details in the online catalogue.

### Technical data

| Type       | Description of article | Order No.  | Qty. |
|------------|------------------------|------------|------|
| Tool Chest | tool chest empty       | 2683640000 | 1    |
| TC LDRW    | perforated rear panel  | 2683650000 | 1    |
| TC BHLE    | container strip        | 2683660000 | 1    |
| TC ZUAL    | add-on tray            | 2683670000 | 1    |
| TC PRHA    | paper roll holder      | 2683680000 | 1    |
| TC SDHA    | spray can holder       | 2683690000 | 1    |
| TC ABFBH   | waste container        | 2683700000 | 1    |
| TC TFTHA   | TFT monitor mount      | 2683710000 | 1    |

**Note:** Available end of 2nd Quarter 2019



### Technical data

| Type                       | Description of article                   | Order No.  | Qty. |
|----------------------------|--|------------|------|
| TC INL BIG 1               | Foam inlay universal big                 | 2683720000 | 1    |
| TC INL THIR 1              | Foam inlay 16mm <sup>2</sup> + CST       | 2683740000 | 1    |
| TC INL THIR 2              | Foam inlay pliers                        | 2683760000 | 1    |
| TC INL THIR 3              | Foam inlay 50 mm <sup>2</sup>            | 2683780000 | 1    |
| TC INL THIR 4              | Foam inlay screwdrivers                  | 2683800000 | 1    |
| TC INL THIR 5              | Foam inlay wrenches                      | 2683820000 | 1    |
| TC INL THIR 6              | Foam inlay socket set                    | 2683840000 | 1    |
| TC INL THIR 7              | Foam inlay tester                        | 2683860000 | 1    |
| TC INL THIR 8              | Foam inlay multimeter                    | 2683880000 | 1    |
| TC INL THIR 9              | Foam inlay clamp meter                   | 2683900000 | 1    |
| TC INL THIR 10             | Foam inlay workplace solution            | 2683920000 | 1    |
| TC INL BIG EMPTY 1         | Foam inlay universal big empty           | 2683730000 | 1    |
| TC INL THIR EMPTY 1        | Foam inlay 16mm <sup>2</sup> + CST empty | 2683750000 | 1    |
| TC INL THIR EMPTY 2        | Foam inlay pliers empty                  | 2683770000 | 1    |
| TC INL THIR EMPTY 3        | Foam inlay 50 mm <sup>2</sup> empty      | 2683790000 | 1    |
| TC INL THIR EMPTY 4        | Foam inlay screwdrivers empty            | 2683810000 | 1    |
| TC INL THIR EMPTY 5        | Foam inlay wrenches empty                | 2683830000 | 1    |
| TC INL THIR EMPTY 6        | Foam inlay socket set empty              | 2683850000 | 1    |
| TC INL THIR EMPTY 7        | Foam inlay tester empty                  | 2683870000 | 1    |
| TC INL THIR EMPTY 8        | Foam inlay multimeter empty              | 2683890000 | 1    |
| TC INL THIR EMPTY 9        | Foam inlay clamp meter empty             | 2683910000 | 1    |
| TC INL THIR EMPTY 10       | Foam inlay workplace solution empty      | 2683930000 | 1    |
| TC INL THIR EMPTY 1 FIELD  | Foam inlay 1 free field                  | 2683940000 | 1    |
| TC INL THIR EMPTY 2 FIELDS | Foam inlay 2 free fields                 | 2683950000 | 1    |
| TC INL THIR EMPTY 3 FIELDS | Foam inlay 3 free fields                 | 2683960000 | 1    |

**Note:** Available end of 2nd Quarter 2019



#### Subsequent expansion

Both sides have standard perforated walls. An optional perforated wall for the rear allows the retrofitting of additional elements.



#### Great flexibility

The three-part foam inserts enable application-specific drawer layouts. The moulds of the tool inserts have a universal design making them suitable for different tools.



#### Distinct labelling

Highly discernable markers show designation and article number and indicate the location of each tool. A QR code links to further information on the tool in the online catalogue.

Tool case

Pro Case Premium



Assembly

| Description of article  | Type                  | Qty. |
|---|-----------------------|------|
| Sheathing strippers   | AM 25                 | 1    |
| Cutting tool for up to 8 mm outside diameter  | KT 8                  | 1    |
| Stripping tool for up to 10 mm <sup>2</sup>   | STRIPAX               | 1    |
| Crimping tool   | PZ 6 ROTO L           | 1    |
| Wire-end ferrule  | H-BOX 0,5-2,5QMM DIN  | 1    |
| Sheathing stripper for UTP and STP data cables  | AM 12                 | 1    |
| Voltage tester up to 1000 V / 100 Hz LCD  | VT DIGI PRO           | 1    |
| Voltage tester up to 690 V / 100 Hz LED   | VT COMBI PRO          | 1    |
| Toolbox, empty  | Pro Case leer         | 1    |
| Junction box sheathing stripper with indiv. core stripping unit and longitudinal cutter | STRIPPER ROUND TOP    | 1    |
| VDE-insulated long-nose pliers with cutter, 160 mm long                                 | FRZ S 160             | 1    |
| VDE-insulated diagonal-cutting pliers, 180 mm long                                      | SE HD 180             | 1    |
| VDE-insulated combination pliers, 180 mm long   | KBZ 180               | 1    |
| VDE-insulated round-nose pliers with long jaws  | RZ 160                | 1    |
| VDE-insulated wire-stripping pliers for conductors up to 5mm diameter                   | AIZ 160               | 1    |
| Universal electrical cabinet key  | CROSS-KEY UNIVERSAL   | 1    |
| Combined cutting/screwing tool  | SWIFTY SET            | 1    |
| Screwing tool   | SK WSD-S 1,5-10,0     | 1    |
| Slotted and crosshead PH screwdriver set  | SD Set S2.5-5.5/PH1/2 | 1    |
| VDE-insulated Slotted and crosshead PH-SD screwdriver set, SlimLine                     | SDI SL S3.5-6.5/PH1/2 | 1    |
| Allen key with ball head  | SKS 2,0-8,0 MR        | 1    |
| Interchangeable bit for slotted screws, size 0.5 x 3                                    | WK S 0,5x3,0          | 1    |
| Torque screwdriver, from 0.5-1.7 Nm   | DMS MANUELL 0,5-1,7   | 1    |

Technical data

|                        |                    |
|------------------------|--------------------|
| Depth / Width / Height | 170 / 480 / 400 mm |
| Weight                 | 8500 g             |

Ordering data

| Type             | Qty. | Order No.  |
|------------------|------|------------|
| Pro Case Premium | 1    | 9202460000 |
| Pro Case leer    | 1    | 9202470000 |

Top Case Premium



Assembly

| Description of article  | Type                  | Qty. |
|---|-----------------------|------|
| Sheathing strippers   | AM 25                 | 1    |
| Cutting tool for up to 8 mm outside diameter  | KT 8                  | 1    |
| Stripping tool for up to 10 mm <sup>2</sup>   | STRIPAX               | 1    |
| Crimping tool   | PZ 6 ROTO L           | 1    |
| Wire-end ferrule  | H-BOX 0,5-2,5QMM DIN  | 1    |
| Sheathing stripper for UTP and STP data cables  | AM 12                 | 1    |
| Voltage tester up to 1000 V / 100 Hz LCD  | VT DIGI PRO           | 1    |
| Voltage tester up to 690 V / 100 Hz LED   | VT COMBI PRO          | 1    |
| Toolbox, empty  | TOP CASE              | 1    |
| Junction box sheathing stripper with indiv. core stripping unit and longitudinal cutter | STRIPPER ROUND TOP    | 1    |
| VDE-insulated long-nose pliers with cutter, 160 mm long                                 | FRZ S 160             | 1    |
| VDE-insulated diagonal-cutting pliers, 180 mm long                                      | SE HD 180             | 1    |
| VDE-insulated combination pliers, 180 mm long   | KBZ 180               | 1    |
| VDE-insulated round-nose pliers with long jaws  | RZ 160                | 1    |
| VDE-insulated wire-stripping pliers for conductors up to 5mm diameter                   | AIZ 160               | 1    |
| Universal electrical cabinet key  | CROSS-KEY UNIVERSAL   | 1    |
| Combined cutting/screwing tool  | SWIFTY SET            | 1    |
| Screwing tool   | SK WSD-S 1,5-10,0     | 1    |
| Slotted and crosshead PH screwdriver set  | SD Set S2.5-5.5/PH1/2 | 1    |
| VDE-insulated Slotted and crosshead PH-SD screwdriver set, SlimLine                     | SDI SL S3.5-6.5/PH1/2 | 1    |
| Allen key with ball head  | SKS 2,0-8,0 MR        | 1    |
| Interchangeable bit for slotted screws, size 0.5 x 3                                    | WK S 0,5x3,0          | 1    |
| Torque screwdriver, from 0.5-1.7 Nm   | DMS MANUELL 0,5-1,7   | 1    |

Technical data

|                        |                    |
|------------------------|--------------------|
| Depth / Width / Height | 352 / 465 / 255 mm |
| Weight                 | 11300 g            |

Ordering data

| Type             | Qty. | Order No.  |
|------------------|------|------------|
| TOP CASE PREMIUM | 1    | 1345320000 |
| TOP CASE         | 1    | 1345330000 |



## Pro Case Insta



## Assembly

| Description of article  | Type                  | Qty. |
|---|-----------------------|------|
| Sheathing strippers   | AM 25                 | 1    |
| Cutting tool for up to 8 mm outside diameter  | KT 8                  | 1    |
| Stripping tool for up to 10 mm <sup>2</sup>   | STRIPAX               | 1    |
| Crimping tool   | PZ 6 ROTO L           | 1    |
| Wire-end ferrule  | H-BOX 0,5-2,5QMM DIN  | 1    |
| Sheathing stripper for UTP and STP data cables  | AM 12                 | 1    |
| Voltage tester up to 690 V / 100 Hz LED   | VT COMBI PRO          | 1    |
| Tape measure  | FLEXIMET 5 M          | 1    |
| Toolbox, empty  | Pro Case leer         | 1    |
| Junction box sheathing stripper with indiv. core stripping unit and longitudinal cutter | STRIPPER ROUND TOP    | 1    |
| VDE-insulated long-nose pliers with cutter, 160 mm long                                 | FRZ S 160             | 1    |
| VDE-insulated diagonal-cutting pliers, 180 mm long                                      | SE HD 180             | 1    |
| VDE-insulated combination pliers, 180 mm long   | KBZ 180               | 1    |
| Universal electrical cabinet key  | CROSS-KEY UNIVERSAL   | 1    |
| Screwing tool   | SK WSD-S 1,5-10,0     | 1    |
| VDE-insulated Slotted and crosshead PH-SD screwdriver set, SlimLine                     | SDI SL S3.5-6.5/PH1/2 | 1    |
| Allen key with ball head  | SKS 2,0-8,0 MR        | 1    |
| Ring spanner set  | PACK HEXA 8-13        | 1    |

## Technical data

|                        |                    |
|------------------------|--------------------|
| Depth / Width / Height | 170 / 480 / 400 mm |
| Weight                 | 7680 g             |

## Ordering data

| Type           | Qty. | Order No.  |
|----------------|------|------------|
| Pro Case Insta | 1    | 9203160000 |
| Pro Case leer  | 1    | 9202470000 |

## Top Case Insta



## Assembly

| Description of article  | Type                  | Qty. |
|---|-----------------------|------|
| Sheathing strippers   | AM 25                 | 1    |
| Cutting tool for up to 8 mm outside diameter  | KT 8                  | 1    |
| Stripping tool for up to 10 mm <sup>2</sup>   | STRIPAX               | 1    |
| Crimping tool   | PZ 6 ROTO L           | 1    |
| Wire-end ferrule  | H-BOX 0,5-2,5QMM DIN  | 1    |
| Sheathing stripper for UTP and STP data cables  | AM 12                 | 1    |
| Voltage tester up to 690 V / 100 Hz LED   | VT COMBI PRO          | 1    |
| Tape measure  | FLEXIMET 5 M          | 1    |
| Toolbox, empty  | TOP CASE              | 1    |
| Junction box sheathing stripper with indiv. core stripping unit and longitudinal cutter | STRIPPER ROUND TOP    | 1    |
| VDE-insulated long-nose pliers with cutter, 160 mm long                                 | FRZ S 160             | 1    |
| VDE-insulated diagonal-cutting pliers, 180 mm long                                      | SE HD 180             | 1    |
| VDE-insulated combination pliers, 180 mm long   | KBZ 180               | 1    |
| Universal electrical cabinet key  | CROSS-KEY UNIVERSAL   | 1    |
| Screwing tool   | SK WSD-S 1,5-10,0     | 1    |
| VDE-insulated Slotted and crosshead PH-SD screwdriver set, SlimLine                     | SDI SL S3.5-6.5/PH1/2 | 1    |
| Allen key with ball head  | SKS 2,0-8,0 MR        | 1    |
| Ring spanner set  | PACK HEXA 8-13        | 1    |

## Technical data

|                        |                    |
|------------------------|--------------------|
| Depth / Width / Height | 352 / 465 / 255 mm |
| Weight                 | 10.8 kg            |

## Ordering data

| Type           | Qty. | Order No.  |
|----------------|------|------------|
| TOP CASE INSTA | 1    | 1345310000 |
| TOP CASE       | 1    | 1345330000 |

Tool case

Pro Case 16



Top Case 16



Assembly

| Description of article  | Type                  | Qty. |
|---|-----------------------|------|
| Cutting tool for up to 8 mm outside diameter                        | KT 8                  | 1    |
| VDE-insulated combination pliers, 180 mm long                       | KBZ 180               | 1    |
| VDE-insulated diagonal-cutting pliers, 180 mm long                  | SE HD 180             | 1    |
| VDE-insulated long-nose pliers with cutter, 160 mm long             | FRZ S 160             | 1    |
| Stripping tool for up to 10 mm <sup>2</sup>                         | STRIPAX               | 1    |
| Stripping tool for up to 16 mm <sup>2</sup>                         | STRIPAX 16            | 1    |
| Sheathing strippers   | AM 16                 | 1    |
| Crimping tool   | PZ 6 ROTO L           | 1    |
| Crimping tool   | PZ 16                 | 1    |
| VDE-insulated Slotted and crosshead PH-SD screwdriver set, SlimLine | SDI SL S3 5-6.5/PH1/2 | 1    |
| Voltage tester up to 1000 V / 100 Hz LCD                            | VT DIGI PRO           | 1    |
| Non-contact voltage tester  | VT LCL                | 1    |
| Continuity testers  | VT CTL                | 1    |
| Wire-end ferrule  | H-BOX 0,5-2,50MM DIN  | 1    |
| Wire-end ferrule  | H-BOX 4,0-16,00MM DIN | 1    |
| Tape measure  | FLEXIMET 5 M          | 1    |
| Toolbox, empty  | Pro Case leer         | 1    |

Assembly

| Description of article  | Type                  | Qty. |
|---|-----------------------|------|
| Cutting tool for up to 8 mm outside diameter                        | KT 8                  | 1    |
| VDE-insulated combination pliers, 180 mm long                       | KBZ 180               | 1    |
| VDE-insulated diagonal-cutting pliers, 180 mm long                  | SE HD 180             | 1    |
| VDE-insulated long-nose pliers with cutter, 160 mm long             | FRZ S 160             | 1    |
| Stripping tool for up to 10 mm <sup>2</sup>                         | STRIPAX               | 1    |
| Stripping tool for up to 16 mm <sup>2</sup>                         | STRIPAX 16            | 1    |
| Sheathing strippers   | AM 16                 | 1    |
| Crimping tool   | PZ 6 ROTO L           | 1    |
| Crimping tool   | PZ 16                 | 1    |
| VDE-insulated Slotted and crosshead PH-SD screwdriver set, SlimLine | SDI SL S3 5-6.5/PH1/2 | 1    |
| Voltage tester up to 1000 V / 100 Hz LCD                            | VT DIGI PRO           | 1    |
| Non-contact voltage tester  | VT LCL                | 1    |
| Continuity testers  | VT CTL                | 1    |
| Wire-end ferrule  | H-BOX 0,5-2,50MM DIN  | 1    |
| Wire-end ferrule  | H-BOX 4,0-16,00MM DIN | 1    |
| Tape measure  | FLEXIMET 5 M          | 1    |
| Toolbox, empty  | TOP CASE              | 1    |

Technical data

|                        |                    |
|------------------------|--------------------|
| Depth / Width / Height | 170 / 480 / 400 mm |
| Weight                 |                    |

Technical data

|                        |                    |
|------------------------|--------------------|
| Depth / Width / Height | 352 / 465 / 255 mm |
| Weight                 |                    |

Ordering data

| Type          | Qty. | Order No.  |
|---------------|------|------------|
| PRO CASE 16   | 1    | 2602270000 |
| Pro Case leer | 1    | 9202470000 |

Ordering data

| Type        | Qty. | Order No.  |
|-------------|------|------------|
| TOP CASE 16 | 1    | 2602310000 |
| TOP CASE    | 1    | 1345330000 |

Pro Case UL



Assembly

| Description of article  | Type                  | Qty. |
|---|-----------------------|------|
| Cutting tool for up to 8 mm outside diameter  | KT 8                  | 1    |
| VDE-insulated combination pliers, 180 mm long   | KBZ 180               | 1    |
| VDE-insulated diagonal-cutting pliers, 180 mm long                                      | SE HD 180             | 1    |
| VDE-insulated long-nose pliers with cutter, 160 mm long                                 | FRZ S 160             | 1    |
| Stripping tool for up to 10 mm <sup>2</sup>   | STRIPAX               | 1    |
| Junction box sheathing stripper with indiv. core stripping unit and longitudinal cutter | STRIPPER ROUND TOP    | 1    |
| Wire stripper unit  | STRIPAX ULTIMATE      | 1    |
| Sheathing strippers   | AM 16                 | 1    |
| Crimping tool   | PZ 10 HEX             | 1    |
| Screwing tool   | SK WSD-S 1,5-10,0     | 1    |
| VDE-insulated Slotted and crosshead PH-SD screwdriver set, SlimLine                     | SDI SL S3.5-6.5/PH1/2 | 1    |
| Slotted and crosshead PH screwdriver set  | SD Set S2.5-5.5/PH1/2 | 1    |
| Universal electrical cabinet key  | CROSS-KEY UNIVERSAL   | 1    |
| Voltage tester up to 1000 V / 100 Hz LCD  | VT DIGI PRO           | 1    |
| Non-contact voltage tester  | VT LCL                | 1    |
| Continuity testers  | VT CTL                | 1    |
| Wire-end ferrule  | H-BOX 0,5-2,5QMM DIN  | 1    |
| Tape measure  | FLEXIMET 5 M          | 1    |
| Toolbox, empty  | Pro Case leer         | 1    |

Technical data

|                        |                    |
|------------------------|--------------------|
| Depth / Width / Height | 170 / 480 / 400 mm |
| Weight                 |                    |

Ordering data

| Type          | Qty. | Order No.  |
|---------------|------|------------|
| PRO CASE UL   | 1    | 2602260000 |
| Pro Case leer | 1    | 9202470000 |

Top Case UL



Assembly

| Description of article  | Type                  | Qty. |
|---|-----------------------|------|
| Cutting tool for up to 8 mm outside diameter  | KT 8                  | 1    |
| VDE-insulated combination pliers, 180 mm long   | KBZ 180               | 1    |
| VDE-insulated diagonal-cutting pliers, 180 mm long                                      | SE HD 180             | 1    |
| VDE-insulated long-nose pliers with cutter, 160 mm long                                 | FRZ S 160             | 1    |
| Stripping tool for up to 10 mm <sup>2</sup>   | STRIPAX               | 1    |
| Junction box sheathing stripper with indiv. core stripping unit and longitudinal cutter | STRIPPER ROUND TOP    | 1    |
| Wire stripper unit  | STRIPAX ULTIMATE      | 1    |
| Sheathing strippers   | AM 16                 | 1    |
| Crimping tool   | PZ 10 HEX             | 1    |
| Screwing tool   | SK WSD-S 1,5-10,0     | 1    |
| VDE-insulated Slotted and crosshead PH-SD screwdriver set, SlimLine                     | SDI SL S3.5-6.5/PH1/2 | 1    |
| Slotted and crosshead PH screwdriver set  | SD Set S2.5-5.5/PH1/2 | 1    |
| Universal electrical cabinet key  | CROSS-KEY UNIVERSAL   | 1    |
| Voltage tester up to 1000 V / 100 Hz LCD  | VT DIGI PRO           | 1    |
| Non-contact voltage tester  | VT LCL                | 1    |
| Continuity testers  | VT CTL                | 1    |
| Wire-end ferrule  | H-BOX 0,5-2,5QMM DIN  | 1    |
| Tape measure  | FLEXIMET 5 M          | 1    |
| Toolbox, empty  | TOP CASE              | 1    |

Technical data

|                        |                    |
|------------------------|--------------------|
| Depth / Width / Height | 352 / 465 / 255 mm |
| Weight                 |                    |

Ordering data

| Type        | Qty. | Order No.  |
|-------------|------|------------|
| TOP CASE UL | 1    | 2602300000 |
| TOP CASE    | 1    | 1345330000 |

Tool case

Pro Case ELEC



Top Case ELEC



Assembly

| Description of article  | Type                  | Qty. |
|---|-----------------------|------|
| Cutting tool for up to 8 mm outside diameter  | KT 8                  | 1    |
| VDE-insulated combination pliers, 180 mm long   | KBZ 180               | 1    |
| VDE-insulated diagonal-cutting pliers, 180 mm long                                      | SE HD 180             | 1    |
| VDE-insulated long-nose pliers with cutter, 160 mm long                                 | FRZ S 160             | 1    |
| Stripping tool for up to 10 mm <sup>2</sup>   | STRIPAX               | 1    |
| Wire stripper unit  | STRIPAX ULTIMATE      | 1    |
| Sheathing strippers   | AM 16                 | 1    |
| Junction box sheathing stripper with indiv. core stripping unit and longitudinal cutter | STRIPPER ROUND TOP    | 1    |
| Crimping tool   | PZ 10 HEX             | 1    |
| Crimping tool for insulated connectors, 0.5-6 mm <sup>2</sup>                           | CTI 6                 | 1    |
| Screwing tool   | SK WSD-S 1,5-10,0     | 1    |
| VDE-insulated Slotted and crosshead PH-SD screwdriver set, SlimLine                     | SDI SL S3.5-6.5/PH1/2 | 1    |
| Slotted and crosshead PH screwdriver set  | SD Set S2.5-5.5/PH1/2 | 1    |
| Universal electrical cabinet key  | CROSS-KEY UNIVERSAL   | 1    |
| Voltage tester up to 1000 V / 100 Hz LCD  | VT DIGI PRO           | 1    |
| Non-contact voltage tester  | VT LCL                | 1    |
| Continuity testers  | VT CTL                | 1    |
| Wire-end ferrule  | H-BOX 0,5-2,50MM DIN  | 1    |
| Tape measure  | FLEXIMET 5 M          | 1    |
| Toolbox, empty  | Pro Case leer         | 1    |

Assembly

| Description of article  | Type                  | Qty. |
|---|-----------------------|------|
| Cutting tool for up to 8 mm outside diameter  | KT 8                  | 1    |
| VDE-insulated combination pliers, 180 mm long   | KBZ 180               | 1    |
| VDE-insulated diagonal-cutting pliers, 180 mm long                                      | SE HD 180             | 1    |
| VDE-insulated long-nose pliers with cutter, 160 mm long                                 | FRZ S 160             | 1    |
| Stripping tool for up to 10 mm <sup>2</sup>   | STRIPAX               | 1    |
| Wire stripper unit  | STRIPAX ULTIMATE      | 1    |
| Sheathing strippers   | AM 16                 | 1    |
| Junction box sheathing stripper with indiv. core stripping unit and longitudinal cutter | STRIPPER ROUND TOP    | 1    |
| Crimping tool   | PZ 10 HEX             | 1    |
| Crimping tool for insulated connectors, 0.5-6 mm <sup>2</sup>                           | CTI 6                 | 1    |
| Screwing tool   | SK WSD-S 1,5-10,0     | 1    |
| VDE-insulated Slotted and crosshead PH-SD screwdriver set, SlimLine                     | SDI SL S3.5-6.5/PH1/2 | 1    |
| Slotted and crosshead PH screwdriver set  | SD Set S2.5-5.5/PH1/2 | 1    |
| Universal electrical cabinet key  | CROSS-KEY UNIVERSAL   | 1    |
| Voltage tester up to 1000 V / 100 Hz LCD  | VT DIGI PRO           | 1    |
| Non-contact voltage tester  | VT LCL                | 1    |
| Continuity testers  | VT CTL                | 1    |
| Wire-end ferrule  | H-BOX 0,5-2,50MM DIN  | 1    |
| Tape measure  | FLEXIMET 5 M          | 1    |
| Toolbox, empty  | TOP CASE              | 1    |

Technical data

|                        |                    |
|------------------------|--------------------|
| Depth / Width / Height | 170 / 480 / 400 mm |
| Weight                 |                    |

Technical data

|                        |                    |
|------------------------|--------------------|
| Depth / Width / Height | 352 / 465 / 255 mm |
| Weight                 |                    |

Ordering data

| Type          | Qty. | Order No.  |
|---------------|------|------------|
| PRO CASE ELEC | 1    | 2602280000 |
| Pro Case leer | 1    | 9202470000 |

Ordering data

| Type          | Qty. | Order No.  |
|---------------|------|------------|
| TOP CASE ELEC | 1    | 2602320000 |
| TOP CASE      | 1    | 1345330000 |

## Pro Case CAB



## Assembly

| Description of article  | Type                  | Qty. |
|---|-----------------------|------|
| Cutting tool for up to 8 mm outside diameter  | KT 8                  | 1    |
| VDE-insulated combination pliers, 180 mm long   | KBZ 180               | 1    |
| VDE-insulated diagonal-cutting pliers, 180 mm long                                      | SE HD 180             | 1    |
| VDE-insulated long-nose pliers with cutter, 160 mm long                                 | FRZ S 160             | 1    |
| Stripping tool for up to 10 mm <sup>2</sup>   | STRIPAX               | 1    |
| Junction box sheathing stripper with indiv. core stripping unit and longitudinal cutter | STRIPPER ROUND TOP    | 1    |
| Crimping tool   | PZ 10 HEX             | 1    |
| Combined cutting/screwing tool  | SWIFTY SET            | 1    |
| Screwing tool   | SK WSD-S 1,5-10,0     | 1    |
| VDE-insulated Slotted and crosshead PH-SD screwdriver set, SlimLine                     | SDI SL S3.5-6.5/PH1/2 | 1    |
| Universal electrical cabinet key  | CROSS-KEY UNIVERSAL   | 1    |
| Torx wrenches with hole drilled in tip, 8-piece set                                     | TH-S 9-40             | 1    |
| Voltage tester up to 1000 V / 100 Hz LCD  | VT DIGI PRO           | 1    |
| Non-contact voltage tester  | VT LCL                | 1    |
| Wire-end ferrule  | H-BOX 0,5-2,5QMM DIN  | 1    |
| Continuity testers  | VT CTL                | 1    |
| Tape measure  | FLEXIMET 5 M          | 1    |
| Toolbox, empty  | Pro Case leer         | 1    |

## Technical data

|                        |                    |
|------------------------|--------------------|
| Depth / Width / Height | 170 / 480 / 400 mm |
| Weight                 |                    |

## Ordering data

| Type          | Qty. | Order No.  |
|---------------|------|------------|
| PRO CASE CAB  | 1    | 2602250000 |
| Pro Case leer | 1    | 9202470000 |

## Top Case CAB



## Assembly

| Description of article  | Type                  | Qty. |
|---|-----------------------|------|
| Cutting tool for up to 8 mm outside diameter  | KT 8                  | 1    |
| VDE-insulated combination pliers, 180 mm long   | KBZ 180               | 1    |
| VDE-insulated diagonal-cutting pliers, 180 mm long                                      | SE HD 180             | 1    |
| VDE-insulated long-nose pliers with cutter, 160 mm long                                 | FRZ S 160             | 1    |
| Stripping tool for up to 10 mm <sup>2</sup>   | STRIPAX               | 1    |
| Junction box sheathing stripper with indiv. core stripping unit and longitudinal cutter | STRIPPER ROUND TOP    | 1    |
| Crimping tool   | PZ 10 HEX             | 1    |
| Combined cutting/screwing tool  | SWIFTY SET            | 1    |
| Screwing tool   | SK WSD-S 1,5-10,0     | 1    |
| VDE-insulated Slotted and crosshead PH-SD screwdriver set, SlimLine                     | SDI SL S3.5-6.5/PH1/2 | 1    |
| Universal electrical cabinet key  | CROSS-KEY UNIVERSAL   | 1    |
| Torx wrenches with hole drilled in tip, 8-piece set                                     | TH-S 9-40             | 1    |
| Voltage tester up to 1000 V / 100 Hz LCD  | VT DIGI PRO           | 1    |
| Non-contact voltage tester  | VT LCL                | 1    |
| Wire-end ferrule  | H-BOX 0,5-2,5QMM DIN  | 1    |
| Continuity testers  | VT CTL                | 1    |
| Tape measure  | FLEXIMET 5 M          | 1    |
| Toolbox, empty  | TOP CASE              | 1    |

## Technical data

|                        |                    |
|------------------------|--------------------|
| Depth / Width / Height | 352 / 465 / 255 mm |
| Weight                 |                    |

## Ordering data

| Type         | Qty. | Order No.  |
|--------------|------|------------|
| TOP CASE CAB | 1    | 2602290000 |
| TOP CASE     | 1    | 1345330000 |

Tool case

P BAG XL SET1



Assembly

| Description of article   | Type                | Qty. |
|--|---------------------|------|
| Toolbag, empty   | P BAG BIG           | 1    |
| Cutting tool for up to 8 mm outside diameter                       | KT 8                | 1    |
| Stripping tool for up to 10 mm <sup>2</sup>                        | STRIPAX             | 1    |
| Sheathing strippers  | AM 25               | 1    |
| Crimping tool  | PZ 6 ROTO L         | 1    |
| Voltage tester up to 690 V / 100 Hz LED                            | VT COMBI PRO        | 1    |
| VDE-insulated crosshead screwdriver, Phillips size 1, SlimLine     | SDIK PH1 SL         | 1    |
| VDE-insulated crosshead screwdriver, Phillips size 2, SlimLine     | SDIK PH2 SL         | 1    |
| VDE-insulated screwdriver with slotted blade 0.6x3.5x100, SlimLine | SDIS SL 0.6X3.5X100 | 1    |
| VDE-insulated screwdriver with slotted blade 0.8x4.0x100, SlimLine | SDIS SL 0.8X4.0X100 | 1    |

P BAG XL SET2



Assembly

| Description of article   | Type                | Qty. |
|--|---------------------|------|
| Toolbag, empty   | P BAG BIG           | 1    |
| Cutting tool for up to 8 mm outside diameter                       | KT 8                | 1    |
| Stripping tool for up to 10 mm <sup>2</sup>                        | STRIPAX             | 1    |
| Sheathing strippers  | AM 25               | 1    |
| Crimping tool  | PZ 6 ROTO L         | 1    |
| VDE-insulated crosshead screwdriver, Phillips size 1, SlimLine     | SDIK PH1 SL         | 1    |
| VDE-insulated crosshead screwdriver, Phillips size 2, SlimLine     | SDIK PH2 SL         | 1    |
| VDE-insulated screwdriver with slotted blade 0.6x3.5x100, SlimLine | SDIS SL 0.6X3.5X100 | 1    |
| VDE-insulated screwdriver with slotted blade 0.8x4.0x100, SlimLine | SDIS SL 0.8X4.0X100 | 1    |
| Voltage tester up to 1000 V / 100 Hz LCD                           | VT DIGI PRO         | 1    |

H

Technical data

|                        |                   |
|------------------------|-------------------|
| Depth / Width / Height | 220 / 320 / 60 mm |
| Weight                 |                   |

Ordering data

| Type           | Qty. | Order No.  |
|----------------|------|------------|
| P BAG XL SET 1 | 1    | 2602110000 |
| P BAG BIG      | 1    | 2576620000 |

Technical data

|                        |                   |
|------------------------|-------------------|
| Depth / Width / Height | 220 / 320 / 60 mm |
| Weight                 |                   |

Ordering data

| Type           | Qty. | Order No.  |
|----------------|------|------------|
| P BAG XL SET 2 | 1    | 2602120000 |
| P BAG BIG      | 1    | 2576620000 |

**P BAG XL SET3**



**Assembly**

| Description of article   | Type                | Qty. |
|--|---------------------|------|
| Toolbag, empty   | P BAG BIG           | 1    |
| Cutting tool for up to 8 mm outside diameter                       | KT 8                | 1    |
| Stripping tool for up to 10 mm <sup>2</sup>                        | STRIPAX             | 1    |
| Sheathing strippers  | AM 25               | 1    |
| Crimping tool  | PZ 10 HEX           | 1    |
| VDE-insulated crosshead screwdriver, Phillips size 1, SlimLine     | SDIK PH1 SL         | 1    |
| VDE-insulated crosshead screwdriver, Phillips size 2, SlimLine     | SDIK PH2 SL         | 1    |
| VDE-insulated screwdriver with slotted blade 0.6x3.5x100, SlimLine | SDIS SL 0.6X3.5X100 | 1    |
| VDE-insulated screwdriver with slotted blade 0.8x4.0x100, SlimLine | SDIS SL 0.8X4.0X100 | 1    |
| Voltage tester up to 690 V / 100 Hz LED                            | VT COMBI PRO        | 1    |

**Technical data**

|                        |                   |
|------------------------|-------------------|
| Depth / Width / Height | 220 / 320 / 60 mm |
| Weight                 |                   |

**Ordering data**

| Type           | Qty. | Order No.  |
|----------------|------|------------|
| P BAG XL SET 3 | 1    | 2602130000 |
| P BAG BIG      | 1    | 2576620000 |

**P BAG XL SET4**



**Assembly**

| Description of article   | Type                | Qty. |
|--|---------------------|------|
| Toolbag, empty   | P BAG BIG           | 1    |
| Cutting tool for up to 8 mm outside diameter                       | KT 8                | 1    |
| Stripping tool for up to 10 mm <sup>2</sup>                        | STRIPAX             | 1    |
| Sheathing strippers  | AM 25               | 1    |
| Crimping tool  | PZ 10 HEX           | 1    |
| VDE-insulated crosshead screwdriver, Phillips size 1, SlimLine     | SDIK PH1 SL         | 1    |
| VDE-insulated crosshead screwdriver, Phillips size 2, SlimLine     | SDIK PH2 SL         | 1    |
| VDE-insulated screwdriver with slotted blade 0.6x3.5x100, SlimLine | SDIS SL 0.6X3.5X100 | 1    |
| VDE-insulated screwdriver with slotted blade 0.8x4.0x100, SlimLine | SDIS SL 0.8X4.0X100 | 1    |
| Voltage tester up to 1000 V / 100 Hz LCD                           | VT DIGI PRO         | 1    |

**Technical data**

|                        |                   |
|------------------------|-------------------|
| Depth / Width / Height | 220 / 320 / 60 mm |
| Weight                 |                   |

**Ordering data**

| Type           | Qty. | Order No.  |
|----------------|------|------------|
| P BAG XL SET 4 | 1    | 2602140000 |
| P BAG BIG      | 1    | 2576620000 |

**P BAG XL SET5**



**Assembly**

| Description of article   | Type                | Qty. |
|--|---------------------|------|
| Toolbag, empty   | P BAG BIG           | 1    |
| Cutting tool for up to 8 mm outside diameter                       | KT 8                | 1    |
| Stripping tool for up to 10 mm <sup>2</sup>                        | STRIPAX             | 1    |
| Sheathing strippers  | AM 25               | 1    |
| Crimping tool  | PZ 10 SQR           | 1    |
| VDE-insulated crosshead screwdriver, Phillips size 1, SlimLine     | SDIK PH1 SL         | 1    |
| VDE-insulated crosshead screwdriver, Phillips size 2, SlimLine     | SDIK PH2 SL         | 1    |
| VDE-insulated screwdriver with slotted blade 0.6x3.5x100, SlimLine | SDIS SL 0.6X3.5X100 | 1    |
| VDE-insulated screwdriver with slotted blade 0.8x4.0x100, SlimLine | SDIS SL 0.8X4.0X100 | 1    |
| Voltage tester up to 690 V / 100 Hz LED                            | VT COMBI PRO        | 1    |

**P BAG XL SET6**



**Assembly**

| Description of article   | Type                | Qty. |
|--|---------------------|------|
| Toolbag, empty   | P BAG BIG           | 1    |
| Cutting tool for up to 8 mm outside diameter                       | KT 8                | 1    |
| Stripping tool for up to 10 mm <sup>2</sup>                        | STRIPAX             | 1    |
| Sheathing strippers  | AM 25               | 1    |
| Crimping tool  | PZ 10 SQR           | 1    |
| VDE-insulated crosshead screwdriver, Phillips size 1, SlimLine     | SDIK PH1 SL         | 1    |
| VDE-insulated crosshead screwdriver, Phillips size 2, SlimLine     | SDIK PH2 SL         | 1    |
| VDE-insulated screwdriver with slotted blade 0.6x3.5x100, SlimLine | SDIS SL 0.6X3.5X100 | 1    |
| VDE-insulated screwdriver with slotted blade 0.8x4.0x100, SlimLine | SDIS SL 0.8X4.0X100 | 1    |
| Voltage tester up to 1000 V / 100 Hz LCD                           | VT DIGI PRO         | 1    |

**Technical data**

|                        |                   |
|------------------------|-------------------|
| Depth / Width / Height | 220 / 320 / 60 mm |
| Weight                 |                   |

**Ordering data**

| Type           | Qty. | Order No.  |
|----------------|------|------------|
| P BAG XL SET 5 | 1    | 2602150000 |
| P BAG BIG      | 1    | 2576620000 |

**Technical data**

|                        |                   |
|------------------------|-------------------|
| Depth / Width / Height | 220 / 320 / 60 mm |
| Weight                 |                   |

**Ordering data**

| Type           | Qty. | Order No.  |
|----------------|------|------------|
| P BAG XL SET 6 | 1    | 2602160000 |
| P BAG BIG      | 1    | 2576620000 |



**P BAG XL SET7**



**Assembly**

| Description of article   | Type                | Qty. |
|--|---------------------|------|
| Toolbag, empty   | P BAG BIG           | 1    |
| Cutting tool for up to 8 mm outside diameter                       | KT 8                | 1    |
| Sheathing strippers  | AM 25               | 1    |
| Wire stripper unit   | STRIPAX ULTIMATE    | 1    |
| Crimping tool  | PZ 6 ROTO L         | 1    |
| VDE-insulated crosshead screwdriver, Phillips size 1, SlimLine     | SDIK PH1 SL         | 1    |
| VDE-insulated crosshead screwdriver, Phillips size 2, SlimLine     | SDIK PH2 SL         | 1    |
| VDE-insulated screwdriver with slotted blade 0.6x3.5x100, SlimLine | SDIS SL 0.6X3.5X100 | 1    |
| VDE-insulated screwdriver with slotted blade 0.8x4.0x100, SlimLine | SDIS SL 0.8X4.0X100 | 1    |
| Voltage tester up to 1000 V / 100 Hz LCD                           | VT DIGI PRO         | 1    |

**Technical data**

|                        |                   |
|------------------------|-------------------|
| Depth / Width / Height | 220 / 320 / 60 mm |
| Weight                 |                   |

**Ordering data**

| Type           | Qty. | Order No.  |
|----------------|------|------------|
| P BAG XL SET 7 | 1    | 2602170000 |
| P BAG BIG      | 1    | 2576620000 |

**P BAG XL SET8**



**Assembly**

| Description of article   | Type                | Qty. |
|--|---------------------|------|
| Toolbag, empty   | P BAG BIG           | 1    |
| Cutting tool for up to 8 mm outside diameter                       | KT 8                | 1    |
| Sheathing strippers  | AM 25               | 1    |
| Wire stripper unit   | STRIPAX ULTIMATE    | 1    |
| Crimping tool  | PZ 10 HEX           | 1    |
| VDE-insulated crosshead screwdriver, Phillips size 1, SlimLine     | SDIK PH1 SL         | 1    |
| VDE-insulated crosshead screwdriver, Phillips size 2, SlimLine     | SDIK PH2 SL         | 1    |
| VDE-insulated screwdriver with slotted blade 0.6x3.5x100, SlimLine | SDIS SL 0.6X3.5X100 | 1    |
| VDE-insulated screwdriver with slotted blade 0.8x4.0x100, SlimLine | SDIS SL 0.8X4.0X100 | 1    |
| Voltage tester up to 1000 V / 100 Hz LCD                           | VT DIGI PRO         | 1    |

**Technical data**

|                        |                   |
|------------------------|-------------------|
| Depth / Width / Height | 220 / 320 / 60 mm |
| Weight                 |                   |

**Ordering data**

| Type           | Qty. | Order No.  |
|----------------|------|------------|
| P BAG XL SET 8 | 1    | 2602180000 |
| P BAG BIG      | 1    | 2576620000 |

**P BAG XL SET9**



**Assembly**

| Description of article   | Type                | Qty. |
|--|---------------------|------|
| Toolbag, empty   | P BAG BIG           | 1    |
| Cutting tool for up to 8 mm outside diameter                       | KT 8                | 1    |
| Sheathing strippers  | AM 25               | 1    |
| Wire stripper unit   | STRIPAX ULTIMATE    | 1    |
| Crimping tool  | PZ 10 SQR           | 1    |
| VDE-insulated crosshead screwdriver, Phillips size 1, SlimLine     | SDIK PH1 SL         | 1    |
| VDE-insulated crosshead screwdriver, Phillips size 2, SlimLine     | SDIK PH2 SL         | 1    |
| VDE-insulated screwdriver with slotted blade 0.6x3.5x100, SlimLine | SDIS SL 0.6X3.5X100 | 1    |
| VDE-insulated screwdriver with slotted blade 0.8x4.0x100, SlimLine | SDIS SL 0.8X4.0X100 | 1    |
| Voltage tester up to 1000 V / 100 Hz LCD                           | VT DIGI PRO         | 1    |

**P BAG XL SET10**



**Assembly**

| Description of article   | Type                | Qty. |
|--|---------------------|------|
| Toolbag, empty   | P BAG BIG           | 1    |
| Cutting tool for up to 8 mm outside diameter                       | KT 8                | 1    |
| Sheathing strippers  | AM 25               | 1    |
| Stripping tool for up to 16 mm <sup>2</sup>                        | STRIPAX 16          | 1    |
| Crimping tool  | PZ 16               | 1    |
| VDE-insulated crosshead screwdriver, Phillips size 1, SlimLine     | SDIK PH1 SL         | 1    |
| VDE-insulated crosshead screwdriver, Phillips size 2, SlimLine     | SDIK PH2 SL         | 1    |
| VDE-insulated screwdriver with slotted blade 0.6x3.5x100, SlimLine | SDIS SL 0.6X3.5X100 | 1    |
| VDE-insulated screwdriver with slotted blade 0.8x4.0x100, SlimLine | SDIS SL 0.8X4.0X100 | 1    |
| Voltage tester up to 690 V / 100 Hz LED                            | VT COMBI PRO        | 1    |

**Technical data**

|                        |                   |
|------------------------|-------------------|
| Depth / Width / Height | 220 / 320 / 60 mm |
| Weight                 |                   |

**Ordering data**

| Type           | Qty. | Order No.  |
|----------------|------|------------|
| P BAG XL SET 9 | 1    | 2602190000 |
| P BAG BIG      | 1    | 2576620000 |

**Technical data**

|                        |                   |
|------------------------|-------------------|
| Depth / Width / Height | 220 / 320 / 60 mm |
| Weight                 |                   |

**Ordering data**

| Type            | Qty. | Order No.  |
|-----------------|------|------------|
| P BAG XL SET 10 | 1    | 2602200000 |
| P BAG BIG       | 1    | 2576620000 |

## P BAG XL SET11



## Assembly

| Description of article   | Type                | Qty. |
|--|---------------------|------|
| Toolbag, empty   | P BAG BIG           | 1    |
| Cutting tool for up to 8 mm outside diameter                       | KT 8                | 1    |
| Stripping tool for up to 10 mm <sup>2</sup>                        | STRIPAX             | 1    |
| Sheathing strippers  | AM 25               | 1    |
| VDE-insulated combination pliers, 180 mm long                      | KBZ 180             | 1    |
| VDE-insulated crosshead screwdriver, Phillips size 1, SlimLine     | SDIK PH1 SL         | 1    |
| VDE-insulated crosshead screwdriver, Phillips size 2, SlimLine     | SDIK PH2 SL         | 1    |
| VDE-insulated screwdriver with slotted blade 0.6x3.5x100, SlimLine | SDIS SL 0.6X3.5X100 | 1    |
| VDE-insulated screwdriver with slotted blade 0.8x4.0x100, SlimLine | SDIS SL 0.8X4.0X100 | 1    |
| Voltage tester up to 1000 V / 100 Hz LCD                           | VT DIGI PRO         | 1    |
| Cable cutter for conductors with 4-16 mm O.D ø                     | SLICER NO 16        | 1    |

## Technical data

|                        |                   |
|------------------------|-------------------|
| Depth / Width / Height | 220 / 320 / 60 mm |
| Weight                 |                   |

## Ordering data

| Type            | Qty. | Order No.  |
|-----------------|------|------------|
| P BAG XL SET 11 | 1    | 2602210000 |
| P BAG BIG       | 1    | 2576620000 |

## P BAG XL SET12



## Assembly

| Description of article   | Type                | Qty. |
|--|---------------------|------|
| Toolbag, empty   | P BAG BIG           | 1    |
| Cutting tool for up to 8 mm outside diameter                       | KT 8                | 1    |
| Stripping tool for up to 10 mm <sup>2</sup>                        | STRIPAX             | 1    |
| Sheathing strippers  | AM 25               | 1    |
| VDE-insulated combination pliers, 180 mm long                      | KBZ 180             | 1    |
| VDE-insulated crosshead screwdriver, Phillips size 1, SlimLine     | SDIK PH1 SL         | 1    |
| VDE-insulated crosshead screwdriver, Phillips size 2, SlimLine     | SDIK PH2 SL         | 1    |
| VDE-insulated screwdriver with slotted blade 0.6x3.5x100, SlimLine | SDIS SL 0.6X3.5X100 | 1    |
| VDE-insulated screwdriver with slotted blade 0.8x4.0x100, SlimLine | SDIS SL 0.8X4.0X100 | 1    |
| Voltage tester up to 690 V / 100 Hz LED                            | VT COMBI PRO        | 1    |
| Cable cutter for conductors with 4-16 mm O.D ø                     | SLICER NO 16        | 1    |

## Technical data

|                        |                   |
|------------------------|-------------------|
| Depth / Width / Height | 220 / 320 / 60 mm |
| Weight                 |                   |

## Ordering data

| Type            | Qty. | Order No.  |
|-----------------|------|------------|
| P BAG XL SET 12 | 1    | 2602220000 |
| P BAG BIG       | 1    | 2576620000 |

P BAG XL SET13



Assembly

| Description of article  | Type                | Qty. |
|---|---------------------|------|
| Toolbag, empty  | P BAG BIG           | 1    |
| Cutting tool for up to 8 mm outside diameter  | KT 8                | 1    |
| Stripping tool for up to 10 mm <sup>2</sup>   | STRIPAX             | 1    |
| Junction box sheathing stripper with indiv. core stripping unit and longitudinal cutter | STRIPPER ROUND TOP  | 1    |
| VDE-insulated combination pliers, 180 mm long   | KBZ 180             | 1    |
| VDE-insulated crosshead screwdriver, Phillips size 1, SlimLine                          | SDIK PH1 SL         | 1    |
| VDE-insulated crosshead screwdriver, Phillips size 2, SlimLine                          | SDIK PH2 SL         | 1    |
| VDE-insulated screwdriver with slotted blade 0.6x3.5x100, SlimLine                      | SDIS SL 0.6X3.5X100 | 1    |
| VDE-insulated screwdriver with slotted blade 0.8x4.0x100, SlimLine                      | SDIS SL 0.8X4.0X100 | 1    |
| Voltage tester up to 690 V / 100 Hz LED   | VT COMBI PRO        | 1    |
| Cable cutter for conductors with 4-16 mm O.D. ø   | SLICER NO 16        | 1    |

Technical data

|                        |                   |
|------------------------|-------------------|
| Depth / Width / Height | 220 / 320 / 60 mm |
| Weight                 |                   |

Ordering data

| Type            | Qty. | Order No.  |
|-----------------|------|------------|
| P BAG XL SET 13 | 1    | 2602230000 |
| P BAG BIG       | 1    | 2576620000 |

P BAG XL SET14



Assembly

| Description of article  | Type                | Qty. |
|---|---------------------|------|
| Toolbag, empty  | P BAG BIG           | 1    |
| Cutting tool for up to 8 mm outside diameter  | KT 8                | 1    |
| Stripping tool for up to 10 mm <sup>2</sup>   | STRIPAX             | 1    |
| Junction box sheathing stripper with indiv. core stripping unit and longitudinal cutter | STRIPPER ROUND TOP  | 1    |
| VDE-insulated combination pliers, 180 mm long   | KBZ 180             | 1    |
| VDE-insulated crosshead screwdriver, Phillips size 1, SlimLine                          | SDIK PH1 SL         | 1    |
| VDE-insulated crosshead screwdriver, Phillips size 2, SlimLine                          | SDIK PH2 SL         | 1    |
| VDE-insulated screwdriver with slotted blade 0.6x3.5x100, SlimLine                      | SDIS SL 0.6X3.5X100 | 1    |
| VDE-insulated screwdriver with slotted blade 0.8x4.0x100, SlimLine                      | SDIS SL 0.8X4.0X100 | 1    |
| Voltage tester up to 1000 V / 100 Hz LCD  | VT DIGI PRO         | 1    |
| Cable cutter for conductors with 4-16 mm O.D. ø   | SLICER NO 16        | 1    |

Technical data

|                        |                   |
|------------------------|-------------------|
| Depth / Width / Height | 220 / 320 / 60 mm |
| Weight                 |                   |

Ordering data

| Type            | Qty. | Order No.  |
|-----------------|------|------------|
| P BAG XL SET 14 | 1    | 2602240000 |
| P BAG BIG       | 1    | 2576620000 |

**P BAG SET1**



**Assembly**

| Description of article                                   | Type             | Qty. |
|--|------------------|------|
| Toolbag, empty   | P BAG            | 1    |
| Wire stripper unit                                       | STRIPAX ULTIMATE | 1    |
| Crimping tool  | PZ 10 HEX        | 1    |
| Hexagon socket wrench set                                | SKS 2,0-8,0      | 1    |
| VDE-insulated combination pliers, 160 mm long            | KBZ 160          | 1    |
| VDE-insulated screwdriver with slotted blade 0.6x3.5x100 | SDIS 0.6X3.5X100 | 1    |

**Technical data**

|                        |                   |
|------------------------|-------------------|
| Depth / Width / Height | 170 / 260 / 50 mm |
| Weight                 |                   |

**Ordering data**

| Type        | Qty. | Order No.  |
|-------------|------|------------|
| P BAG SET 1 | 1    | 2561430000 |
| P BAG       | 1    | 2548180000 |

**P BAG SET2**



**Assembly**

| Description of article   | Type                | Qty. |
|--|---------------------|------|
| Toolbag, empty   | P BAG               | 1    |
| Stripping tool for up to 10 mm <sup>2</sup>                        | STRIPAX             | 1    |
| Crimping tool  | PZ 6 ROTO L         | 1    |
| VDE-insulated screwdriver with slotted blade 0.6x3.5x100, SlimLine | SDIS SL 0.6X3.5X100 | 1    |
| Voltage tester up to 690 V / 100 Hz LED                            | VT MASTER           | 1    |
| Elektronic diagonal-cutting pliers                                 | SUPER CUT           | 1    |
| Universal electrical cabinet key                                   | CROSS-KEY UNIVERSAL | 1    |

**Technical data**

|                        |                   |
|------------------------|-------------------|
| Depth / Width / Height | 170 / 260 / 50 mm |
| Weight                 |                   |

**Ordering data**

| Type        | Qty. | Order No.  |
|-------------|------|------------|
| P BAG SET 2 | 1    | 2576610000 |
| P BAG       | 1    | 2548180000 |

**P BAG SET3**



**Assembly**

| Description of article  | Type                | Qty. |
|---|---------------------|------|
| Toolbag, empty  | P BAG               | 1    |
| Cutting tool for up to 8 mm outside diameter  | KT 8                | 1    |
| Stripping tool for up to 10 mm <sup>2</sup>   | STRIPAX             | 1    |
| Voltage tester from 12 - 690 V  | VT                  | 1    |
| VDE-insulated screwdriver with slotted blade 0.6x3.5x100, SlimLine                      | SDIS SL 0.6X3.5X100 | 1    |
| VDE-insulated combination pliers, 160 mm long   | KBZ 160             | 1    |
| Junction box sheathing stripper with indiv. core stripping unit and longitudinal cutter | STRIPPER ROUND TOP  | 1    |

**P BAG SET4**



**Assembly**

| Description of article                       | Type        | Qty. |
|--|-------------|------|
| Toolbag, empty                               | P BAG       | 1    |
| Cutting tool for up to 8 mm outside diameter | KT 8        | 1    |
| Stripping tool for up to 10 mm <sup>2</sup>  | STRIPAX     | 1    |
| Crimping tool                                | PZ 6 ROTO L | 1    |
| Non-contact voltage tester                   | VT LCL      | 1    |

H

**Technical data**

|                        |                   |
|------------------------|-------------------|
| Depth / Width / Height | 170 / 260 / 50 mm |
| Weight                 |                   |

**Ordering data**

| Type        | Qty. | Order No.  |
|-------------|------|------------|
| P BAG SET 3 | 1    | 2579420000 |
| P BAG       | 1    | 2548180000 |

**Technical data**

|                        |                   |
|------------------------|-------------------|
| Depth / Width / Height | 170 / 260 / 50 mm |
| Weight                 |                   |

**Ordering data**

| Type        | Qty. | Order No.  |
|-------------|------|------------|
| P BAG SET 4 | 1    | 2579430000 |
| P BAG       | 1    | 2548180000 |

**P BAG SET5**



**Assembly**

| Description of article                       | Type      | Qty. |
|--|-----------|------|
| Toolbag, empty                               | P BAG     | 1    |
| Cutting tool for up to 8 mm outside diameter | KT 8      | 1    |
| Stripping tool for up to 10 mm <sup>2</sup>  | STRIPAX   | 1    |
| Crimping tool                                | PZ 10 HEX | 1    |
| Non-contact voltage tester                   | VT LCL    | 1    |

**Technical data**

|                        |                   |
|------------------------|-------------------|
| Depth / Width / Height | 170 / 260 / 50 mm |
| Weight                 |                   |

**Ordering data**

| Type        | Qty. | Order No.  |
|-------------|------|------------|
| P BAG SET 5 | 1    | 2579440000 |
| P BAG       | 1    | 2548180000 |

**P BAG SET6**



**Assembly**

| Description of article                       | Type      | Qty. |
|--|-----------|------|
| Toolbag, empty                               | P BAG     | 1    |
| Cutting tool for up to 8 mm outside diameter | KT 8      | 1    |
| Stripping tool for up to 10 mm <sup>2</sup>  | STRIPAX   | 1    |
| Crimping tool                                | PZ 10 SQR | 1    |
| Non-contact voltage tester                   | VT LCL    | 1    |

**Technical data**

|                        |                   |
|------------------------|-------------------|
| Depth / Width / Height | 170 / 260 / 50 mm |
| Weight                 |                   |

**Ordering data**

| Type        | Qty. | Order No.  |
|-------------|------|------------|
| P BAG SET 6 | 1    | 2579450000 |
| P BAG       | 1    | 2548180000 |

**P BAG SET7**



**Assembly**

| Description of article                       | Type       | Qty. |
|--|------------|------|
| Toolbag, empty                               | P BAG      | 1    |
| Cutting tool for up to 8 mm outside diameter | KT 8       | 1    |
| Stripping tool for up to 16 mm <sup>2</sup>  | STRIPAX 16 | 1    |
| Crimping tool                                | PZ 16      | 1    |
| Non-contact voltage tester                   | VT LCL     | 1    |

**P BAG SET8**



**Assembly**

| Description of article                       | Type             | Qty. |
|--|------------------|------|
| Toolbag, empty                               | P BAG            | 1    |
| Cutting tool for up to 8 mm outside diameter | KT 8             | 1    |
| Wire stripper unit                           | STRIPAX ULTIMATE | 1    |
| Crimping tool                                | PZ 6 ROTO L      | 1    |
| Non-contact voltage tester                   | VT LCL           | 1    |

**Technical data**

|                        |                   |
|------------------------|-------------------|
| Depth / Width / Height | 170 / 260 / 50 mm |
| Weight                 |                   |

**Ordering data**

| Type        | Qty. | Order No.  |
|-------------|------|------------|
| P BAG SET 7 | 1    | 2579460000 |
| P BAG       | 1    | 2548180000 |

**Technical data**

|                        |                   |
|------------------------|-------------------|
| Depth / Width / Height | 170 / 260 / 50 mm |
| Weight                 |                   |

**Ordering data**

| Type        | Qty. | Order No.  |
|-------------|------|------------|
| P BAG SET 8 | 1    | 2579470000 |
| P BAG       | 1    | 2548180000 |



**P BAG SET9**



**Assembly**

| Description of article                       | Type             | Qty. |
|--|------------------|------|
| Toolbag, empty                               | P BAG            | 1    |
| Cutting tool for up to 8 mm outside diameter | KT 8             | 1    |
| Wire stripper unit                           | STRIPAX ULTIMATE | 1    |
| Crimping tool                                | PZ 10 HEX        | 1    |
| Non-contact voltage tester                   | VT LCL           | 1    |

**Technical data**

|                        |                   |
|------------------------|-------------------|
| Depth / Width / Height | 170 / 260 / 50 mm |
| Weight                 |                   |

**Ordering data**

| Type        | Qty. | Order No.  |
|-------------|------|------------|
| P BAG SET 9 | 1    | 2579480000 |
| P BAG       | 1    | 2548180000 |

**P BAG SET10**



**Assembly**

| Description of article                       | Type             | Qty. |
|--|------------------|------|
| Toolbag, empty                               | P BAG            | 1    |
| Cutting tool for up to 8 mm outside diameter | KT 8             | 1    |
| Wire stripper unit                           | STRIPAX ULTIMATE | 1    |
| Crimping tool                                | PZ 10 SQR        | 1    |
| Non-contact voltage tester                   | VT LCL           | 1    |

**Technical data**

|                        |                   |
|------------------------|-------------------|
| Depth / Width / Height | 170 / 260 / 50 mm |
| Weight                 |                   |

**Ordering data**

| Type         | Qty. | Order No.  |
|--------------|------|------------|
| P BAG SET 10 | 1    | 2579490000 |
| P BAG        | 1    | 2548180000 |

**Crimp Set PZ 4**



Crimp set for cutting, stripping and crimping of wire-end ferrules up to 4.0 mm<sup>2</sup>, consisting of:

- Assortment box PSC 01 blank
- A8 insert (4 pieces)
- A7 insert (2 pieces)
- stripax® stripping tool for conductors with PVC insulation from 0.08...6.0 mm<sup>2</sup>
- PZ 4 crimping tool for wire-end ferrules from 0.5...4.0 mm<sup>2</sup>
- Wire-end ferrules with plastic collars H 0.5...H 4.0
- Weidmüller colour code

**Crimp Set PZ 3**



Crimp set for cutting, stripping and crimping of wire-end ferrules up to 6.0 mm<sup>2</sup>, consisting of:

- Assortment box PSC 01 blank
- A8 insert (6 pieces)
- A7 insert (1 piece)
- stripax® stripping tool for conductors with PVC insulation from 0.08...10.0 mm<sup>2</sup>
- PZ 3 crimping tool for wire-end ferrules from 0.5...6.0 mm<sup>2</sup>
- Wire-end ferrules with plastic collars H 0.5...H 6.0
- Weidmüller colour code

**Crimp Set PZ 6 Roto L**



Crimp set for cutting, stripping and crimping of wire-end ferrules up to 6.0 mm<sup>2</sup>, consisting of:

- Assortment box PSC 01 blank
- A8 insert (6 pieces)
- A7 insert (1 piece)
- stripax® stripping tool for conductors with PVC insulation from 0.08...6.0 mm<sup>2</sup>
- PZ 6 Roto crimping tool for wire-end ferrules from 0.14...6.0 mm<sup>2</sup>
- Wire-end ferrules with plastic collars H 0.5...H 6, Weidmüller colour code

**H**

**Assembly**

| Type          |                                     | Qty. |
|---------------|-------------------------------------|------|
| STRIPAX       | Stripping and cutting tool          | 1    |
| PZ 4          | Crimping tool for wire-end ferrules | 1    |
| H0,5/14 OR    | Wire-end ferrule                    | 500  |
| H0,75/14 W    | Wire-end ferrule                    | 500  |
| H1,0/14 GE    | Wire-end ferrule                    | 1000 |
| H1,5/14 R     | Wire-end ferrule                    | 1000 |
| H2,5/15D BL   | Wire-end ferrule                    | 500  |
| H4,0/18 GR SV | Wire-end ferrule                    | 250  |

**Technical data**

|                        |                   |
|------------------------|-------------------|
| Depth / Width / Height | 261 / 338 / 57 mm |
| Weight                 | 1780 g            |

**Ordering data**

| Colour code | Type             | Order No.  |
|-------------|------------------|------------|
| Weidmüller  | CRIMP-SET PZ 4   | 9025800000 |
| DIN         | CRIMP-SET PZ 4 D | 9028630000 |

**Assembly**

| Type          |                                     | Qty. |
|---------------|-------------------------------------|------|
| PZ 3          | Crimping tool for wire-end ferrules | 1    |
| STRIPAX       | Stripping and cutting tool          | 1    |
| H0,5/14 OR    | Wire-end ferrule                    | 500  |
| H0,75/14 W    | Wire-end ferrule                    | 500  |
| H1,0/14 GE    | Wire-end ferrule                    | 500  |
| H1,5/14 R     | Wire-end ferrule                    | 500  |
| H2,5/15D BL   | Wire-end ferrule                    | 500  |
| H4,0/18 GR SV | Wire-end ferrule                    | 250  |
| H6,0/20 SW    | Wire-end ferrule                    | 250  |

**Technical data**

|                        |                   |
|------------------------|-------------------|
| Depth / Width / Height | 261 / 338 / 57 mm |
| Weight                 | 1743 g            |

**Ordering data**

| Colour code | Type           | Order No.  |
|-------------|----------------|------------|
| Weidmüller  | CRIMP-SET PZ 3 | 9028650000 |

**Assembly**

| Type          |                                     | Qty. |
|---------------|-------------------------------------|------|
| STRIPAX       | Stripping and cutting tool          | 1    |
| PZ 6 ROTO L   | Crimping tool for wire-end ferrules | 1    |
| H0,5/14 OR    | Wire-end ferrule                    | 500  |
| H0,75/14 W    | Wire-end ferrule                    | 500  |
| H1,0/14 GE    | Wire-end ferrule                    | 500  |
| H1,5/14 R     | Wire-end ferrule                    | 500  |
| H2,5/15D BL   | Wire-end ferrule                    | 500  |
| H4,0/18 GR SV | Wire-end ferrule                    | 250  |
| H6,0/20 SW    | Wire-end ferrule                    | 250  |

**Technical data**

|                        |                   |
|------------------------|-------------------|
| Depth / Width / Height | 261 / 338 / 56 mm |
| Weight                 | 1760 g            |

**Ordering data**

| Colour code   | Type                    | Order No.  |
|---------------|-------------------------|------------|
| Weidmüller    | CRIMP-SET PZ 6 ROTO L   | 9028680000 |
| DIN           | CRIMP-SET PZ 6 ROTO L D | 9028690000 |
| Miscellaneous | CRIMP-SET PZ 6 ROTO L T | 9028700000 |

## Crimp Set PZ 6/5



Crimp set for cutting, stripping and crimping of wire-end ferrules up to 6.0 mm<sup>2</sup>, consisting of:

- Assortment box PSC 01 blank
- A8 insert (6 pieces)
- A7 insert (1 piece)
- stripax® stripping tool for conductors with PVC insulation from 0.08...10.0 mm<sup>2</sup>
- PZ 6/5 crimping tool for wire-end ferrules from 0.25...10.0 mm<sup>2</sup>
- Wire-end ferrules with plastic collar H 0.5...H 6.0
- Weidmüller colour code

## PZ 10 HEX



Crimp set for cutting, stripping and crimping of wire-end ferrules up to 10.0 mm<sup>2</sup>, consisting of:

- Assortment box PSC 01
- A8 insert (8 pieces)
- stripax® stripping tool for PVC-insulated conductors from 0.08...10 mm<sup>2</sup>
- Crimp tool PZ 10 HEX for wire-end ferrules from 0.14...10 mm<sup>2</sup>
- Wire-end ferrules with plastic collars H 0.5 .. H 10.0
- Weidmüller colour code

## PZ 10 SQR



Crimp set for cutting, stripping and crimping of wire-end ferrules up to 10.0 mm<sup>2</sup>, consisting of:

- Assortment box PSC 01
- A8 insert (8 pieces)
- stripax® stripping tool for PVC-insulated conductors from 0.08...10 mm<sup>2</sup>
- Crimp tool PZ 10 SQR for wire-end ferrules from 0.14...10 mm<sup>2</sup>
- Wire-end ferrules with plastic collars H 0.5 .. H 10.0
- Weidmüller colour code

## Assembly

| Type          |                                     | Qty. |
|---------------|-------------------------------------|------|
| STRIPAX       | Stripping and cutting tool          | 1    |
| PZ 6/5        | Crimping tool for wire-end ferrules | 1    |
| H0,5/14 OR    | Wire-end ferrule                    | 500  |
| H0,75/14 W    | Wire-end ferrule                    | 500  |
| H1,0/14 GE    | Wire-end ferrule                    | 500  |
| H1,5/14 R     | Wire-end ferrule                    | 500  |
| H2,5/15D BL   | Wire-end ferrule                    | 500  |
| H4,0/18 GR SV | Wire-end ferrule                    | 250  |
| H6,0/20 SW    | Wire-end ferrule                    | 250  |

## Technical data

|                        |                   |
|------------------------|-------------------|
| Depth / Width / Height | 261 / 338 / 57 mm |
| Weight                 | 1761 g            |

## Ordering data

| Colour code | Type             | Order No.  |
|-------------|------------------|------------|
| Weidmüller  | CRIMP-SET PZ 6/5 | 9028740000 |

## Assembly

| Type        |                                     | Qty. |
|-------------|-------------------------------------|------|
| STRIPAX     | Stripping and cutting tool          | 1    |
| PZ 10 HEX   | Crimping tool for wire-end ferrules | 1    |
| H0,5/14 OR  | Wire-end ferrule                    | 500  |
| H0,75/14 W  | Wire-end ferrule                    | 500  |
| H1,0/14 GE  | Wire-end ferrule                    | 500  |
| H1,5/14 R   | Wire-end ferrule                    | 500  |
| H2,5/15D BL | Wire-end ferrule                    | 500  |
| H4,0/20D GR | Wire-end ferrule                    | 250  |
| H6,0/20 SW  | Wire-end ferrule                    | 100  |
| H10,0/22 EB | Wire-end ferrule                    | 50   |

## Technical data

|                        |                   |
|------------------------|-------------------|
| Depth / Width / Height | 261 / 338 / 57 mm |
| Weight                 | 1900 g            |

## Ordering data

| Colour code | Type               | Order No.  |
|-------------|--------------------|------------|
| Weidmüller  | CRIMPSET PZ 10 HEX | 1542250000 |

## Assembly

| Type        |                                     | Qty. |
|-------------|-------------------------------------|------|
| STRIPAX     | Stripping and cutting tool          | 1    |
| PZ 10 SQR   | Crimping tool for wire-end ferrules | 1    |
| H0,5/14 OR  | Wire-end ferrule                    | 500  |
| H0,75/14 W  | Wire-end ferrule                    | 500  |
| H1,0/14 GE  | Wire-end ferrule                    | 500  |
| H1,5/14 R   | Wire-end ferrule                    | 500  |
| H2,5/15D BL | Wire-end ferrule                    | 500  |
| H4,0/20D GR | Wire-end ferrule                    | 250  |
| H6,0/20 SW  | Wire-end ferrule                    | 100  |
| H10,0/22 EB | Wire-end ferrule                    | 50   |

## Technical data

|                        |                   |
|------------------------|-------------------|
| Depth / Width / Height | 261 / 338 / 57 mm |
| Weight                 | 1900 g            |

## Ordering data

| Colour code | Type               | Order No.  |
|-------------|--------------------|------------|
| Weidmüller  | CRIMPSET PZ 10 SQR | 1542280000 |

**Crimp Set stripax® plus**



Crimp set for cutting, stripping and crimping of reel-packaged wire-end ferrules up to 2.5 mm<sup>2</sup>, consisting of:

- PSC 01 assortment box, clear with foam insert
- stripax® Plus combination tool for processing strips of linked wire-end ferrules of 0.5...2.5 mm<sup>2</sup> from Weidmüller
- Wire-end ferrules with plastic collars H 0.5...H 2.5
- Weidmüller colour code

**Crimp Set PZ 16**



Crimp set for cutting, stripping and crimping of wire-end ferrules up to 16.0 mm<sup>2</sup>, consisting of:

- PSC 01 neutral assortment box
- A8 inserts (4 pieces)
- A7 inserts (2 pieces)
- stripax® 16 stripping tool for conductors with PVC insulation from 6.0...16.0 mm<sup>2</sup>
- PZ 16 crimping tool for wire-end ferrules from 6.0...16.0 mm<sup>2</sup>
- Wire-end ferrules with plastic collar H 6.0...H 16.0
- Weidmüller colour code

**Crimp Set PZ 50**



Crimp set for stripping and crimping of wire-end ferrules up to 50.0 mm<sup>2</sup>, consisting of:

- Assortment box PSC 01 blank
- A7 insert (4 pieces)
- Foam insert for tools
- Sheathing stripper AM 25 for round PVC cables of 6.0...25.0 mm<sup>2</sup>
- PZ 50 crimping tool for wire-end ferrules of 25, 35 and 50.0 mm<sup>2</sup>
- Wire-end ferrules with plastic collar H 25.0...H 50.0
- Weidmüller colour code

**H**

**Assembly**

| Type             |                                     | Qty. |
|------------------|-------------------------------------|------|
| STRIPAX PLUS 2.5 | Crimping tool for wire-end ferrules | 1    |
| H0,5/14 OR BD    | Wire-end ferrule                    | 500  |
| H0,75/14 W BD    | Wire-end ferrule                    | 500  |
| H1,0/14 GE BD    | Wire-end ferrule                    | 500  |
| H1,5/14 R BD     | Wire-end ferrule                    | 500  |
| H2,5/14D BL BD   | Wire-end ferrule                    | 500  |

**Technical data**

|                        |                   |
|------------------------|-------------------|
| Depth / Width / Height | 261 / 338 / 57 mm |
| Weight                 | 1110 g            |

**Ordering data**

| Colour code   | Type                     | Order No.  |
|---------------|--------------------------|------------|
| Weidmüller    | CRIMP-SET STRIPAX PLUS   | 9028770000 |
| DIN           | CRIMP-SET STRIPAX PLUS D | 9028780000 |
| Miscellaneous | CRIMP-SET STRIPAX PLUS T | 9028790000 |

**Assembly**

| Type        |                                     | Qty. |
|-------------|-------------------------------------|------|
| STRIPAX     | Stripping and cutting tool          | 1    |
| PZ 16       | Crimping tool for wire-end ferrules | 1    |
| H6,0/20 SW  | Wire-end ferrule                    | 200  |
| H10,0/22 EB | Wire-end ferrule                    | 200  |
| H16,0/22 GN | Wire-end ferrule                    | 200  |
| H16,0/28 GN | Wire-end ferrule                    | 100  |

**Technical data**

|                        |                   |
|------------------------|-------------------|
| Depth / Width / Height | 261 / 338 / 57 mm |
| Weight                 | 1725 g            |

**Ordering data**

| Colour code | Type            | Order No.  |
|-------------|-----------------|------------|
| Weidmüller  | CRIMP-SET PZ 16 | 9025850000 |

**Assembly**

| Type        |                                     | Qty. |
|-------------|-------------------------------------|------|
| AM 25       | Sheathing strippers                 | 1    |
| PZ 50       | Crimping tool for wire-end ferrules | 1    |
| H25,0/36 BR | Wire-end ferrule                    | 50   |
| H25,0/30 BR | Wire-end ferrule                    | 50   |
| H35,0/30 BE | Wire-end ferrule                    | 50   |
| H50/36 OLIV | Wire-end ferrule                    | 25   |

**Technical data**

|                        |                   |
|------------------------|-------------------|
| Depth / Width / Height | 261 / 338 / 57 mm |
| Weight                 | 1800 g            |

**Ordering data**

| Colour code | Type            | Order No.  |
|-------------|-----------------|------------|
| Weidmüller  | CRIMP-SET PZ 50 | 9028850000 |

## Crimp Set CTI 6



## Assembly

| Description of article  | Type               | Qty. |
|---|--------------------|------|
| Stripping tool for up to 10 mm <sup>2</sup>                   | STRIPAX            | 1    |
| Crimping tool for insulated connectors, 0.5-6 mm <sup>2</sup> | CTI 6 S            | 1    |
| Insulated ring-cable connector 6.0 mm <sup>2</sup> / M5       | LIR 6M5 V          | 100  |
| Insulated ring-cable connector 6.0 mm <sup>2</sup> / M6       | LIR 6M6 V          | 100  |
| Insulated pin-cable connector 6.0 mm <sup>2</sup> L=14 mm     | LIP 6R14 V         | 100  |
| Insulated ring-cable connector 2.5 mm <sup>2</sup> / M5       | LIR 2,5M5 V        | 100  |
| Insulated tab-connector sleeves 2.5 mm <sup>2</sup> / 6.3x0.8 | LIF 2,5F638 R      | 100  |
| Insulated pin-cable connector 1.5 mm <sup>2</sup> L=12 mm     | LIP 1,5R12 V       | 100  |
| Insulated pin-cable connector 2.5 mm <sup>2</sup> L=12 mm     | LIP 2,5R12 V       | 100  |
| Insulated joint connector 6.0 mm <sup>2</sup> L=26.0 mm       | LJB 6B26 VF        | 100  |
| Insulated ring-cable connector 1.5 mm <sup>2</sup> / M4       | LIR 1,5M4 V        | 100  |
| Insulated forked-cable connector 6.0 mm <sup>2</sup> / M6     | LJS 6M6 V          | 100  |
| Insulated tab-connector sleeves 1.5 mm <sup>2</sup> / 6.3x0.8 | LIF 1,5F638 R      | 100  |
| Insulated joint connector 2.5 mm <sup>2</sup> L=24.5 mm       | LJB 2,5B25 VF      | 100  |
| Insulated forked-cable connector 1.5 mm <sup>2</sup> / M4     | LJS 1,5M4 V        | 100  |
| Insulated forked-cable connector 2.0 mm <sup>2</sup> / M5     | LJS 2,5M5 V        | 100  |
| Insulated ring-cable connector 1.5 mm <sup>2</sup> / M5       | LIR 1,5M5 V        | 100  |
| Insulated ring-cable connector 2.5 mm <sup>2</sup> / M6       | LIR 2,5M6 V        | 100  |
| Insert for assortment case (69x55x79) mm                      | EINSATZ BA8-PSC 80 | 1    |
| Insulated tab-connector sleeves 1.5 mm <sup>2</sup> / 2.8x0.8 | LIF 1,5F288 R      | 100  |
| Insulated tab-connector sleeves 6.0 mm <sup>2</sup> / 6.3x0.8 | LIF 6F638 R        | 100  |
| Insulated joint connector 1.5 mm <sup>2</sup> L=24.5 mm       | LJB 1,5B25 VF      | 100  |
| Empty enclosure   | KOFFER PSC80 PC    | 1    |

## Technical data

|                        |                   |
|------------------------|-------------------|
| Depth / Width / Height | 330 / 413 / 79 mm |
| Weight                 | 5 kg              |

## Ordering data

| Type            | Qty. | Order No.  |
|-----------------|------|------------|
| Crimpsset CTI 6 | 1    | 9202600000 |

Crimp Set PZ / CTI



Assembly

| Description of article  | Type               | Qty. |
|---|--------------------|------|
| Stripping tool for up to 10 mm <sup>2</sup>                   | STRIPAX            | 1    |
| Crimping tool for insulated connectors, 0.5-6 mm <sup>2</sup> | CTI 6 S            | 1    |
| Crimping tool   | PZ 6 ROTO L        | 1    |
| Wire end ferrule with plastic collar, white                   | H0,5/14D W         | 500  |
| Wire end ferrule with plastic collar, red                     | H1,0/14D R         | 500  |
| Wire end ferrule with plastic collar, blue                    | H2,5/15D BL        | 500  |
| Wire end ferrule with plastic collar, grey                    | H4,0/18D GR        | 250  |
| Wire end ferrule with plastic collar, yellow                  | H6,0/20D GE        | 250  |
| Insulated ring-cable connector 6.0 mm <sup>2</sup> / M6       | LIR 6M6 V          | 100  |
| Insulated pin-cable connector 6.0 mm <sup>2</sup> L=14 mm     | LIP 6R14 V         | 100  |
| Insulated ring-cable connector 2.5 mm <sup>2</sup> / M5       | LIR 2,5M5 V        | 100  |
| Insulated tab-connector sleeves 2.5 mm <sup>2</sup> / 6.3x0.8 | LIF 2,5F638 R      | 100  |
| Insulated pin-cable connector 1.5 mm <sup>2</sup> L=12 mm     | LIP 1,5R12 V       | 100  |
| Insulated pin-cable connector 2.5 mm <sup>2</sup> L=12 mm     | LIP 2,5R12 V       | 100  |
| Insulated joint connector 6.0 mm <sup>2</sup> L=26.0 mm       | LIB 6B26 VF        | 100  |
| Insulated ring-cable connector 1.5 mm <sup>2</sup> / M4       | LIR 1,5M4 V        | 100  |
| Insulated tab-connector sleeves 1.5 mm <sup>2</sup> / 6.3x0.8 | LIF 1,5F638 R      | 100  |
| Insulated joint connector 2.5 mm <sup>2</sup> L=24.5 mm       | LIB 2,5B25 VF      | 100  |
| Insulated ring-cable connector 1.5 mm <sup>2</sup> / M5       | LIR 1,5M5 V        | 100  |
| Insert for assortment case (69x55x79) mm                      | EINSATZ BA8-PSC 80 | 1    |
| Insulated tab-connector sleeves 1.5 mm <sup>2</sup> / 2.8x0.8 | LIF 1,5F288 R      | 100  |
| Insulated tab-connector sleeves 6.0 mm <sup>2</sup> / 6.3x0.8 | LIF 6F638 R        | 100  |
| Insulated joint connector 1.5 mm <sup>2</sup> L=24.5 mm       | LIB 1,5B25 VF      | 100  |
| Empty enclosure   | KOFFER PSC80 PC    | 1    |

Technical data

|                        |                   |
|------------------------|-------------------|
| Depth / Width / Height | 330 / 413 / 79 mm |
| Weight                 | 5 kg              |

Ordering data

| Type              | Qty. | Order No.  |
|-------------------|------|------------|
| Crimpset PZ / CTI | 1    | 9202610000 |

Crimp contact set



Assembly

| Description of article  | Type                 | Qty. |
|---|----------------------|------|
| Wire end ferrule with plastic collar, white                   | H0,5/14D W           | 500  |
| Wire end ferrule with plastic collar, grey                    | H0,75/14D GR         | 500  |
| Wire end ferrule with plastic collar, red                     | H1,0/14D R           | 500  |
| Wire end ferrule with plastic collar, black                   | H1,5/14D SW          | 500  |
| Wire end ferrule with plastic collar, blue                    | H2,5/15D BL          | 500  |
| Wire end ferrule with plastic collar, yellow                  | H6,0/20D GE          | 100  |
| Insulated ring-cable connector 6.0 mm <sup>2</sup> / M6       | LIR 6M6 V            | 100  |
| Insert for assortment case (47x55x79) mm                      | EINSATZ A8-1 CL55    | 100  |
| Insert for assortment case (47x79x109) mm                     | EINSATZ A7-1 CL55    | 1    |
| Insulated pin-cable connector 6.0 mm <sup>2</sup> L=14 mm     | LIP 6R14 V           | 100  |
| Insulated ring-cable connector 2.5 mm <sup>2</sup> / M5       | LIR 2,5M5 V          | 100  |
| Insulated tab-connector sleeves 2.5 mm <sup>2</sup> / 6.3x0.8 | LIF 2,5F638 R        | 100  |
| Insulated pin-cable connector 1.5 mm <sup>2</sup> L=12 mm     | LIP 1,5R12 V         | 100  |
| Insulated pin-cable connector 2.5 mm <sup>2</sup> L=12 mm     | LIP 2,5R12 V         | 100  |
| Insulated joint connector 6.0 mm <sup>2</sup> L=26.0 mm       | LIB 6B26 VF          | 100  |
| Insulated ring-cable connector 1.5 mm <sup>2</sup> / M4       | LIR 1,5M4 V          | 100  |
| Empty enclosure   | KOFFER CARRY LITE 55 | 1    |
| Insulated tab-connector sleeves 1.5 mm <sup>2</sup> / 6.3x0.8 | LIF 1,5F638 R        | 100  |
| Insulated joint connector 2.5 mm <sup>2</sup> L=24.5 mm       | LIB 2,5B25 VF        | 100  |
| Insulated ring-cable connector 1.5 mm <sup>2</sup> / M5       | LIR 1,5M5 V          | 100  |
| Insulated tab-connector sleeves 1.5 mm <sup>2</sup> / 2.8x0.8 | LIF 1,5F288 R        | 100  |
| Insulated tab-connector sleeves 6.0 mm <sup>2</sup> / 6.3x0.8 | LIF 6F638 R          | 100  |
| Insulated joint connector 1.5 mm <sup>2</sup> L=24.5 mm       | LIB 1,5B25 VF        | 100  |

Technical data

|                        |                   |
|------------------------|-------------------|
| Depth / Width / Height | 330 / 413 / 57 mm |
| Weight                 | 3635 g            |

Ordering data

| Type               | Qty. | Order No.  |
|--------------------|------|------------|
| Crimp-Set Kontakte | 1    | 9202640000 |

## Tool Set IE-POF



### Contents:

- Assortment case PSC 80
- Kevlar scissors for aramid fibres
- Multifunction tool HTX-IE-POF
- multi-stripax® stripping tool IE-POF

### Assembly

| Type                 |                            | Qty. |
|----------------------|----------------------------|------|
| HTX-IE-POF           |                            | 1    |
| multi-stripax IE-POF | Stripping and cutting tool | 1    |
| SCISSORS KEVLAR      | Electrician's scissors     | 1    |

### Technical data

|                        |                   |
|------------------------|-------------------|
| Depth / Width / Height | 241 / 338 / 79 mm |
| Weight                 | 1800 g            |

### Ordering data

| Colour code | Type            | Order No.  |
|-------------|-----------------|------------|
|             | TOOL SET IE-POF | 1208930000 |

Inserts

Inserts

Transparent, loose-packed compartment inserts for individual interior layouts.

- Resistant to oils, acids and alkalis
- Made from unbreakable polypropylene

A7-1 / A9-1 / A9-2

Inserts for PSC4-01, PSC5-01, CARRYLITE 55, CARRYLITE 80



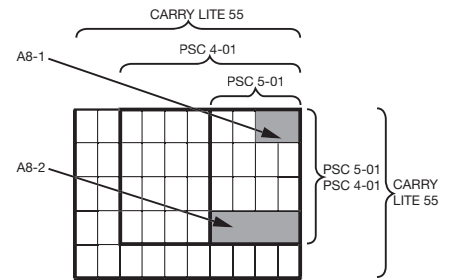
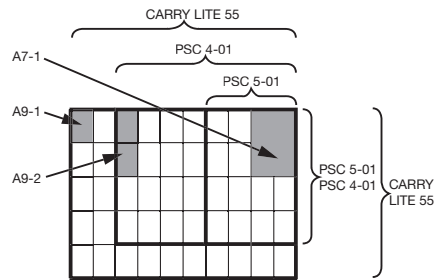
- Inserts for PSC4-01, PSC5-01, CARRYLITE 55, CARRYLITE 80

A8-1 / A8-2

Inserts for PSC4-01, PSC5-01, CARRYLITE 55, CARRYLITE 80



- Inserts for horizontal installation



Technical data

| Product data       |  |
|--------------------|--|
| Colour of body     |  |
| Colour of fittings |  |
| Cover material     |  |
| Weight             |  |
| Dimensions         |  |
| Depth              |  |
| Width              |  |
| Height             |  |
| Note               |  |

| EINSATZ A7-1 CL55 | EINSATZ A9-1 CL55 | EINSATZ A9-2 CL55 |
|-------------------|-------------------|-------------------|
| Natural           | Natural           | Natural           |
|                   |                   |                   |
| 32 g              | 12 g              | 20 g              |
| 109 mm            | 55 mm             | 109 mm            |
| 79 mm             | 39 mm             | 39 mm             |
| 47 mm             | 47 mm             | 47 mm             |
| Note              |                   |                   |

| EINSATZ A8-1 CL55 | EINSATZ A8-2 CL55 |
|-------------------|-------------------|
| Natural           | Natural           |
|                   |                   |
| 17 g              | 40 g              |
| 79 mm             | 157 mm            |
| 55 mm             | 55 mm             |
| 47 mm             | 47 mm             |
| Note              |                   |

Ordering data

| Version |
|---------|
|         |
| Note    |

| Type              | Qty. | Order No.  |
|-------------------|------|------------|
| EINSATZ A7-1 CL55 | 1    | 9028450000 |
| EINSATZ A9-1 CL55 | 50   | 9202020000 |
| EINSATZ A9-2 CL55 | 1    | 9203260000 |
| Note              |      |            |

| Type              | Qty. | Order No.  |
|-------------------|------|------------|
| EINSATZ A8-1 CL55 | 100  | 9028460000 |
| EINSATZ A8-2 CL55 | 1    | 9028420000 |
| Note              |      |            |



**Inserts**

Transparent, loose-packed compartment inserts for individual interior layouts.

- Resistant to oils, acids and alkalis
- Made from unbreakable polypropylene

**BA7-1 / BA8-1**

Inserts for PSC80

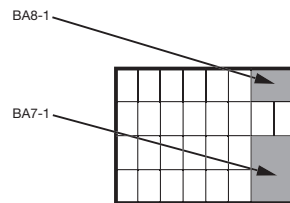


**BA8-1**

- Divider for horizontal installation

**BA7-1**

- Divider for vertical installation



**Technical data**

| Product data       |
|--------------------|
| Colour of body     |
| Colour of fittings |
| Cover material     |
| Weight             |
| Dimensions         |
| Depth              |
| Width              |
| Height             |
| Note               |

| EINSATZ BA7-PSC 80 | EINSATZ BA8-PSC 80 |
|--------------------|--------------------|
| Natural            | Natural            |
| 40 g               | 25 g               |
| 109 mm             | 55 mm              |
| 79 mm              | 79 mm              |
| 69 mm              | 69 mm              |

**Ordering data**

| Version |
|---------|
| Note    |

| Type               | Qty. | Order No.  |
|--------------------|------|------------|
| EINSATZ BA7-PSC 80 | 1    | 9202320000 |
| EINSATZ BA8-PSC 80 | 1    | 9202310000 |



## Assortment boxes and cases

### Assortment boxes and cases

- Body of case made from unbreakable polypropylene
- Portable and uncluttered storage in minimum space
- With 2 sturdy sliding catches
- Assortment cases and boxes can be placed upright and can be stacked safely without any sliding
- Can be subdivided with inserts
- U-section grid in cover and base holds the inserts in position and ensures sorted contents remain sorted
- Transparent polycarbonate cover
- Excellent shock resistance!
- With ergonomic carry handle

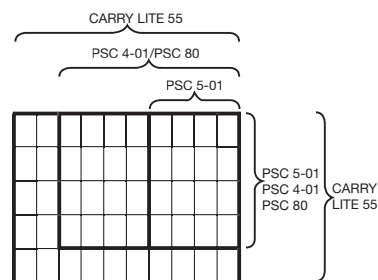
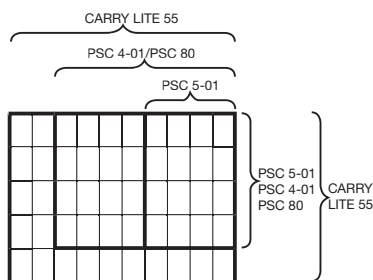
### PSC4-01 / PSC 80

Assortment case, empty



### CARRYLITE 55 / CARRYLITE 80

Assortment case, empty



### Technical data

| Product data       |               |
|--------------------|---------------|
| Colour of body     | Anthracite    |
| Colour of fittings | orange        |
| Cover material     | Polycarbonate |
| Weight             | 580 g         |
| Dimensions         |               |
| Depth              | 261 mm        |
| Width              | 338 mm        |
| Height             | 56 mm         |
| Note               |               |

| KOFFER PSC4-01 | KOFFER PSC80 PC |
|----------------|-----------------|
| Anthracite     | Anthracite      |
| orange         | orange          |
| Polycarbonate  | Polycarbonate   |
| 580 g          | 630 g           |
| 261 mm         | 261 mm          |
| 338 mm         | 338 mm          |
| 56 mm          | 78 mm           |

| KOFFER CARRY LITE 55 | KOF CARRYLITE 80 |
|----------------------|------------------|
| Anthracite           | Anthracite       |
| orange               | orange           |
| Polycarbonate        | Polycarbonate    |
| 1000 g               | 1250 g           |
| 330 mm               | 330 mm           |
| 413 mm               | 413 mm           |
| 57 mm                | 79 mm            |

### Ordering data


| Version |
|---------|
| Note    |

| Type            | Qty. | Order No.  |
|-----------------|------|------------|
| KOFFER PSC4-01  | 1    | 9028860000 |
| KOFFER PSC80 PC | 1    | 9202330000 |

| Type                 | Qty. | Order No.  |
|----------------------|------|------------|
| KOFFER CARRY LITE 55 | 1    | 9202000000 |
| KOF CARRYLITE 80     | 1    | 1309580000 |

**PSC 5-01**

Assortment box, empty



|                          |
|--------------------------|
| <b>KOFFER PSC5-01 PP</b> |
| Anthracite               |
| orange                   |
| Polypropylene            |
| 200 g                    |
| 195 mm                   |
| 241 mm                   |
| 56 mm                    |

| Type              | Qty. | Order No.  |
|-------------------|------|------------|
| KOFFER PSC5-01 PP | 1    | 9202010000 |





# Automatic machines

|                           |                                 |      |
|---------------------------|---------------------------------|------|
| <b>Automatic machines</b> | Introduction                    | 1.2  |
|                           | Cable cutting machines          | 1.7  |
|                           | Automatic strippers             | 1.8  |
|                           | Stripping and crimping machines | 1.11 |
|                           | Wire Processing Center (WPC)    | 1.16 |

## Higher level of automation for standardised stripping and crimping

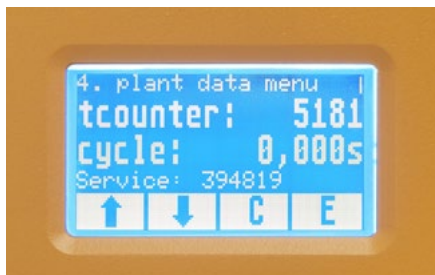
The progressive automation of individual work steps and processes has now become a key factor with respect to sustainable corporate success. Shortened installation times translate into minimised production costs, enhanced added value and thus greater corporate competitiveness.

We at Weidmüller have been developing stripping, crimping and cutting machines for more than 30 years. We make sure that they satisfy ever-growing industrial requirements, with pioneering standards and innovative ideas. Our latest generation of machines are distinct in that they are especially ease to use and feature robust designs.

The new CRIMPFIX R VARIO allows for the reliable processing of wire-end ferrules on reels. All cross-sections from 0.5 up to 2.5 mm<sup>2</sup> (AWG 20 – 14) have been pre-installed and allow for optimal operating convenience with changing cross-sections.


### Touchscreen display

Display of counter readings (daily, total and service counters). One-touch switching of the cross-sections on the display.




**Loading of wire-end ferrules**

Simultaneous setting of all five cross-sections. Combined insert with Weidmüller wire-end ferrules (standard and special collar sizes).



**Robust design**







The new more robust design extends the service life of the automatic machines as well as the maintenance intervals.



# You are streamlining your manufacturing processes

## Our automatic machines optimise installation times

### Stripping and crimping machines

|                                   | CRIMPFIX E  | CRIMPFIX R   | CRIMPFIX R VARIO   | CRIMPFIX L/<br>CRIMPFIX LS  | CRIMPFIX LZ  | CA 100 C   |
|-----------------------------------|---|--|--|---|--|--|
|                                   |  |         |         |            |       |                             |
| <b>Order number</b>               | <b>2439140000</b>   | <b>9028500000</b>  | <b>2580000000</b>  | <b>9028530000/ 9028540000</b>   | <b>9027310000</b>  | <b>1266370000</b>  |
| <b>Electrical connections</b>     | 100 - 240 V<br>50 - 60 Hz   | 100 - 240 V<br>50 - 60 Hz  | 100 - 240 V<br>50 - 60 Hz  | 100 - 240 V<br>50 - 60 Hz   | 100 - 240 V<br>50 - 60 Hz  | 100 - 240 V<br>50 - 60 Hz  |
| <b>Cycle time</b>                 | 1.8 sec.  | 1.5 sec.   | < 2 sec.   | 1.5 sec.  | 1.5 sec.   | 1.5 sec.   |
| <b>Insertion length</b>           | 40 mm   | 35 mm  | 27mm + crimping length   | 35 mm/27mm+crimping length  | 35 mm  | 16 mm + crimping length  |
| <b>Pull of length</b>             |   |  |  |   |  |  |
| <b>Quantity in total per year</b> | up to 80,0000   | up to 400,000  | up to 400,000  | up to 400,000   | up to 400,000  | up to 1,000.000  |
| 0.14 mm <sup>2</sup> / AWG 26     | -   | -  | -  | -   | -  | x  |
| 0.25 mm <sup>2</sup> / AWG 24     | -   | -  | -  | -   | -  | x  |
| 0.34 mm <sup>2</sup> / AWG 22     | -   | -  | -  | -   | -  | x  |
| 0.5 mm <sup>2</sup> / AWG 20      | x   | x  | x  | x   | x  | -  |
| 0.75 mm <sup>2</sup> / AWG 18     | x   | x  | x  | x   | x  | -  |
| 1.0 mm <sup>2</sup> / AWG 17      | x   | x  | x  | x   | x  | -  |
| 1.5 mm <sup>2</sup> / AWG 16      | x   | x  | x  | x   | x  | -  |
| 2.5 mm <sup>2</sup> / AWG 14      | x   | x  | x  | x   | -  | -  |
| 4.0 mm <sup>2</sup> / AWG 12      | -   | -  | -  | -   | -  | -  |
| 6.0 mm <sup>2</sup> / AWG 10      | -   | -  | -  | -   | -  | -  |
| 10..0 mm <sup>2</sup> / AWG 8     | -   | -  | -  | -   | -  | -  |
| 16.0 mm <sup>2</sup> / AWG 6      | -   | -  | -  | -   | -  | -  |
| <b>Cable types</b>                | PVC   | PVC, MTW, THHN, MTE,<br>AWG, UL halogen free other<br>soft/medium and hard<br>insulation | PVC, MTW, THHN, MTE,<br>AWG, UL halogen free other<br>soft/medium and hard<br>insulation | PVC, MTW, THHN, MTE,<br>AWG, UL halogen free other<br>soft/medium and hard<br>insulation      | PVC, MTW, THHN, MTE,<br>AWG, UL halogen free other<br>soft/medium and hard<br>insulation | PVC, MTW, THHN, MTE,<br>AWG, UL halogen free other<br>soft/medium and hard<br>insulation                       |
| <b>Ferrule type</b>               | Ferrules on reel  | Ferrules on reel   | Ferrules on reel   | Loose ferrules  | Loose ferrules   | Loose ferrules   |
| S type with bigger plastic collar | -   | x  | x  | x   | x  | -  |
| Longer and shorter ferrules       | -   | -  | x  | -   | x  | x  |
| Ferrules without plastic collar   | -   | -  | -  | -   | -  | optional   |
| Twin ferrules                     | -   | -  | -  | -   | x  | -  |
| <b>Crimping length</b>            | Standard 8 mm   | Standard 8 mm  | 8 and 10 mm  | 8 mm  | 6, 8 and 10 mm   | 8 mm   |
| <b>Wire crimp shape</b>           | Trapezoidal   | Trapezoidal<br>optional PZ 3   | Trapezoidal<br>optional PZ 3   | Trapezoidal<br>optional PZ 3  | Trapezoidal  | Trapezoidal<br>optional PZ 3   |
| <b>Air pressure</b>               | Electrical driven   | 5.5 bar ± 0.5  | 5.5 bar ± 0.5  | 5.5 bar ± 0.5   | 5.5 bar ± 0.5  | 5.5 bar ± 0.5  |
| <b>Minor customer service</b>     | 100,000 cycles  | 400,000 cycles   | 400,000 cycles   | 400,000 cycles  | 400,000 cycles   | -  |
| <b>Major customer service</b>     | 200,000 cycles  | 800,000 cycles   | 800,000 cycles   | 800,000 cycles  | 800,000 cycles   | 1,000.000 cycles   |
| <b>Dimension in mm</b>            | 288 x 349 x 230   | 330 x 390 x 430  | 485 x 335 x 565  | 330 x 390 x 430   | 330 x 390 x 430  | 260 x 390 x 390  |
| <b>Weight</b>                     | 16 kg   | 23 kg  | 22 kg  | 31 kg   | 31 kg  | 23 kg  |
| <b>Changeover ferrule size</b>    | Change reel<br>Adjust mechanic  | Change reel  | No refitting at pure<br>transverse section,<br>Change reel and<br>adjust mechanics       | Change ferrules<br>Change oscillating conveyor<br>Adjust single unit;<br>LS: Adjust mechanics | Change ferrules<br>Change oscillating conveyor<br>Adjust single unit<br>Change filler    | Change ferrules<br>Change holding unit<br>Change oscillating conveyor<br>Change single unit<br>Adjust mechanic |
| <b>Other</b>                      |   |  |  |   |  |  |





**UL- certified crimp connection**

The UL certification for our crimped, insulated wire- end ferrules means that Weidmüller has opened up an amazing number of possible applications for use around the world. The UL approval is valid for wire- end ferrules, manual tools and crimping machines from Weidmüller, as an overall system.

|   |   |   | Crimping machine   | Cutting machine   | Automatic stripper  |   |   |
|---|---|---|--|---|---|---|---|
| CA 100 2.5  | CA 100 10   | CA 4/8 Indent   | POWERCRIMPER 6.0   | CUTFIX 8/<br>CUTFIX 8 INTERFACE   | POWERSTRIPPER 6/<br>POWERSTRIPPER 16  | POWERSTRIPPER AM12  |   |
|   |   |   |  |   |   |   |   |
| <b>1476920000</b>   | <b>On request</b>   | <b>On request</b>   | <b>2634310000</b>  | <b>9023100000/ 2580010000</b>   |   | <b>9028510000/ 9028480000</b>   | <b>1534740000</b>   |
| 100 - 240 V<br>50 - 60 Hz<br>2.5 sec.<br>28 mm + crimping length  | 100 - 240 V<br>50 - 60 Hz<br>2.5 sec.<br>28 mm + crimping length  | 100 - 240 V<br>50 - 60 Hz<br>2.5 sec.<br>36 mm  | 100 - 240 V<br>50 - 60 Hz<br>1.0 sec.<br>13 mm + crimping length | 100 - 240 V<br>50 - 60 Hz<br>max. 1.5 m/ sec.                                     |   | 100 - 240 V<br>50 - 60 Hz<br>0.5 sec.<br>22 mm + stripping length<br>3 - 20 mm  | 100 - 240 V<br>50 - 60 Hz<br>3.0 sec.<br>80 mm<br>20 - 120 mm                   |
| up to 1,000,000   | up to 1,000,000   | up to 1,000,000   | up to 400,000  |   |   |   |   |
|   |   |   |  | CUTFIX 8  | INTERFACE   | PS 6  | PS 16   |
| -   | -   | x   | -  | x   | x   | x   | -   |
| -   | -   | x   | -  | x   | x   | x   | -   |
| optional  | -   | x   | -  | x   | x   | x   | -   |
| x   | -   | x   | x  | x   | x   | x   | -   |
| x   | -   | x   | x  | x   | x   | x   | -   |
| x   | -   | x   | x  | x   | x   | x   | -   |
| x   | -   | x   | x  | x   | x   | x   | -   |
| optional  | x   | optional  | x  | x   | x   | x   | x   |
| -   | x   | optional  | x  | x   | x   | x   | x   |
| -   | x   | optional  | -  | x   | x   | -   | x   |
| -   | optional  | -   | -  | -   | -   | -   | x   |
| PVC, MTW, THHN, MTE, AWG, UL halogen free other soft/medium and hard insulation. Can be equipped with V-radius blades for special cables as well. | PVC, MTW, THHN, MTE, AWG, UL halogen free other soft/medium and hard insulation. Can be equipped with V-radius blades for special cables as well. | PVC, MTW, THHN, MTE, AWG, UL halogen free other soft/medium and hard insulation. Can be equipped with V-radius blades for special cables as well. | Independent of conductor insulation                              | PVC, MTW, THHN, MTE, AWG, UL halogen free other soft/medium and hard insulation   | PVC, MTW, THHN, MTE, AWG, UL halogen free other soft/medium and hard insulation | PVC, MTW, THHN, MTE, AWG, UL halogen free other soft/medium and hard insulation | PVC, MTW, THHN, MTE, AWG, UL halogen free other soft/medium and hard insulation |
| Loose ferrules<br>optional<br>x<br>optional<br>optional<br>6, 8, 10 and 12 mm<br>Square<br>other shapes optional<br>5.5 bar ± 0.5<br>-            | Loose ferrules<br>optional<br>x<br>optional<br>-  | HDC, HD and optional HE   | Loose ferrules<br>x<br>x<br>x                                    |   |   |   |   |
| 1,000,000 cycles  | 1,000,000 cycles  | 1,000,000 cycles  | 800,000 cycles   | 250,000 cycles  | 500,000 Cycles  |   |   |
| 530 x 400 x 460   | 530 x 400 x 460   | 530 x 400 x 460   | 165 x 504 x 240  | 292 x 310 x 260   | 295 x 190 x 190 /<br>295 x 190 x 230  | 230 x 254 x 520   |   |
| 40 kg   | 40 kg   | 40 kg   | 11.5 kg  | 15 kg   | 8.8 kg / 11 kg  | 17 kg   |   |
| Change ferrules<br>Change holding unit<br>Change oscillating conveyor<br>Change single unit   | Different tooling changes<br>necessary per cross section  | Holding unit pin and socket and<br>wire fixing unit   | Turning the setting wheel  | No change   | Turn blad adjustment knob   | Change V-radius blades  |   |
|   |   |   |  | CUTFIX 8 INTERFACE:<br>Software to process CAE data,<br>data transmission via USB |   |   |   |

min. - max. outer diameter  
3.5 - 11.9 mm

## Automatic machines



## CUTFIX 8

Cable cutting machines



The CutFix 8 is a microprocessor-controlled tool for the automatic cutting to length of solid and flexible single conductors with a max. outer diameter of 8 mm.

Repetition accuracy is achieved by a precise servo DC drive.

- Optimised dimensional accuracy due to length correction (e.g. for special insulators)
- Adjustable cable clamping force
- Interface for controlling the automatic sizer via an IBM-compatible PC
- Software (supplied) enables management, documentation and transfer of cutting jobs via a PC
- Removable hand-held terminal for entering individual cutting jobs

### Technical data

### CUTFIX 8

|                            |   |
|----------------------------|---|
| <b>Cutting capacity</b>    |   |
| Single conductor, flexible | 0.08...10 mm <sup>2</sup>                                 |
| Single conductor, solid    | 0.08...2.5 mm <sup>2</sup>                                |
| Aperture                   | Max. 8 mm outer Ø   |
|                            |   |
| Feed rate                  | 1.5 m/sec   |
| Length correction          | Slip correction in mm, adjustable for specific articles   |
| Keypad                     | 4 x 4-buttons for data input                              |
| Display                    | 4 lines/20 characters                                     |
|                            |   |
| Length preselection        | 2 mm to 999999 mm   |
| Amount preselection        | Adjustable partial amount preselection                    |
| Switch-off                 | When end of cable is reached                              |
| Memory                     | For up to 200 cutting jobs                                |
| Interface                  | USB 1.1   |
| Software                   | For data transfer to PC                                   |
|                            |   |
| Electrical connection      | 230 V/50 Hz   |
| Connected load             | Approx. 200 W   |
|                            |   |
| Dimensions D x W x H (mm)  | 330 x 380 x 498 with keypad<br>330 x 380 x 408 w/o keypad |
| Weight                     | Approx. 26.5 kg   |

### Ordering data

| Type          | Qty. | Order No.  |
|---------------|------|------------|
| CUTFIX        | 1    | 9023100000 |
| CUTFIX ROLLER | 1    | 2443360000 |

## CUTFIX 8 INTERFACE

Cable cutting machines



The CUTFIX 8.0 INTERFACE features the same mechanical properties as the CUTFIX 8.0. Thanks to the implemented interface, the CAE data (start and end point and cable end processing) can be shown directly on the display of the machine on the CUTFIX 8.0 INTERFACE. The data is submitted in a bundle, yet it is processed step by step.

Special properties:

- Integrated interface to read off CAE data
- Round cables are cut to length up to 8 mm outside diameter
- Save up to 2,000 separate cutting orders

### Technical data

### CUTFIX 8 INTERFACE

|                            |  |
|----------------------------|--|
| <b>Cutting capacity</b>    |  |
| Single conductor, flexible | 0.08...10 mm <sup>2</sup>  |
| Single conductor, solid    | 0.08...2.5 mm <sup>2</sup>   |
| Aperture                   | Max. 8 mm outer Ø  |
|                            |  |
| Feed rate                  | 1.5 m/sec  |
| Length correction          | Slip correction in mm, adjustable for specific articles              |
| Keypad                     | Touch display  |
| Display                    | LCD display  |
|                            |  |
| Length preselection        | 2 mm to 999999 mm  |
| Amount preselection        | Adjustable partial amount preselection                               |
| Switch-off                 | When end of cable is reached   |
| Memory                     | For up to 200 cutting jobs   |
| Interface                  | USB 1.1, USB 2.0   |
| Software                   | For data transfer to PC<br>Integrated interface to read off CAE data |
|                            |  |
| Electrical connection      | 230 V/50 Hz  |
| Connected load             | Approx. 200 W  |
|                            |  |
| Dimensions D x W x H (mm)  | 330 x 380 x 498 with keypad<br>330 x 380 x 408 w/o keypad            |
| Weight                     | Approx. 21 kg  |

### Ordering data

| Type               | Qty. | Order No.  |
|--------------------|------|------------|
| CUTFIX 8 INTERFACE | 1    | 2580010000 |
| CUTFIX ROLLER      | 1    | 2443360000 |

## Automatic strippers

### Automatic strippers

- Stripping of stranded wires according to DIN VDE 0295, Cl. 5
- Partial stripping; the insulation remains on the wire end.
- No need to change tools
- Electric drive
- For small and medium-sized batches
- Precise adjustment possible through touch display
- Day and total unit counter ensures production monitoring

Automatic machines are designed to process wires acc. to DIN VDE 0295/5, DIN VDE 0281/102 and DIN VDE 0281/103.

Processing of other wire types on request.

### Powerstripper 6.0

0.05 ... 6.0 mm<sup>2</sup>



#### Powerstripper 6.0

- Quick and easy adjustment to the respective cross-section
- Stripping length: 3...20 mm
- Min. conductor length: 22 mm + stripping length
- Max outer diameter 5mm

### Powerstripper 16.0

2.5...16.0 mm<sup>2</sup>



#### Powerstripper 16.0

- Quick and easy adjustment to the respective cross-section
- Stripping length: 3...20 mm
- Min. conductor length: 22 mm + stripping length
- Max outer diameter 8 mm

### Technical data

| Specification          |
|------------------------|
| Stripping range        |
| Conductor length, min. |
| Pull-off length        |
| Pulse time             |
| Electrical connection  |
| Connection values      |
| Tool data              |
| Depth / Width / Height |
| Weight                 |
| Note                   |

### Ordering data

| Version |
|---------|
|         |
| Note    |

| POWERSTRIPPER 6,0                       |
|---|
| 0.05 - 6.0 mm <sup>2</sup> (~AWG 30-10) |
| 22 mm + stripping length                |
| 3-20 mm                                 |
| approx. 0.5 s                           |
| 100-240 V / 50/65 Hz                    |
| 46 VA                                   |
|   |
| 295 / 190 / 190 mm                      |
| 8.8 kg                                  |
|   |

| Type              | Qty. | Order No.  |
|-------------------|------|------------|
| POWERSTRIPPER 6,0 | 1    | 9028510000 |
|                   |      |            |
| Note              |      |            |

| POWERSTRIPPER 16,0                   |
|--------------------------------------|
| 2.5 - 16 mm <sup>2</sup> (~AWG 14-6) |
| 22 mm + stripping length             |
| 3-20 mm                              |
| approx. 1.5 s                        |
| 100-240 V / 50/65 Hz                 |
| 46 VA                                |
|                                      |
| 295 / 190 / 230 mm                   |
| 11 kg                                |
|                                      |

| Type               | Qty. | Order No.  |
|--------------------|------|------------|
| POWERSTRIPPER 16,0 | 1    | 9028480000 |
|                    |      |            |
| Note               |      |            |

## Automatic strippers

- Strips stranded wires according to DIN VDE 0295, Cl. 5
- Partial stripping of insulation; the insulation remains on the wire end
- Integrated sensing system for determining the wire cross-section and the resulting cutting depth
- Electric drive
- Change of tools not necessary
- For small and mid-sized batches
- Automatic adjustment to the appropriate wire cross-section

Automatic machines are designed to process wires according to DIN VDE 0295/5, DIN VDE 0281/102 and DIN VDE 0281/103.

Processing of other wire types on request.

### Powerstripper auto 2.5

0.5...2.5 mm<sup>2</sup>



#### Power stripper auto 2.5-20

- Stripping length from 3...20 mm
- Min. conductor length 22 mm plus stripping length

### Powerstripper auto 16.0

4.0 to 16 mm<sup>2</sup>



#### Power stripper auto 16-20

- Stripping length from 3...20 mm
- Min. conductor length 22 mm plus stripping length

## Technical data

| Specification          |
|------------------------|
| Stripping range        |
| Conductor length, min. |
| Pull-off length        |
| Pulse time             |
| Electrical connection  |
| Connection values      |
| Tool data              |
| Depth / Width / Height |
| Weight                 |
| Note                   |

## Ordering data

| Version |
|---------|
|         |
| Note    |

| POWERSTRIPPER ao 2,5-20                |  |  |
|--|--|--|
| 0.5 - 2.5 mm <sup>2</sup> (~AWG 20-14) |  |  |
| 22 mm + stripping length               |  |  |
| 1-20 mm                                |  |  |
| approx. 0.5 s                          |  |  |
| 100-240 V / 50/65 Hz                   |  |  |
| 46 VA                                  |  |  |
|  |  |  |
| 295 / 190 / 205 mm                     |  |  |
| 9 kg                                   |  |  |
|  |  |  |

| Type                    | Qty. | Order No.  |
|-------------------------|------|------------|
| POWERSTRIPPER ao 2,5-20 | 1    | on request |
|                         |      |            |
|                         |      |            |

| POWERSTRIPPER ao 16-20             |  |  |
|------------------------------------|--|--|
| 4 - 16 mm <sup>2</sup> (~AWG 12-6) |  |  |
| 22 mm + stripping length           |  |  |
| 1-20 mm                            |  |  |
| approx. 1.5 s                      |  |  |
| 100-240 V / 50/65 Hz               |  |  |
| 46 VA                              |  |  |
|                                    |  |  |
| 295 / 190 / 230 mm                 |  |  |
| 11 kg                              |  |  |
|                                    |  |  |

| Type                   | Qty. | Order No.  |
|------------------------|------|------------|
| POWERSTRIPPER ao 16-20 | 1    | on request |
|                        |      |            |
|                        |      |            |

## Automatic strippers

### Automatic strippers

- Electro-pneumatic drive
- Precise sheath stripping on conductors with various insulation types
- Very easy to use

### Powerstripper AM 12

3.5...11.9 mm



### Powerstripper AM 12

- Stripping a cable with an outside diameter of 3.5 ... 11.9 mm
- Use of wire cross-sections with adapted V-radius blades
- Infinitely variable adjustment of sheath stripping and pull-off lengths between 25 and 120 mm
- Low weight and compact design
- Easy blade replacement

### Technical data

#### Specification

Insertion length  
Min./max. stripping area  
Min./max. stripping length  
Pull-off length  
Electrical connection  
Compressed-air connection  
Pulse time

#### Tool data

Depth / Width / Height  
Weight

#### Note

#### Powerstripper AM 12

80 mm  
3.5 mm-11.90  
25-120  
20 - 120 mm  
100-240 V / 50/65 Hz  
5.5 bar  
approx. 3 s

230 / 254 / 520 mm  
17 kg

### Ordering data

#### Version

#### Note

| Type                | Qty. | Order No.  |
|---------------------|------|------------|
| Powerstripper AM 12 | 1    | 1534740000 |

## Stripping and crimping machines

- Purely electrically driven for processing harmonised PVC conductors
- Crimping range of 0.5 – 2.5 mm<sup>2</sup> (AWG 20 - 14)
- Weidmüller wire-end ferrules on reel
- Adjustable stripping blades
- Integrated day, total and service counter
- No tool change required when changing the cross-section range
- Simple modification of the machine parameters for the entire crimping range
- Powercrimper 6.0 is an automatic crimping machine for the crimping range 0.5 - 6 mm<sup>2</sup> (AWG 20 - 10)

### Powercrimper 6.0



#### Powercrimper 6.0

- Flexible applications in wire-end ferrule processing
- Short pulse times and easy handling
- Robust and a long service life

### CRIMPFIX E



#### CRIMPFIX E

- 3-level stripping blade adjustable for each cross-section
- Change of tools not necessary
- Crimping length: 8 mm
- Integrated day, total and service counter

## Technical data

| Specification             |  |
|---------------------------|--|
| Stripping range           |  |
| Crimping length           |  |
| Pulse time                |  |
| Cross-section range       |  |
| Electrical connection     |  |
| Compressed-air connection |  |
| Tool data                 |  |
| Depth / Width / Height    |  |
| Weight                    |  |
| Note                      |  |

## Ordering data

| Version |  |
|---------|--|
|         |  |
| Note    |  |

| POWERCRIMPER 6.0          |  |  |
|---------------------------|--|--|
| Stripping range           | 0.5 - 6 mm <sup>2</sup> (Crimping range) |  |
| Crimping length           | 6 - 18 mm                                |  |
| Pulse time                | approx. 1 s                              |  |
| Cross-section range       | 0.5...6 mm <sup>2</sup>                  |  |
| Electrical connection     | 100 - 240 V / 50/60 Hz / 16 VA           |  |
| Compressed-air connection | 5.5 bar                                  |  |
| Tool data                 |  |  |
| Depth / Width / Height    | 405 / 165 / 240 mm                       |  |
| Weight                    | 16 kg                                    |  |
| Note                      |  |  |

| Type             | Qty. | Order No.  |
|------------------|------|------------|
| POWERCRIMPER 6.0 | 1    | 2634310000 |
| Note             |      |            |

| CRIMPFIX E             |                           |  |
|------------------------|---------------------------|--|
| Stripping range        | 0.5 - 2.5 mm <sup>2</sup> |  |
| Crimping length        | 8 mm                      |  |
| Pulse time             | approx. 1.8 sec           |  |
| Cross-section range    | 0.5...2.5 mm <sup>2</sup> |  |
| Electrical connection  | 100 - 240 V AC / 50/60 Hz |  |
| Tool data              |                           |  |
| Depth / Width / Height | 349 / 288 / 230 mm        |  |
| Weight                 | 16 kg                     |  |
| Note                   |                           |  |

| Type       | Qty. | Order No.  |
|------------|------|------------|
| CRIMPFIX E | 1    | 2439140000 |
| Note       |      |            |

## Stripping and crimping machines

### Stripping and crimping machines

- For loose-packed wire-end ferrules with plastic collar
- Conductor stripping and crimping in one step
- Oscillating conveyor for grabbing free wire-end ferrules
- Quick adjustment to the required cross-section range
- Change of tools not necessary, therefore efficient and time-saving processing

Automatic machines are designed to process wires according to DIN VDE 0295/5, DIN VDE 0281/102 and DIN VDE 0281/103.

Processing of other wire types on request.

### CRIMPFIX R

0.5...2.5 mm<sup>2</sup>



### CRIMPFIX R

- 0,5...2,5 mm<sup>2</sup>
- Crimping quality in accordance with DIN 46228
- Crimping length 8 mm
- Change of tools not necessary
- Magazine optionally available

### CRIMPFIX R VARIO



### CRIMPFIX R VARIO

- Processing of different crimping lengths (8 and 10 mm)
- Variable application for WM wire-end ferrules on a reel with plastic collars in standard and special sizes.
- Short pulse times
- Very simple and uncomplicated operation
- Magazine filling with 23,000 wire-end ferrules for direct processing

## Technical data

| Specification             |
|---------------------------|
| Stripping range           |
| Crimping length           |
| Pulse time                |
| Cross-section range       |
| Electrical connection     |
| Compressed-air connection |
| Tool data                 |
| Depth / Width / Height    |
| Weight                    |
| Note                      |

## Ordering data

| Version |
|---------|
|         |
| Note    |

| CRIMPFIX R                |
|---------------------------|
| 0.5 - 2.5 mm <sup>2</sup> |
| 8 mm                      |
| approx. 1 s               |
| 0.5...2.5 mm <sup>2</sup> |
| 100-240 V / 50/65 Hz      |
| 5 bar                     |
| 330 / 390 / 430 mm        |
| 23 kg                     |

| Type             | Qty. | Order No.  |
|------------------|------|------------|
| CRIMPFIX R       | 1    | 9028500000 |
| CRIMPFIX MAGAZIN | 1    | 2443370000 |

| CRIMPFIX R VARIO                       |
|--|
| 0.5 - 2.5 mm <sup>2</sup> (~AWG 20-14) |
| 8/10 mm                                |
| approx. 2 s                            |
| 0.5...2.5 mm <sup>2</sup>              |
| 100 - 240 V / 50/60 Hz / 16 VA         |
| 5.5 bar                                |
| 485 / 335 / 565 mm                     |
| 25 kg                                  |

| Type             | Qty. | Order No.  |
|------------------|------|------------|
| CRIMPFIX R VARIO | 1    | 2580000000 |



## Stripping and crimping machines

- For loose-packed wire-end ferrules with plastic collar
- Conductor stripping and crimping in one step
- Oscillating conveyor for grabbing free wire-end ferrules
- Quick adjustment to the required cross-section range
- Change of tools not necessary, therefore efficient and time-saving processing

Automatic machines are designed to process wires according to DIN VDE 0295/5, DIN VDE 0281/102 and DIN VDE 0281/103.

Processing of other wire types on request.

### CRIMPFIX L / CRIMPFIX LS

0.5...2.5 mm<sup>2</sup>



#### CRIMPFIX L/LS

- Change of tools not necessary
- Short pulse times
- Processing also of special wire-end ferrules with a large plastic collar
- Crimp shape: trapezoidal; optional PZ3 crimp
- Crimping length: CRIMPFIX L: 8 mm, CRIMPFIX LS: 6, 8 and 10 mm
- Electric/pneumatic drive
- Fully electronic control
- For medium-sized batches

### CRIMPFIX LZ

2 x 0.5...2 x 1.5 mm<sup>2</sup>



#### CRIMPFIX LZ

##### For twin wire-end ferrules

- Crimping quality in accordance with DIN 46228
- Change of tools not necessary
- Short pulse times
- Crimping length 8 mm
- Electric/pneumatic drive
- Fully electronic control
- For medium-sized batches

## Technical data

| Specification             |
|---------------------------|
| Stripping range           |
| Crimping length           |
| Pulse time                |
| Cross-section range       |
| Electrical connection     |
| Compressed-air connection |
| Tool data                 |
| Depth / Width / Height    |
| Weight                    |
| Note                      |

## Ordering data

| Version |
|---------|
|         |
| Note    |

| CRIMPFIX L                | CRIMPFIX LS               |
|---------------------------|---------------------------|
| 0.5 - 2.5 mm <sup>2</sup> | 0.5 - 2.5 mm <sup>2</sup> |
| 8 mm                      | 6/8/10 mm                 |
| approx. 1 s               | approx. 1 s               |
| 0.5...2.5 mm <sup>2</sup> | 0.5...2.5 mm <sup>2</sup> |
| 100-240 V / 50/65 Hz      | 100-240 V / 50/65 Hz      |
| 5 bar                     | 5 bar                     |
| 330 / 390 / 460 mm        | 330 / 390 / 460 mm        |
| 31 kg                     | 31 kg                     |

| Type                             | Qty. | Order No.  |
|----------------------------------|------|------------|
| CRIMPFIX L                       | 1    | 9028530000 |
| CRIMPFIX LS                      | 1    | 9028540000 |
| Wire end ferrules: see section J |      |            |

| CRIMPFIX LZ                       |
|-----------------------------------|
| 2 x 0.5 - 2 x 1.5 mm <sup>2</sup> |
| 8 mm                              |
| approx. 1 s                       |
| 0.5...1.5 mm <sup>2</sup>         |
| 100-240 V / 50/65 Hz              |
| 5 bar                             |
| 330 / 390 / 460 mm                |
| 31 kg                             |

| Type                             | Qty. | Order No.  |
|----------------------------------|------|------------|
| CRIMPFIX LZ                      | 1    | 9027310000 |
| Wire-end ferrules, see chapter J |      |            |

## Stripping and crimping machines

## CA 100 C

0.14...0.34 mm<sup>2</sup>

The CA 100 C ("Compact") is an electro-pneumatic, modular crimping machine used to efficiently process unconnected (bulk-packed) ferrules with plastic collars. It is used for wires with small cross-sections of 0.14 to 0.34 mm<sup>2</sup> (AWG 26 to 22).

- For processing small cross-sections from 0.14 to 0.34 mm<sup>2</sup> (AWG 26 to 22), with 6/8 mm crimping lengths
- The removable control panel makes it convenient to operate and adjust.
- Simple, user-friendly menu navigation and touch-screen display
- Daily piece-part counter
- Short insertion length: 22 mm
- Tool is easy to change
- Quick setup and re-tooling
- Short cycle times: 1.5 s
- Crimping quality complies with DIN 46228
- Compact design
- Electro-pneumatic

## Technical data

|                           | CA 100 C                      |
|---------------------------|-------------------------------|
| Crimping range            | 0.14 ... 0.34 mm <sup>2</sup> |
| Crimping lengths          | 6 ... 8 mm                    |
| Connection                | 220 V / 50 Hz                 |
| Drive                     | pneumatic                     |
| Compressed air connection | 5 bar                         |
| Processing time           | 1.5 s                         |
| Size W x D x H            | 260 x 390 x 390               |
| Weight                    | 23 kg                         |

The CA 100 C can be converted for conductor cross-sections in the ranges of 0.14 ... 0.34 mm<sup>2</sup>.

## Ordering data

| Type     | Qty. | Order No.  |
|----------|------|------------|
| CA 100 C | 1    | on request |

## Note on ordering

In order to precisely determine the required conversion tool, you will need the exact specifications for both the wire-end ferrules being processed and the conductors being processed.

**Ferrules see chapter J**

Detailed quotation available on request. Additional accessories can be found in Chapter J.

## CA 100/2.5

0.34 ... 4 mm<sup>2</sup>

The CA 100/2.5 is an electro-pneumatic-driven automatic stripper and crimper for time-saving and efficient processing of loose-packed wire-end ferrules. It is designed for stationary preparation of medium-sized batches of conductors. The machine is characterised by rapid and simple operation.

- Stripping and crimping in one operation
- Electro-pneumatic drive
- Stripping and crimping range 0.34 ... 4 mm<sup>2</sup> (AWG 22 to 12)
- Processes ferrules of various lengths
- Rapid and easy conversion
- Vibration feeder takes loose ferrules

## Technical data

|                           | CA 100/2,5  |
|---------------------------|---|
| Crimping range            | 0.34 ... 4 mm <sup>2</sup> (using respective tool)      |
| Crimping lengths          | 6 ... 12 mm   |
| Connection                | 220 V / 50 Hz   |
| Drive                     | pneumatic   |
| Compressed air connection | 5 bar   |
| Processing time           | approx. 2.5 s   |
| Crimping                  | Quadrocrimp   |
| Size W x D x H            | 530 x 400 x 460   |
| Weight                    | 40 kg   |
| Options                   | Quadrocrimp Tool: For a perfect 4 sided, crimped square |

The CA 100 can be converted for conductor cross-sections in the ranges of 0.14...2.5 or 4...10 mm<sup>2</sup>.

## Ordering data

| Type       | Qty. | Order No.  |
|------------|------|------------|
| CA 100/2.5 | 1    | on request |

## Note on ordering

In order to precisely determine the required conversion tool, you will need the exact specifications for both the wire-end ferrules being processed and the conductors being processed.

**Ferrules see chapter J**

Detailed quotation available on request. Additional accessories can be found in Chapter J.

**CA 100/10**4...10 mm<sup>2</sup>

The CA 100/10 is an electropneumatic powered automatic stripper and crimper for time-saving and rational processing of loose wire-end ferrules. It has been developed for the assembly of medium series cables in stationary areas. The automatic machines feature quick and easy handling.

- Stripping and crimping in one operation
- Electropneumatic drive
- Stripping and crimping in a range of 4 to 10 mm<sup>2</sup> (AWG 12 – 8)
- Processing of wire-end ferrules of various lengths
- Quick and easy retooling
- Oscillating conveyor to hold loose wire-end ferrules

**Technical data**

|                           | CA 100/10  |
|---------------------------|--|
| Crimping range            | 4 ... 10 mm <sup>2</sup> (with usage of the respective tool set) |
| Crimping lengths          | 6...18 mm  |
| Connection                | 220 V / 50 Hz  |
| Drive                     | Electropneumatic   |
| Compressed-air connection | 5 bar  |
| Pulse time                | approx. 2.5 sec.   |
| Crimping                  | Trapezoidal crimp  |
| Dimensions W x D x H (mm) | 530 x 400 x 460  |
| Weight                    | 40 kg  |
| Options                   | Quadrocrimp tool: for a perfectly square four-sided crimp        |

The CA 100 can be converted to a wire cross-section between 0.14 and 2.5 or 4 and 10 mm<sup>2</sup>.

**Ordering data**

| Type      | Qty. | Order No.  |
|-----------|------|------------|
| CA 100/10 | 1    | on request |

**Note on ordering**

In order to precisely determine the required conversion tool, you will need the exact specifications for both the wire-end ferrules being processed and the cables being processed.

**Wire-end ferrules, see chapter J**

We can send you a detailed offer upon request. Additional accessories can be found in Chapter J.

**CA 4/8 Indent**0.34 ... 2.5 mm<sup>2</sup>

The CA 4/8 Indent is an electro-pneumatic-driven automatic stripper and crimper for processing loose-packed, turned male and female contacts. The contacts are fed automatically via an oscillating conveyor set-up. Conductors and contacts in the 0.34 ... 2.5 mm<sup>2</sup> range (AWG 22 to 14) can be crimped normally with a 4/8 indent crimp shape, in compliance with MIL C-22520/1-01. The settings for stripping and crimp depth are motor-driven. The values can be saved in 50 different programs. The keyboard is used for configuration and programming. Important data, functions and errors are shown on the LCD display. With the help of the appropriate tools, the automatic crimper may be converted to various contacts and/or conductors. It was developed for preparing conductors in medium-batch series for stationary use. The automatic machine can be operated quickly and easily.

- Stripping and crimping in one operation
- Electro-pneumatic drive
- Strips and crimps 0.34 ... 2.5 mm<sup>2</sup>
- Processes loose twisted pin and socket contacts
- Rapid and simple change-over
- Vibration-feeder takes 500 loose machined contacts
- 4/8-Indent crimp conforms with MIL C-22520/1-01
- Program memory for 50 contact variations
- Stripping and crimping dimensions adjusted by means of electric motor

**Technical data**

|                           | CA 4/8 Indent                |
|---------------------------|------------------------------|
| Stripping range           | 0.34 ... 2.5 mm <sup>2</sup> |
| Connection                | 220 V / 50 Hz / 115 VA       |
| Drive                     | pneumatic                    |
| Compressed air connection | 5 bar                        |
| Processing time           | approx. 2.5 s                |
| Size W x D x H            | 450 x 490 x 420              |
| Weight                    | 40 kg                        |

**Ordering data**

| Type          | Qty. | Order No.  |
|---------------|------|------------|
| CA 4/8 Indent | 1    | on request |

**Note on ordering**

The machine is set up using sample contacts to suit the user's requirements. For this we need the name of the manufacturer, the type designation and the cross-sections of the contacts.

Detailed quotation available on request. Additional accessories can be found in our Heavy-Duty Connectors Catalogue.

# Cable assembly with the highest efficiency

## The highly flexible Weidmüller Wire Processing Center (WPC)

Today's switchgear cabinet construction has to accommodate many standardised cables in the smallest of spaces. Time-consuming wiring and last-minute changes must be carried out under cost pressure and a severe lack of skilled workers. A solution requires a high-performance cable assembly.

The Weidmüller WPC is a modular assembly system consisting of cable processing machines and industrial printers. The modules are interconnected via integrated interfaces and controlled via specialised software. The WPC gives users maximal freedom to enter data, control processes, and integrate components like cable feeding sorting system for finished cables, or additional printers. Users can execute project plans with ease and flexibility.



Cable feeding Option B




Cable feeding Option A



Gripper tray station

### Technical data

| Type                   | Description of article  | Stripping range                           | Electrical connection        | Compressed-air connection | Order No.         | Qty. |
|------------------------|---|---|------------------------------|---------------------------|-------------------|------|
| WIRE PROCESSING CENTER | Modular system for cable confectioning with integrated software (workshop wagon, Cutoff 8 Interface, Crimpfix R VARIO, THM MultiMark) | 0.5 - 2.5 mm <sup>2</sup><br>(~AWG 20-14) | 100 - 240 V AC /<br>50/60 Hz | 5.5 bar                   | <b>2634120000</b> | 1    |
| WPC WAGON              | Workshop wagon (empty wagon with display, control cabinet, storing system for wire end ferrules and markers)                          |   | 100 - 240 V AC /<br>50/60 Hz | 5.5 bar                   | <b>2634140000</b> | 1    |
| WPC KBZF A             | Cable feeding option A  |   |                              |                           | <b>2666380000</b> | 1    |
| WPC KBZF B             | Cable feeding option B  |   |                              |                           | <b>2666390000</b> | 1    |
| WPC GFSN               | Grip plate station  |   |                              |                           | <b>2666400000</b> | 1    |



#### Optimisation of the wiring effort

CAE data is easily transferred to the WPC after planning. The software offers filter functions and provides access to data from various projects, ensuring optimal processing of the finishing steps.



#### Consideration of customer requirements

The WPC allows maximal flexibility. That includes various input options for CAE data, versatile modification options, the integration of additional printers, and other components such as cable feed systems.



#### Process reliability and efficiency

The supplied software controls the processing of the assembly steps between the components. Production is simple enough to be run by assistants. Fully skilled professionals are freed to focus on value-adding activities.



# Accessories

|                    |  |      |
|--------------------|--|------|
| <b>Accessories</b> | Introduction   | J.2  |
|                    | Wire-end ferrules with plastic collars                                 | J.4  |
|                    | Twin wire-end ferrules with plastic collars                            | J.10 |
|                    | Wire-end ferrules for short-circuit-proof and earth-fault-proof cables | J.13 |
|                    | Wire-end ferrules with plastic collars, special sizes                  | J.14 |
|                    | Wire-end ferrules without plastic collar                               | J.15 |
|                    | Assortment of wire-end ferrules  | J.16 |
|                    | Insulated cable connectors, PVC, with conical cable entry              | J.19 |
|                    | Insulated cable connectors, PA/PC, with conical cable entry            | J.23 |

# Accessories

**Weidmüller stocks a comprehensive range of wire end ferrules and insulated cable lugs for immediate supply.**

## Wire end ferrules

Wire end ferrules ensure the long-term quality of electrical connections. Another advantage is their usefulness during installation. The wide range of products embraces wire end ferrules with or without plastic collars and twin wire end ferrules in all the colours normally required by users.



## Insulated cable lugs

Insulated cable lugs ensure the long-term quality of electrical connections. Most of the products in the range (apart from the butt connectors) have a conical inlet. This guarantees optimum entry of the conductor as the strands are automatically centred.



## CSA - US certification

The following wire-end ferrules are CSA-US certified:



- Unconnected wire-end ferrules (bulk-packaged) from 0.14 mm<sup>2</sup> to 50 mm<sup>2</sup> (~ AWG 26 - 1)
- Twin wire-end ferrules from 2 x 0.5 mm<sup>2</sup> to 2 x 16 mm<sup>2</sup> (~ AWG 20 - 6)
- Special wire-end ferrules for use in small wire chambers and with AWG wires
- Tape-packaged wire-end ferrules on reels, or on belt, from 0.5 mm<sup>2</sup> to 2.5 mm<sup>2</sup> (~ AWG 20 - 14)
- Un-insulated wire-end ferrules from 0.14 mm<sup>2</sup> to 50 mm<sup>2</sup>

## UL certification

The following ferrules have a UL certification in conjunction with our hand tools and automatic machines:



- Unconnected wire-end ferrules (bulk packaged) from 0.14 mm<sup>2</sup> to 50 mm<sup>2</sup> (~ AWG 26 - 1)



## Tools

## Tools for insulated cable lugs

| Tool    | Order No.  | Type of contact |           |           |
|---------|------------|-----------------|-----------|-----------|
|         |            | 0.5 - 1.5       | 1.5 - 2.5 | 4.0 - 6.0 |
| CTI 6   | 9006120000 | ●               | ●         | ●         |
| CTI 6 G | 9202850000 | ●               | ●         | ●         |
| HTI 15  | 9014400000 | ●               | ●         | ●         |
| Station |            | red             | blue      | yellow    |

## Crimping tools for ferrules

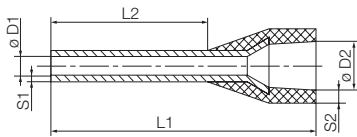
|                         | PZ 1.5     | stripax®<br>plus 2.5 | PZ 3       | PZ 4       | PZ 6 Roto L | PZ 6<br>Roto | PZ 6/5     | PZ 10 HEX  | PZ 10 SQR  | PZ 16      | PZ 50      |
|-------------------------|------------|----------------------|------------|------------|-------------|--------------|------------|------------|------------|------------|------------|
| Order No.               | 9005990000 | 9020000000           | 0567300000 | 9012500000 | 1444050000  | 9014350000   | 9011460000 | 1445070000 | 1445080000 | 9012600000 | 9006450000 |
| Ferrule mm <sup>2</sup> |            |                      |            |            |             |              |            |            |            |            |            |
| H 0.14                  | ●          |                      |            |            | ●           | ●            |            | ●          | ●          |            |            |
| H 0.25                  | ●          |                      |            |            | ●           | ●            | ●          | ●          | ●          |            |            |
| H 0.34                  | ●          |                      |            |            | ●           | ●            | ●          | ●          | ●          |            |            |
| H 0.5                   | ●          | ● <sup>1</sup>       | ●          | ●          | ●           | ●            | ●          | ●          | ●          |            |            |
| H 0.75                  | ●          | ● <sup>1</sup>       | ●          | ●          | ●           | ●            | ●          | ●          | ●          |            |            |
| H 1.0                   | ●          | ● <sup>1</sup>       | ●          | ●          | ●           | ●            | ●          | ●          | ●          |            |            |
| H 1.5                   | ●          | ● <sup>1</sup>       | ●          | ●          | ●           | ●            | ●          | ●          | ●          |            |            |
| H 2.5                   |            | ● <sup>1</sup>       | ●          | ●          | ●           | ●            | ●          | ●          | ●          |            |            |
| H 4.0                   |            |                      | ●          | ●          | ●           | ●            | ●          | ●          | ●          |            |            |
| H 6.0                   |            |                      | ●          |            | ●           | ●            | ●          | ●          | ●          | ●          |            |
| H 10.0                  |            |                      |            |            |             |              |            | ●          | ●          | ●          |            |
| H 16.0                  |            |                      |            |            |             |              |            |            |            | ●          |            |
| H 25.0                  |            |                      |            |            |             |              |            |            |            |            | ●          |
| H 35.0                  |            |                      |            |            |             |              |            |            |            |            | ●          |
| H 50.0                  |            |                      |            |            |             |              |            |            |            |            | ●          |

●<sup>1</sup> = ferrules in strip form only

Twin wire end ferrules are to be crimped according to the following table:

| Tool        | Order No.  | Ferrules            |                     |                     |                     |                   |                   |       |        |        |
|-------------|------------|---------------------|---------------------|---------------------|---------------------|-------------------|-------------------|-------|--------|--------|
|             |            | H 0.5               | H 0.75              | H 1.0               | H 1.5               | H 2.5             | H 4.0             | H 6.0 | H 10.0 | H 16.0 |
| PZ 1.5      | 9005990000 | ●                   | ●                   |                     |                     |                   |                   |       |        |        |
| PZ 3        | 0567300000 | ●                   | ●                   | ●                   | ●                   | ●                 |                   |       |        |        |
| PZ 4        | 9012500000 | ●                   | ●                   | ●                   | ●                   | ●                 |                   |       |        |        |
| PZ 6 Roto   | 9014350000 | ●                   | ●                   | ●                   | ●                   | ●                 | ●                 |       |        |        |
| PZ 6 Roto L | 1444050000 | ●                   | ●                   | ●                   | ●                   | ●                 | ●                 |       |        |        |
| PZ 6/5      | 9011460000 |                     |                     | ●                   | ●                   | ●                 | ●                 |       |        |        |
| Station     |            | 1,5 mm <sup>2</sup> | 1,5 mm <sup>2</sup> | 2,5 mm <sup>2</sup> | 2,5 mm <sup>2</sup> | 4 mm <sup>2</sup> | 6 mm <sup>2</sup> |       |        |        |
| PZ 10 HEX   | 1445070000 | ●                   | ●                   | ●                   | ●                   | ●                 | ●                 | ●     |        |        |
| PZ 10 SQR   | 1445080000 | ●                   | ●                   | ●                   | ●                   | ●                 | ●                 | ●     | ●      |        |
| PZ ZH 16    | 9013600000 |                     |                     |                     |                     |                   |                   | ●     | ●      | ●      |

## Wire-end ferrules with plastic collars



- Polypropylene conical entry funnel
- Heat-resistant up to 105°C
- The entry funnel can also be manufactured from a non-flammable material on request

For conductors from 0.25-150 mm<sup>2</sup> (AWG 24-300MCM)

Material E-Cu, electro-galvanised

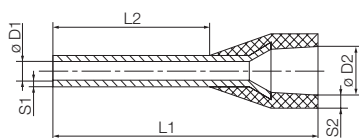
Dimensional tolerance acc. to DIN 46228 Part 4

## Weidmüller colour code

## Packed loose



| Type           | Ø mm <sup>2</sup> | AWG         | L1    | L2 | D1   | D2   | S1   | S2   | Stripping length | Colour      | Qty. | Order No.  |
|----------------|-------------------|-------------|-------|----|------|------|------|------|------------------|-------------|------|------------|
| H0,25/10 HBL   | 0.25              | AWG 24      | 10.00 | 6  | 0.8  | 1.8  | 0.15 | 0.25 | 8                | Light Blue  | 500  | 9025740000 |
| H0,25/12 HBL   | 0.25              | AWG 24      | 12.00 | 8  | 0.8  | 1.8  | 0.15 | 0.25 | 10               | Light Blue  | 500  | 9025760000 |
| H0,34/10 TK    | 0.34              | AWG 22      | 10.00 | 6  | 0.8  | 2    | 0.15 | 0.25 | 8                | Turquoise   | 500  | 9025750000 |
| H0,34/12 TK    | 0.34              | AWG 22      | 12.00 | 8  | 0.8  | 2    | 0.15 | 0.25 | 10               | Turquoise   | 500  | 9025770000 |
| H0,5/12 OR     | 0.5               | AWG 20      | 12.00 | 6  | 1    | 2.6  | 0.15 | 0.25 | 8                | orange      | 500  | 0409500000 |
| H0,5/14 OR     | 0.5               | AWG 20      | 14.00 | 8  | 1    | 2.6  | 0.15 | 0.25 | 10               | orange      | 500  | 0690700000 |
| H0,5/14 OR SP  | 0.5               | AWG 20      | 14.00 | 8  | 1    | 2.6  | 0.15 | 0.25 | 10               | orange      | 100  | 1476230000 |
| H0,5/16 OR     | 0.5               | AWG 20      | 16.00 | 10 | 1    | 2.6  | 0.15 | 0.25 | 12               | orange      | 500  | 9025870000 |
| H0,5/18 OR     | 0.5               | AWG 20      | 18.00 | 12 | 1    | 2.6  | 0.15 | 0.25 | 14               | orange      | 500  | 1076980000 |
| H0,75/12 W     | 0.75              | AWG 18      | 12.00 | 6  | 1.2  | 2.8  | 0.15 | 0.25 | 8                | white       | 500  | 0409600000 |
| H0,75/14 W     | 0.75              | AWG 18      | 14.00 | 8  | 1.2  | 2.8  | 0.15 | 0.25 | 10               | white       | 500  | 0462900000 |
| H0,75/14 W SP  | 0.75              | AWG 18      | 14.00 | 8  | 1.2  | 2.8  | 0.15 | 0.25 | 10               | white       | 100  | 1476240000 |
| H0,75/16 W     | 0.75              | AWG 18      | 16.00 | 10 | 1.2  | 2.8  | 0.15 | 0.25 | 12               | white       | 500  | 9025860000 |
| H0,75/18 W     | 0.75              | AWG 18      | 18.00 | 12 | 1.2  | 2.8  | 0.15 | 0.25 | 14               | white       | 500  | 9025910000 |
| H1,0/12 GE     | 1                 | AWG 17      | 12.00 | 6  | 1.4  | 3    | 0.15 | 0.25 | 8                | yellow      | 500  | 0409700000 |
| H1,0/14 GE     | 1                 | AWG 17      | 14.00 | 8  | 1.4  | 3    | 0.15 | 0.25 | 10               | yellow      | 500  | 0463000000 |
| H1,0/14 GE SP  | 1                 | AWG 17      | 14.00 | 8  | 1.4  | 3    | 0.15 | 0.25 | 10               | yellow      | 100  | 1476250000 |
| H1,0/16 GE     | 1                 | AWG 17      | 16.00 | 10 | 1.4  | 3    | 0.15 | 0.25 | 12               | yellow      | 500  | 9025950000 |
| H1,0/18 GE     | 1                 | AWG 17      | 18.00 | 12 | 1.4  | 3    | 0.15 | 0.25 | 15               | yellow      | 500  | 9025930000 |
| H1,5/14 R      | 1.5               | AWG 16      | 14.00 | 8  | 1.7  | 3.5  | 0.15 | 0.25 | 10               | red         | 500  | 0463100000 |
| H1,5/14 R SP   | 1.5               | AWG 16      | 14.00 | 8  | 1.7  | 3.5  | 0.15 | 0.25 | 10               | red         | 100  | 1476270000 |
| H1,5/16 R      | 1.5               | AWG 16      | 16.00 | 10 | 1.7  | 3.5  | 0.15 | 0.25 | 12               | red         | 500  | 0635100000 |
| H1,5/24 R      | 1.5               | AWG 16      | 24.00 | 18 | 1.7  | 3.5  | 0.15 | 0.25 | 20               | red         | 500  | 0565600000 |
| H2,5/15D BL    | 2.5               | AWG 14      | 15.00 | 8  | 2.2  | 4.2  | 0.15 | 0.25 | 10               | blue        | 500  | 9019160000 |
| H2,5/15D BL SP | 2.5               | AWG 14      | 15.00 | 8  | 2.2  | 4.2  | 0.15 | 0.25 | 10               | blue        | 100  | 1476280000 |
| H2,5/19D BL    | 2.5               | AWG 14      | 19.00 | 12 | 2.2  | 4.2  | 0.15 | 0.25 | 14               | blue        | 500  | 9019170000 |
| H2,5/25D BL    | 2.5               | AWG 14      | 25.00 | 18 | 2.2  | 4.2  | 0.15 | 0.25 | 20               | blue        | 500  | 9019180000 |
| H4,0/18D GR    | 4                 | AWG 12      | 18.00 | 10 | 2.8  | 4.8  | 0.2  | 0.3  | 12               | grey        | 500  | 9019190000 |
| H4,0/18D GR SP | 4                 | AWG 12      | 18.00 | 10 | 2.8  | 4.8  | 0.2  | 0.3  | 20               | grey        | 100  | 1476290000 |
| H4,0/20D GR    | 4                 | AWG 12      | 20.00 | 12 | 2.8  | 4.8  | 0.2  | 0.3  | 14               | grey        | 500  | 9019200000 |
| H4,0/26D GR    | 4                 | AWG 12      | 26.00 | 18 | 2.8  | 4.8  | 0.2  | 0.3  | 20               | grey        | 100  | 9019210000 |
| H6,0/20 SW     | 6                 | AWG 10      | 20.00 | 12 | 3.5  | 6.3  | 0.2  | 0.3  | 14               | black       | 100  | 0533500000 |
| H6,0/26 SW     | 6                 | AWG 10      | 26.00 | 18 | 3.5  | 6.3  | 0.2  | 0.3  | 20               | black       | 100  | 0565700000 |
| H10,0/22 EB    | 10                | AWG 8       | 22.00 | 12 | 4.5  | 7.6  | 0.2  | 0.4  | 15               | ivory       | 100  | 0534200000 |
| H10,0/28 EB    | 10                | AWG 8       | 28.00 | 18 | 4.5  | 7.6  | 0.2  | 0.4  | 21               | ivory       | 100  | 0565800000 |
| H16,0/22 GN    | 16                | AWG 6       | 22.00 | 12 | 5.8  | 8.8  | 0.2  | 0.4  | 15               | green       | 100  | 0565900000 |
| H16,0/28 GN    | 16                | AWG 6       | 28.00 | 18 | 5.8  | 8.8  | 0.2  | 0.4  | 21               | green       | 100  | 0566000000 |
| H25,0/30 BR    | 25                | AWG 3       | 30.00 | 16 | 7.3  | 11.2 | 0.2  | 0.4  | 18               | brown       | 50   | 0317000000 |
| H25,0/36 BR    | 25                | AWG 3       | 36.00 | 22 | 7.3  | 11.2 | 0.2  | 0.4  | 24               | brown       | 50   | 0317100000 |
| H35,0/30 BE    | 35                | AWG 2       | 30.00 | 16 | 8.3  | 12.7 | 0.2  | 0.4  | 19               | beige       | 50   | 0317200000 |
| H35,0/39 BE    | 35                | AWG 2       | 39.00 | 25 | 8.3  | 12.7 | 0.2  | 0.4  | 28               | beige       | 50   | 0317300000 |
| H50/36 OLV     | 50                | AWG 1       | 36.00 | 20 | 10.3 | 15   | 0.3  | 0.5  | 26               | Olive green | 50   | 0444200000 |
| H70,0/37 GE    | 70                | AWG 2/0     | 37.00 | 21 | 12.7 | 16   | 0.35 | 0.6  | 26               | yellow      | 25   | 9028200000 |
| H95,0/44 R     | 95                | AWG 3/0     | 44.00 | 25 | 14.7 | 18   | 0.35 | 0.6  | 31               | red         | 25   | 9028210000 |
| H120,0/50 BL   | 120               | AWG 4/0     | 50.00 | 30 | 16.5 | 21   | 0.5  | 0.7  | 36               | blue        | 25   | 9028220000 |
| H150,0/54 GE   | 150               | AWG 300 MCM | 54.00 | 32 | 18.5 | 23.5 | 0.5  | 0.75 | 38               | yellow      | 25   | 9028230000 |



- Polypropylene conical entry funnel
- Heat-resistant up to 105°C
- The entry funnel can also be manufactured from a non-flammable material on request

For conductors from 0.14-4 mm<sup>2</sup> (AWG 26-12)  
 Material E-Cu, electro-galvanised  
 Dimensional tolerance acc. to DIN 46228 Part 4

**Weidmüller colour code**

In multi-pack bag



| Type            | Ø mm <sup>2</sup> | AWG    | L1    | L2 | D1  | D2  | S1   | S2   | Stripping length | Colour       | Qty. | Order No.  |
|-----------------|-------------------|--------|-------|----|-----|-----|------|------|------------------|--------------|------|------------|
| H0,14/10 GR SV  | 0.14              | AWG 26 | 10.00 | 6  | 0.6 | 1.5 | 0.15 | 0.25 | 8                | ● grey       | 500  | 9005180000 |
| H0,14/12 GR SV  | 0.14              | AWG 26 | 12.00 | 8  | 0.6 | 1.5 | 0.15 | 0.25 | 10               | ● grey       | 500  | 9028240000 |
| H0,25/10 HBL SV | 0.25              | AWG 24 | 10.00 | 6  | 0.8 | 1.8 | 0.15 | 0.25 | 8                | ● Light Blue | 500  | 9026050000 |
| H0,25/12 HBL SV | 0.25              | AWG 24 | 12.00 | 8  | 0.8 | 1.8 | 0.15 | 0.25 | 10               | ● Light Blue | 500  | 9025780000 |
| H0,34/10 TK SV  | 0.34              | AWG 22 | 10.00 | 6  | 0.8 | 2   | 0.15 | 0.25 | 8                | ● Turquoise  | 500  | 9026030000 |
| H0,34/12 TK SV  | 0.34              | AWG 22 | 12.00 | 8  | 0.8 | 2   | 0.15 | 0.25 | 10               | ● Turquoise  | 500  | 9025790000 |
| H0,5/12 OR SV   | 0.5               | AWG 20 | 12.00 | 6  | 1   | 2.6 | 0.15 | 0.25 | 8                | ● orange     | 500  | 9028260000 |
| H0,5/14 OR SV   | 0.5               | AWG 20 | 14.00 | 8  | 1   | 2.6 | 0.15 | 0.25 | 10               | ● orange     | 500  | 9026060000 |
| H0,5/16 OR SV   | 0.5               | AWG 20 | 16.00 | 10 | 1   | 2.6 | 0.15 | 0.25 | 12               | ● orange     | 500  | 9028270000 |
| H0,75/12 W SV   | 0.75              | AWG 18 | 12.00 | 6  | 1.2 | 2.8 | 0.15 | 0.25 | 8                | ○ white      | 500  | 9028280000 |
| H0,75/14 W SV   | 0.75              | AWG 18 | 14.00 | 8  | 1.2 | 2.8 | 0.15 | 0.25 | 10               | ○ white      | 500  | 9026070000 |
| H0,75/16 W SV   | 0.75              | AWG 18 | 16.00 | 10 | 1.2 | 2.8 | 0.15 | 0.25 | 12               | ○ white      | 500  | 9028290000 |
| H0,75/18 W SV   | 0.75              | AWG 18 | 18.00 | 12 | 1.2 | 2.8 | 0.15 | 0.25 | 14               | ○ white      | 500  | 9028300000 |
| H1,0/12 GE SV   | 1                 | AWG 17 | 12.00 | 6  | 1.4 | 3   | 0.15 | 0.25 | 8                | ● yellow     | 500  | 9028310000 |
| H1,0/14 GE SV   | 1                 | AWG 17 | 14.00 | 8  | 1.4 | 3   | 0.15 | 0.25 | 10               | ● yellow     | 500  | 9026080000 |
| H1,0/16 GE SV   | 1                 | AWG 17 | 16.00 | 10 | 1.4 | 3   | 0.15 | 0.25 | 12               | ● yellow     | 500  | 9028320000 |
| H1,0/18 GE SV   | 1                 | AWG 17 | 18.00 | 12 | 1.4 | 3   | 0.15 | 0.25 | 15               | ● yellow     | 500  | 9028340000 |
| H1,5/14 R SV    | 1.5               | AWG 16 | 14.00 | 8  | 1.7 | 3.5 | 0.15 | 0.25 | 10               | ● red        | 500  | 9026090000 |
| H1,5/16 R SV    | 1.5               | AWG 16 | 16.00 | 10 | 1.7 | 3.5 | 0.15 | 0.25 | 12               | ● red        | 500  | 9028350000 |
| H2,5/15 BL SV   | 2.5               | AWG 14 | 15.00 | 8  | 2.2 | 4.2 | 0.15 | 0.25 | 10               | ● blue       | 500  | 9026100000 |
| H4,0/18 GR SV   | 4                 | AWG 12 | 18.00 | 10 | 2.8 | 4.8 | 0.2  | 0.3  | 12               | ● grey       | 250  | 9026010000 |

**Weidmüller colour code**

Strips of linked wire-end ferrules



| Type           | Ø mm <sup>2</sup> | AWG    | L1    | L2 | D1  | D2  | S1   | S2   | Stripping length | Colour   | Qty. | Order No.  |
|----------------|-------------------|--------|-------|----|-----|-----|------|------|------------------|----------|------|------------|
| H0,5/14 OR BD  | 0.5               | AWG 20 | 14.00 | 8  | 1   | 2.6 | 0.15 | 0.25 | 10               | ● orange | 500  | 9004270000 |
| H0,75/14 W BD  | 0.75              | AWG 18 | 14.00 | 8  | 1.2 | 2.8 | 0.15 | 0.25 | 10               | ○ white  | 500  | 9004290000 |
| H1,0/14 GE BD  | 1                 | AWG 17 | 14.00 | 8  | 1.4 | 3   | 0.15 | 0.25 | 10               | ● yellow | 500  | 9004320000 |
| H1,5/14 R BD   | 1.5               | AWG 16 | 14.00 | 8  | 1.7 | 3.2 | 0.15 | 0.25 | 10               | ● red    | 500  | 9004340000 |
| H2,5/14D BL BD | 2.5               | AWG 14 | 14.00 | 8  | 2.2 | 4   | 0.15 | 0.25 | 10               | ● blue   | 500  | 9004360000 |

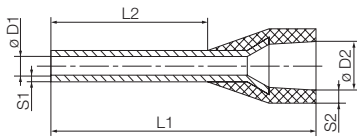
**Weidmüller colour code**

Reel of linked wire-end ferrules



| Type               | Ø mm <sup>2</sup> | AWG    | L1    | L2 | D1  | D2  | S1   | S2   | Stripping length | Colour   | Qty. | Order No.  |
|--------------------|-------------------|--------|-------|----|-----|-----|------|------|------------------|----------|------|------------|
| H0,5/14 OR BD GSP  | 0.5               | AWG 20 | 14.00 | 8  | 1   | 2.6 | 0.15 | 0.25 | 10               | ● orange | 5000 | 9005810000 |
| H0,5/16 OR BD GSP  | 0.5               | AWG 20 | 16.00 | 10 | 1   | 2.6 | 0.15 | 0.25 | 12               | ● orange | 5000 | 1476010000 |
| H0,75/14 W BD GSP  | 0.75              | AWG 18 | 14.00 | 8  | 1.2 | 2.8 | 0.15 | 0.25 | 10               | ○ white  | 5000 | 9005820000 |
| H0,75/16 W BD GSP  | 0.75              | AWG 18 | 16.00 | 10 | 1.2 | 2.8 | 0.15 | 0.25 | 12               | ○ white  | 5000 | 1476030000 |
| H1,0/14 GE BD GSP  | 1                 | AWG 17 | 14.00 | 8  | 1.4 | 3   | 0.15 | 0.25 | 10               | ● yellow | 5000 | 9005830000 |
| H1,0/16 GE BD GSP  | 1                 | AWG 17 | 16.00 | 10 | 1.4 | 3   | 0.15 | 0.25 | 12               | ● yellow | 5000 | 1476040000 |
| H1,5/14 R BD GSP   | 1.5               | AWG 16 | 14.00 | 8  | 1.7 | 3.5 | 0.15 | 0.25 | 10               | ● red    | 5000 | 9005840000 |
| H1,5/16 R BD GSP   | 1.5               | AWG 16 | 16.00 | 10 | 1.7 | 3.5 | 0.15 | 0.25 | 12               | ● red    | 5000 | 1476050000 |
| H2,5/14D BL BD GSP | 2.5               | AWG 14 | 14.00 | 8  | 2.2 | 4.2 | 0.15 | 0.25 | 10               | ● blue   | 3000 | 9005850000 |
| H2,5/16D BL BD GSP | 2.5               | AWG 14 | 16.00 | 10 | 2.2 | 4.2 | 0.15 | 0.25 | 12               | ● blue   | 3000 | 1476060000 |

Wire-end ferrules with plastic collars



- Polypropylene conical entry funnel
- Heat-resistant up to 105 °C
- The entry funnel can also be manufactured from a non-flammable material on request

For conductors from 0.5-50 mm<sup>2</sup> (AWG 20-1)  
 Material E-Cu, electro-galvanised  
 Dimensional tolerance acc. to DIN 46228 Part 4

DIN colour code

Packed loose



| Type            | Ø mm <sup>2</sup> | AWG    | L1    | L2 | D1   | D2   | S1   | S2   | Stripping length | Colour   | VG*         | Qty. | Order No.  |
|-----------------|-------------------|--------|-------|----|------|------|------|------|------------------|----------|-------------|------|------------|
| H0,5/12D W      | 0.5               | AWG 20 | 12.00 | 6  | 1    | 2.6  | 0.15 | 0.25 | 8                | ○ white  | T 20A 001 A | 500  | 9019000000 |
| H0,5/14D W      | 0.5               | AWG 20 | 14.00 | 8  | 1    | 2.6  | 0.15 | 0.25 | 10               | ○ white  | T 20A 002 A | 500  | 9019010000 |
| H0,5/14D W SP   | 0.5               | AWG 20 | 14.00 | 8  | 1    | 2.6  | 0.15 | 0.25 | 10               | ○ white  | T 20A 002 A | 100  | 1476300000 |
| H0,5/16D W      | 0.5               | AWG 20 | 16.00 | 10 | 1    | 2.6  | 0.15 | 0.25 | 12               | ○ white  | T 20A 003 A | 500  | 9019020000 |
| H0,5/18D W      | 0.5               | AWG 20 | 18.00 | 12 | 1    | 2.6  | 0.15 | 0.25 | 14               | ○ white  | T 20A 003 A | 500  | 1076990000 |
| H0,75/12D GR    | 0.75              | AWG 18 | 12.00 | 6  | 1.2  | 2.8  | 0.15 | 0.25 | 8                | ● grey   | T 20A 005 A | 500  | 9019030000 |
| H0,75/14D GR    | 0.75              | AWG 18 | 14.00 | 8  | 1.2  | 2.8  | 0.15 | 0.25 | 10               | ● grey   | T 20A 004 A | 500  | 9019040000 |
| H0,75/16D GR    | 0.75              | AWG 18 | 16.00 | 10 | 1.2  | 2.8  | 0.15 | 0.25 | 12               | ● grey   | T 20A 006 A | 500  | 9019050000 |
| H0,75/18D GR    | 0.75              | AWG 18 | 18.00 | 12 | 1.2  | 2.8  | 0.15 | 0.25 | 14               | ● grey   | T 20A 007 A | 500  | 9019060000 |
| H1,0/12D R      | 1                 | AWG 17 | 12.00 | 6  | 1.4  | 3    | 0.15 | 0.25 | 8                | ● red    | T 20A 008 A | 500  | 9019070000 |
| H1,0/14D R      | 1                 | AWG 17 | 14.00 | 8  | 1.4  | 3    | 0.15 | 0.25 | 10               | ● red    | T 20A 009 A | 500  | 9019080000 |
| H1,0/14D R SP   | 1                 | AWG 17 | 14.00 | 8  | 1.4  | 3    | 0.15 | 0.25 | 10               | ● red    | T 20A 009 A | 100  | 1476320000 |
| H1,0/16D R      | 1                 | AWG 17 | 16.00 | 10 | 1.4  | 3    | 0.15 | 0.25 | 12               | ● red    | T 20A 010 A | 500  | 9019100000 |
| H1,0/18D R      | 1                 | AWG 17 | 18.00 | 12 | 1.4  | 3    | 0.15 | 0.25 | 15               | ● red    | T 20A 011 A | 500  | 9019110000 |
| H1,5/14D SW     | 1.5               | AWG 16 | 14.00 | 8  | 1.7  | 3.5  | 0.15 | 0.25 | 10               | ● black  | T 20A 012 A | 500  | 9019120000 |
| H1,5/14D SW SP  | 1.5               | AWG 16 | 14.00 | 8  | 1.7  | 3.5  | 0.15 | 0.25 | 10               | ● black  | T 20A 012 A | 100  | 1476330000 |
| H1,5/16D SW     | 1.5               | AWG 16 | 16.00 | 10 | 1.7  | 3.5  | 0.15 | 0.25 | 12               | ● black  | T 20A 013 A | 500  | 9019130000 |
| H1,5/18D SW     | 1.5               | AWG 16 | 18.00 | 12 | 1.7  | 3.5  | 0.15 | 0.25 | 15               | ● black  | T 20A 014 A | 500  | 9019140000 |
| H1,5/24D SW     | 1.5               | AWG 16 | 24.00 | 18 | 1.7  | 3.5  | 0.15 | 0.25 | 20               | ● black  | T 20A 015 A | 500  | 9019150000 |
| H2,5/15D BL     | 2.5               | AWG 14 | 15.00 | 8  | 2.2  | 4.2  | 0.15 | 0.25 | 10               | ● blue   | T 20A 017 A | 500  | 9019160000 |
| H2,5/19D BL     | 2.5               | AWG 14 | 19.00 | 12 | 2.2  | 4.2  | 0.15 | 0.25 | 14               | ● blue   | T 20A 017 A | 500  | 9019170000 |
| H2,5/25D BL     | 2.5               | AWG 14 | 25.00 | 18 | 2.2  | 4.2  | 0.15 | 0.25 | 20               | ● blue   | T 20A 018 A | 500  | 9019180000 |
| H4,0/18D GR     | 4                 | AWG 12 | 18.00 | 10 | 2.8  | 4.8  | 0.2  | 0.3  | 12               | ● grey   | T 20A 019 A | 500  | 9019190000 |
| H4,0/20D GR     | 4                 | AWG 12 | 20.00 | 12 | 2.8  | 4.8  | 0.2  | 0.3  | 14               | ● grey   | T 20A 020 A | 500  | 9019200000 |
| H4,0/26D GR     | 4                 | AWG 12 | 26.00 | 18 | 2.8  | 4.8  | 0.2  | 0.3  | 20               | ● grey   | T 20A 021 A | 100  | 9019210000 |
| H6,0/20D GE     | 6                 | AWG 10 | 20.00 | 12 | 3.5  | 6.3  | 0.2  | 0.3  | 14               | ● yellow | T 20A 022 A | 100  | 9019220000 |
| H6,0/26D GE     | 6                 | AWG 10 | 26.00 | 18 | 3.5  | 6.3  | 0.2  | 0.3  | 20               | ● yellow | T 20A 023 A | 100  | 9019230000 |
| H10,0/22D R     | 10                | AWG 7  | 22.00 | 12 | 4.5  | 7.6  | 0.2  | 0.4  | 15               | ● red    | T 20A 024 A | 100  | 9019240000 |
| H10,0/28D R     | 10                | AWG 7  | 28.00 | 18 | 4.5  | 7.6  | 0.2  | 0.4  | 21               | ● red    | T 20A 025 A | 100  | 9019250000 |
| H16,0/22D BL    | 16                | AWG 6  | 22.00 | 12 | 5.8  | 8.8  | 0.2  | 0.4  | 15               | ● blue   | T 20A 026 A | 100  | 9019260000 |
| H16,0/28D BL    | 16                | AWG 6  | 28.00 | 18 | 5.8  | 8.8  | 0.2  | 0.4  | 21               | ● blue   | T 20A 027 A | 100  | 9019270000 |
| H25,0/30D 16 GE | 25                | AWG 3  | 30.00 | 16 | 7.3  | 11.2 | 0.2  | 0.4  | 18               | ● yellow | T 20A 028 A | 50   | 9019280000 |
| H25,0/36D GE    | 25                | AWG 3  | 36.00 | 22 | 7.3  | 11.2 | 0.2  | 0.4  | 24               | ● yellow | T 20A 030 A | 50   | 9019300000 |
| H35,0/30D 16 R  | 35                | AWG 2  | 30.00 | 16 | 8.3  | 12.7 | 0.2  | 0.4  | 19               | ● red    | T 20A 031 A | 50   | 9019310000 |
| H35,0/32D R     | 35                | AWG 2  | 32.00 | 18 | 8.3  | 12.7 | 0.2  | 0.4  | 19               | ● red    | T 20A 032 A | 50   | 9019320000 |
| H35,0/39D R     | 35                | AWG 2  | 39.00 | 25 | 8.3  | 12.7 | 0.2  | 0.4  | 28               | ● red    | T 20A 033 A | 50   | 9019330000 |
| H50,0/41D BL    | 50                | AWG 1  | 41.00 | 25 | 10.3 | 15   | 0.3  | 0.5  | 31               | ● blue   | T 20A 035 A | 50   | 9019350000 |
| H50/36D BL      | 50                | AWG 1  | 36.00 | 20 | 10.3 | 15   | 0.3  | 0.5  | 26               | ● blue   | T 20A 034 A | 50   | 9019340000 |

DIN colour code

In multi-pack bag



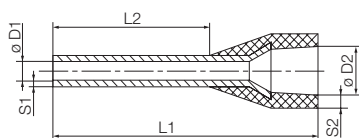
| Type            | Ø mm <sup>2</sup> | AWG    | L1    | L2 | D1  | D2  | S1   | S2   | Stripping length | Colour  | VG*         | Qty. | Order No.  |
|-----------------|-------------------|--------|-------|----|-----|-----|------|------|------------------|---------|-------------|------|------------|
| H0,5/14D W SV   | 0.5               | AWG 20 | 14.00 | 8  | 1   | 2.6 | 0.15 | 0.25 | 10               | ○ white | T 20A 002 A | 500  | 9019400000 |
| H0,75/14D GR SV | 0.75              | AWG 18 | 14.00 | 8  | 1.2 | 2.8 | 0.15 | 0.25 | 10               | ● grey  | T 20A 005 A | 500  | 9019410000 |
| H1,0/14D R SV   | 1                 | AWG 17 | 14.00 | 8  | 1.4 | 3   | 0.15 | 0.25 | 10               | ● red   | T 20A 009 A | 500  | 9019420000 |
| H1,5/14D SW SV  | 1.5               | AWG 16 | 14.00 | 8  | 1.7 | 3.5 | 0.15 | 0.25 | 10               | ● black | T 20A 012 A | 500  | 9019430000 |
| H2,5/15 BL SV   | 2.5               | AWG 14 | 15.00 | 8  | 2.2 | 4.2 | 0.15 | 0.25 | 10               | ● blue  | T 20A 017 A | 500  | 9026100000 |
| H4,0/18 GR SV   | 4                 | AWG 12 | 18.00 | 10 | 2.8 | 4.8 | 0.2  | 0.3  | 12               | ● grey  | T 20A 019 A | 250  | 9026010000 |

DIN colour code

Strips of linked wire-end ferrules



| Type            | Ø mm <sup>2</sup> | AWG    | L1    | L2 | D1  | D2  | S1   | S2   | Stripping length | Colour  | VG*         | Qty. | Order No.  |
|-----------------|-------------------|--------|-------|----|-----|-----|------|------|------------------|---------|-------------|------|------------|
| H0,5/14D W BD   | 0.5               | AWG 20 | 14.00 | 8  | 1   | 2.6 | 0.15 | 0.25 | 10               | ○ white | T 20A 002 A | 500  | 9004280000 |
| H0,75/14D GR BD | 0.75              | AWG 18 | 14.00 | 8  | 1.2 | 2.8 | 0.15 | 0.25 | 10               | ● grey  | T 20A 005 A | 500  | 9004300000 |
| H1,0/14D R BD   | 1                 | AWG 17 | 14.00 | 8  | 1.4 | 3   | 0.15 | 0.25 | 10               | ● red   | T 20A 009 A | 500  | 9004330000 |
| H1,5/14D SW BD  | 1.5               | AWG 16 | 14.00 | 8  | 1.7 | 3.2 | 0.15 | 0.25 | 10               | ● black | T 20A 012 A | 500  | 9004350000 |
| H2,5/14D BL BD  | 2.5               | AWG 14 | 14.00 | 8  | 2.2 | 4   | 0.15 | 0.25 | 10               | ● blue  | T 20A 017 A | 500  | 9004360000 |



- Polypropylene conical entry funnel
- Heat-resistant up to 105 °C
- The entry funnel can also be manufactured from a non-flammable material on request

For conductors from 0.5-2.5 mm<sup>2</sup> (AWG 20-14)

Material E-Cu, electro-galvanised

Dimensional tolerance acc. to DIN 46228 Part 4

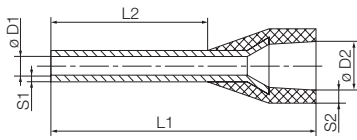
### DIN colour code

#### Reel of linked wire-end ferrules



| Type                | Ø mm <sup>2</sup> | AWG    | L1    | L2 | D1  | D2  | S1   | S2   | Stripping length | Colour  | Qty. | Order No.  |
|---------------------|-------------------|--------|-------|----|-----|-----|------|------|------------------|---------|------|------------|
| H0,5/14D W BD GSP   | 0.5               | AWG 20 | 14.00 | 8  | 1   | 2.6 | 0.15 | 0.25 | 10               | ○ white | 5000 | 9005860000 |
| H0,5/16D W BD GSP   | 0.5               | AWG 20 | 16.00 | 10 | 1   | 2.6 | 0.15 | 0.25 | 12               | ○ white | 5000 | 1476070000 |
| H0,75/14D GR        | 0.75              | AWG 18 | 14.00 | 8  | 1.2 | 2.8 | 0.15 | 0.25 | 10               | ● grey  | 5000 | 9005870000 |
| H0,75/16D GR BD GSP | 0.75              | AWG 18 | 16.00 | 10 | 1.2 | 2.8 | 0.15 | 0.25 | 12               | ● grey  | 5000 | 1476080000 |
| H1,0/14D R BD GSP   | 1                 | AWG 17 | 14.00 | 8  | 1.4 | 3   | 0.15 | 0.25 | 10               | ● red   | 5000 | 9005880000 |
| H1,0/16D R BD GSP   | 1                 | AWG 17 | 16.00 | 10 | 1.4 | 3   | 0.15 | 0.25 | 12               | ● red   | 5000 | 1476090000 |
| H1,5/14D SW BD GSP  | 1.5               | AWG 16 | 14.00 | 8  | 1.7 | 3.5 | 0.15 | 0.25 | 10               | ● black | 5000 | 9005890000 |
| H1,5/16D SW BD GSP  | 1.5               | AWG 16 | 16.00 | 10 | 1.7 | 3.5 | 0.15 | 0.25 | 12               | ● black | 5000 | 1476100000 |
| H2,5/14D BL BD GSP  | 2.5               | AWG 14 | 14.00 | 8  | 2.2 | 4.2 | 0.15 | 0.25 | 10               | ● blue  | 3000 | 9005850000 |
| H2,5/16D BL BD GSP  | 2.5               | AWG 14 | 16.00 | 10 | 2.2 | 4.2 | 0.15 | 0.25 | 12               | ● blue  | 3000 | 1476060000 |

## Wire-end ferrules with plastic collars



- Polypropylene conical entry funnel
- Heat-resistant up to 105 °C
- The entry funnel can also be manufactured from a non-flammable material on request

For conductors from 0.14-25 mm<sup>2</sup> (AWG 26-3)  
 Material E-Cu, electro-galvanised  
 Dimensional tolerance acc. to DIN 46228 Part 4

### Other colour code

#### Packed loose



| Type          | Ø mm <sup>2</sup> | AWG    | L1    | L2 | D1  | D2   | S1   | S2   | Stripping length | Colour       | Qty. | Order No.  |
|---------------|-------------------|--------|-------|----|-----|------|------|------|------------------|--------------|------|------------|
| H0,25/10T GE  | 0.25              | AWG 24 | 10.00 | 6  | 0.8 | 1.8  | 0.15 | 0.25 | 8                | ● yellow     | 500  | 9021010000 |
| H0,25/12T GE  | 0.25              | AWG 24 | 12.00 | 8  | 0.8 | 1.8  | 0.15 | 0.25 | 10               | ● yellow     | 500  | 9021020000 |
| H0,5/12D W    | 0.5               | AWG 20 | 12.00 | 6  | 1   | 2.6  | 0.15 | 0.25 | 8                | ○ white      | 500  | 9019000000 |
| H0,5/14D W    | 0.5               | AWG 20 | 14.00 | 8  | 1   | 2.6  | 0.15 | 0.25 | 10               | ○ white      | 500  | 9019010000 |
| H0,5/16D W    | 0.5               | AWG 20 | 16.00 | 10 | 1   | 2.6  | 0.15 | 0.25 | 12               | ○ white      | 500  | 9019020000 |
| H0,5/18D W    | 0.5               | AWG 20 | 18.00 | 12 | 1   | 2.6  | 0.15 | 0.25 | 14               | ○ white      | 500  | 1076990000 |
| H0,75/12T HBL | 0.75              | AWG 18 | 12.00 | 6  | 1.2 | 2.8  | 0.15 | 0.25 | 8                | ● Light Blue | 500  | 9021030000 |
| H0,75/14 HBL  | 0.75              | AWG 18 | 14.00 | 8  | 1.2 | 2.8  | 0.15 | 0.25 | 10               | ● Light Blue | 500  | 9021040000 |
| H0,75/16T HBL | 0.75              | AWG 18 | 16.00 | 10 | 1.2 | 2.8  | 0.15 | 0.25 | 12               | ● Light Blue | 500  | 9021050000 |
| H0,75/18T HBL | 0.75              | AWG 18 | 18.00 | 12 | 1.2 | 2.8  | 0.15 | 0.25 | 14               | ● Light Blue | 500  | 9021060000 |
| H1,0/12D R    | 1                 | AWG 17 | 12.00 | 6  | 1.4 | 3    | 0.15 | 0.25 | 8                | ● red        | 500  | 9019070000 |
| H1,0/14D R    | 1                 | AWG 17 | 14.00 | 8  | 1.4 | 3    | 0.15 | 0.25 | 10               | ● red        | 500  | 9019080000 |
| H1,0/16D R    | 1                 | AWG 17 | 16.00 | 10 | 1.4 | 3    | 0.15 | 0.25 | 12               | ● red        | 500  | 9019100000 |
| H1,0/18D R    | 1                 | AWG 17 | 18.00 | 12 | 1.4 | 3    | 0.15 | 0.25 | 15               | ● red        | 500  | 9019110000 |
| H1,5/14D SW   | 1.5               | AWG 16 | 14.00 | 8  | 1.7 | 3.5  | 0.15 | 0.25 | 10               | ● black      | 500  | 9019120000 |
| H1,5/16D SW   | 1.5               | AWG 16 | 16.00 | 10 | 1.7 | 3.5  | 0.15 | 0.25 | 12               | ● black      | 500  | 9019130000 |
| H1,5/18D SW   | 1.5               | AWG 16 | 18.00 | 12 | 1.7 | 3.5  | 0.15 | 0.25 | 15               | ● black      | 500  | 9019140000 |
| H1,5/24D SW   | 1.5               | AWG 16 | 24.00 | 18 | 1.7 | 3.5  | 0.15 | 0.25 | 20               | ● black      | 500  | 9019150000 |
| H2,5/15T GR   | 2.5               | AWG 14 | 15.00 | 8  | 2.2 | 4.2  | 0.15 | 0.25 | 10               | ● grey       | 500  | 9021070000 |
| H2,5/19T GR   | 2.5               | AWG 14 | 19.00 | 12 | 2.2 | 4.2  | 0.15 | 0.25 | 14               | ● grey       | 500  | 9021080000 |
| H2,5/25T GR   | 2.5               | AWG 14 | 25.00 | 18 | 2.2 | 4.2  | 0.15 | 0.25 | 20               | ● grey       | 500  | 9021090000 |
| H4,0/18T OR   | 4                 | AWG 12 | 18.00 | 10 | 2.8 | 4.8  | 0.2  | 0.3  | 12               | ● orange     | 500  | 9021100000 |
| H4,0/20T OR   | 4                 | AWG 12 | 20.00 | 12 | 2.8 | 4.8  | 0.2  | 0.3  | 14               | ● orange     | 500  | 9021110000 |
| H4,0/26T OR   | 4                 | AWG 12 | 26.00 | 18 | 2.8 | 4.8  | 0.2  | 0.3  | 20               | ● orange     | 100  | 9021120000 |
| H6,0/20T GN   | 6                 | AWG 10 | 20.00 | 12 | 3.5 | 6.3  | 0.2  | 0.3  | 14               | ● green      | 100  | 9021130000 |
| H6/26T GN     | 6                 | AWG 10 | 26.00 | 18 | 3.5 | 6.3  | 0.2  | 0.3  | 20               | ● green      | 100  | 9021140000 |
| H10,0/22T BR  | 10                | AWG 8  | 22.00 | 12 | 4.5 | 7.6  | 0.2  | 0.4  | 15               | ● brown      | 100  | 9021150000 |
| H10,0/28T BR  | 10                | AWG 8  | 28.00 | 18 | 4.5 | 7.6  | 0.2  | 0.4  | 21               | ● brown      | 100  | 9021160000 |
| H16,0/22T W   | 16                | AWG 6  | 22.00 | 12 | 5.8 | 8.8  | 0.2  | 0.4  | 15               | ○ white      | 100  | 9021170000 |
| H16,0/28T W   | 16                | AWG 6  | 28.00 | 18 | 5.8 | 8.8  | 0.2  | 0.4  | 21               | ○ white      | 100  | 9021180000 |
| H25,0/30T SW  | 25                | AWG 3  | 30.00 | 16 | 7.3 | 11.2 | 0.2  | 0.4  | 18               | ● black      | 50   | 9021190000 |
| H25,0/36T SW  | 25                | AWG 3  | 36.00 | 22 | 7.3 | 11.2 | 0.2  | 0.4  | 24               | ● black      | 50   | 9021200000 |

### Other colour code

#### In multi-pack bag



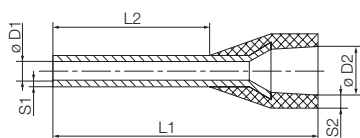
| Type             | Ø mm <sup>2</sup> | AWG    | L1    | L2 | D1  | D2  | S1   | S2   | Stripping length | Colour       | Qty. | Order No.  |
|------------------|-------------------|--------|-------|----|-----|-----|------|------|------------------|--------------|------|------------|
| H0,14/10T BR SV  | 0.14              | AWG 26 | 10.00 | 6  | 0.6 | 1.5 | 0.15 | 0.25 | 8                | ● brown      | 500  | 9028250000 |
| H0,25/10T GE SV  | 0.25              | AWG 24 | 10.00 | 6  | 0.8 | 1.8 | 0.15 | 0.25 | 8                | ● yellow     | 500  | 9021210000 |
| H0,25/12T GE SV  | 0.25              | AWG 24 | 12.00 | 8  | 0.8 | 1.8 | 0.15 | 0.25 | 10               | ● yellow     | 500  | 9021220000 |
| H0,5/14D W SV    | 0.5               | AWG 20 | 14.00 | 8  | 1   | 2.6 | 0.15 | 0.25 | 10               | ○ white      | 500  | 9019400000 |
| H0,75/14T HBL SV | 0.75              | AWG 18 | 14.00 | 8  | 1.2 | 2.8 | 0.15 | 0.25 | 10               | ● Light Blue | 500  | 9021230000 |
| H1,0/14D R SV    | 1                 | AWG 17 | 14.00 | 8  | 1.4 | 3   | 0.15 | 0.25 | 10               | ● red        | 500  | 9019420000 |
| H1,5/14D SW SV   | 1.5               | AWG 16 | 14.00 | 8  | 1.7 | 3.5 | 0.15 | 0.25 | 10               | ● black      | 500  | 9019430000 |
| H2,5/15T GR SV   | 2.5               | AWG 14 | 15.00 | 8  | 2.2 | 4.2 | 0.15 | 0.25 | 10               | ● grey       | 500  | 9021240000 |
| H4,0/18T OR SV   | 4                 | AWG 12 | 18.00 | 10 | 2.8 | 4.8 | 0.2  | 0.3  | 12               | ● orange     | 250  | 9021250000 |

### Other colour code

#### Strips of linked wire-end ferrules



| Type             | Ø mm <sup>2</sup> | AWG    | L1    | L2 | D1  | D2  | S1   | S2   | Stripping length | Colour       | Qty. | Order No.  |
|------------------|-------------------|--------|-------|----|-----|-----|------|------|------------------|--------------|------|------------|
| H0,5/14D W BD    | 0.5               | AWG 20 | 14.00 | 8  | 1   | 2.6 | 0.15 | 0.25 | 10               | ○ white      | 500  | 9004280000 |
| H0,75/14T HBL BD | 0.75              | AWG 18 | 14.00 | 8  | 1.2 | 2.8 | 0.15 | 0.25 | 10               | ● Light Blue | 500  | 9004310000 |
| H1,0/14D R BD    | 1                 | AWG 17 | 14.00 | 8  | 1.4 | 3   | 0.15 | 0.25 | 10               | ● red        | 500  | 9004330000 |
| H1,5/14D SW BD   | 1.5               | AWG 16 | 14.00 | 8  | 1.7 | 3.2 | 0.15 | 0.25 | 10               | ● black      | 500  | 9004350000 |
| H2,5/14T GR BD   | 2.5               | AWG 14 | 14.00 | 8  | 2.2 | 4   | 0.15 | 0.25 | 11               | ● grey       | 500  | 9004370000 |



- Polypropylene conical entry funnel
- Heat-resistant up to 105 °C
- The entry funnel can also be manufactured from a non-flammable material on request

For conductors from 0.5-2.5 mm<sup>2</sup> (AWG 20-14)

Material E-Cu, electro-galvanised

Dimensional tolerance acc. to DIN 46228 Part 4

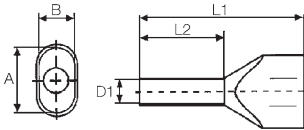
### Other colour code

#### Reel of linked wire-end ferrules



| Type                | Ø mm <sup>2</sup> | AWG    | L1    | L2 | D1  | D2  | S1   | S2   | Stripping length | Colour       | Qty. | Order No.  |
|---------------------|-------------------|--------|-------|----|-----|-----|------|------|------------------|--------------|------|------------|
| H0,5/14D W BD GSP   | 0.5               | AWG 20 | 14.00 | 8  | 1   | 2.6 | 0.15 | 0.25 | 10               | ○ white      | 5000 | 9005860000 |
| H0,5/16D W BD GSP   | 0.5               | AWG 20 | 16.00 | 10 | 1   | 2.6 | 0.15 | 0.25 | 12               | ○ white      | 5000 | 1476070000 |
| H0,75/14T BL BD GSP | 0.75              | AWG 18 | 14.00 | 8  | 1.2 | 2.8 | 0.15 | 0.25 | 10               | ● Light Blue | 5000 | 9005900000 |
| H0,75/16T BL BD GSP | 0.75              | AWG 18 | 16.00 | 10 | 1.2 | 2.8 | 0.15 | 0.25 | 12               | ● Light Blue | 5000 | 1476110000 |
| H1,0/14D R BD GSP   | 1                 | AWG 17 | 14.00 | 8  | 1.4 | 3   | 0.15 | 0.25 | 10               | ● red        | 5000 | 9005880000 |
| H1,0/16D R BD GSP   | 1                 | AWG 17 | 16.00 | 10 | 1.4 | 3   | 0.15 | 0.25 | 12               | ● red        | 5000 | 1476090000 |
| H1,5/14D SW BD GSP  | 1.5               | AWG 16 | 14.00 | 8  | 1.7 | 3.5 | 0.15 | 0.25 | 10               | ● black      | 5000 | 9005890000 |
| H1,5/16D SW BD GSP  | 1.5               | AWG 16 | 16.00 | 10 | 1.7 | 3.5 | 0.15 | 0.25 | 12               | ● black      | 5000 | 1476100000 |
| H2,5/14T GR BD GSP  | 2.5               | AWG 14 | 14.00 | 8  | 2.2 | 4.2 | 0.15 | 0.25 | 10               | ● grey       | 3000 | 9005910000 |
| H2,5/16T GR BD GSP  | 2.5               | AWG 14 | 16.00 | 10 | 2.2 | 4.2 | 0.15 | 0.25 | 12               | ● grey       | 3000 | 1476120000 |

## Twin wire-end ferrules with plastic collars



- Polypropylene conical entry funnel
- Heat-resistant up to 105°C
- The entry funnel can also be manufactured from a non-flammable material on request

For conductors of 2 x 0.34-2 x 16 mm<sup>2</sup> (2 x AWG 22-2 x AWG6)

Material E-Cu, electro-galvanised

Dimensional tolerance acc. to DIN 46228 Part 4

## Weidmüller colour code

## Packed loose



| Type           | Ø mm <sup>2</sup> | AWG    | L1    | L2 | D1  | D2 | S1   | S2   | Stripping length | Colour      | Qty. | Order No.  |
|----------------|-------------------|--------|-------|----|-----|----|------|------|------------------|-------------|------|------------|
| H0,34/14 ZH TK | 0.34              | AWG 22 | 14.00 | 8  | 1.2 |    | 0.15 | 0.25 | 11               | ● Turquoise | 500  | 1139070000 |
| H0,5/14 ZH OR  | 0.5               | AWG 20 | 14.00 | 8  | 1.4 |    | 0.15 | 0.3  | 11               | ● orange    | 500  | 9037200000 |
| H0,5/16 ZH OR  | 0.5               | AWG 20 | 16.00 | 10 | 1.4 |    | 0.15 | 0.3  | 13               | ● orange    | 500  | 9037210000 |
| H0,5/18 ZH OR  | 0.5               | AWG 20 | 18.00 | 12 | 1.4 |    | 0.15 | 0.3  | 15               | ● orange    | 500  | 9037220000 |
| H0,75/14 ZH W  | 0.75              | AWG 18 | 14.00 | 8  | 1.7 |    | 0.15 | 0.3  | 11               | ○ white     | 500  | 9037230000 |
| H0,75/16 ZH W  | 0.75              | AWG 18 | 16.00 | 10 | 1.7 |    | 0.15 | 0.3  | 13               | ○ white     | 500  | 9037240000 |
| H0,75/19S ZH W | 0.75              | AWG 18 | 19.00 | 12 | 1.7 |    | 0.15 | 0.3  | 21               | ○ white     | 500  | 9202820000 |
| H0,75/24 ZH W  | 0.75              | AWG 18 | 24.00 | 18 | 1.7 |    | 0.15 | 0.3  | 21               | ○ white     | 500  | 9037250000 |
| H1,0/15 ZH GE  | 1                 | AWG 17 | 15.00 | 8  | 2   |    | 0.15 | 0.3  | 11               | ● yellow    | 500  | 9037260000 |
| H1,0/15S ZH GE | 1                 | AWG 17 | 15.00 | 8  | 2.2 |    | 0.15 | 0.3  | 12               | ● yellow    | 500  | 9018690000 |
| H1,0/19 ZH GE  | 1                 | AWG 17 | 19.00 | 12 | 2   |    | 0.15 | 0.3  | 16               | ● yellow    | 500  | 9037270000 |
| H1,0/25 ZH GE  | 1                 | AWG 17 | 25.00 | 18 | 2   |    | 0.15 | 0.3  | 22               | ● yellow    | 500  | 9037280000 |
| H1,5/16 ZH R   | 1.5               | AWG 16 | 16.00 | 8  | 2.2 |    | 0.15 | 0.3  | 11               | ● red       | 500  | 9037290000 |
| H1,5/20 ZH R   | 1.5               | AWG 16 | 20.00 | 12 | 2.2 |    | 0.15 | 0.3  | 15               | ● red       | 500  | 9037300000 |
| H1,5/26 ZH R   | 1.5               | AWG 16 | 26.00 | 18 | 2.2 |    | 0.15 | 0.3  | 21               | ● red       | 100  | 9037310000 |
| H2,5/19D ZH BL | 2.5               | AWG 14 | 19.00 | 10 | 2.8 |    | 0.15 | 0.4  | 13               | ● blue      | 500  | 9037500000 |
| H2,5/21D ZH BL | 2.5               | AWG 14 | 21.00 | 12 | 2.8 |    | 0.15 | 0.4  | 15               | ● blue      | 100  | 9037510000 |
| H2,5/27D ZH BL | 2.5               | AWG 14 | 27.00 | 18 | 2.8 |    | 0.15 | 0.4  | 21               | ● blue      | 100  | 9037520000 |
| H4,0/22D ZH GR | 4                 | AWG 12 | 22.00 | 12 | 3.5 |    | 0.2  | 0.5  | 15               | ● grey      | 100  | 9037530000 |
| H4,0/28D ZH GR | 4                 | AWG 12 | 28.00 | 18 | 3.5 |    | 0.2  | 0.5  | 21               | ● grey      | 100  | 9037540000 |
| H6,0/23 ZH SW  | 6                 | AWG 10 | 23.00 | 12 | 4.5 |    | 0.2  | 0.5  | 20               | ● black     | 100  | 9037320000 |
| H6,0/29 ZH SW  | 6                 | AWG 10 | 29.00 | 18 | 4.5 |    | 0.2  | 0.5  | 24               | ● black     | 100  | 9037330000 |
| H10,0/24 ZH EB | 10                | AWG 8  | 24.00 | 12 | 5.8 |    | 0.2  | 0.5  | 17               | ● ivory     | 100  | 9037340000 |
| H10,0/30 ZH EB | 10                | AWG 8  | 30.00 | 18 | 5.8 |    | 0.2  | 0.5  | 23               | ● ivory     | 100  | 9037350000 |
| H10,24S ZH EB  | 10                | AWG 8  | 24.00 | 12 | 6.5 |    | 0.2  | 0.5  | 17               | ● ivory     | 100  | 9018860000 |
| H10,30S ZH EB  | 10                | AWG 8  | 30.00 | 18 | 6.5 |    | 0.2  | 0.5  | 23               | ● ivory     | 100  | 9018870000 |
| H16,0/29 ZH GN | 16                | AWG 6  | 29.00 | 16 | 8.3 |    | 0.3  | 0.6  | 20               | ● green     | 50   | 9037360000 |
| H16,0/38 ZH GN | 16                | AWG 6  | 38.00 | 25 | 8.3 |    | 0.3  | 0.6  | 29               | ● green     | 50   | 9037370000 |

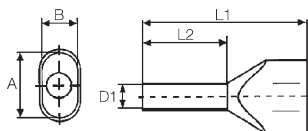
## Weidmüller colour code

## In multi-pack bag



| Type              | Ø mm <sup>2</sup> | AWG    | L1    | L2 | D1  | D2 | S1   | S2  | Stripping length | Colour   | Qty. | Order No.  |
|-------------------|-------------------|--------|-------|----|-----|----|------|-----|------------------|----------|------|------------|
| H0,5/14 ZH OR SV  | 0.5               | AWG 20 | 14.00 | 8  | 1.4 |    | 0.15 | 0.3 | 11               | ● orange | 500  | 9004440000 |
| H0,75/14 ZH W SV  | 0.75              | AWG 18 | 14.00 | 8  | 1.7 |    | 0.15 | 0.3 | 11               | ○ white  | 500  | 9018510000 |
| H0,75/16 ZH W SV  | 0.75              | AWG 18 | 16.00 | 10 | 1.7 |    | 0.15 | 0.3 | 13               | ○ white  | 500  | 9004900000 |
| H1,0/15 ZH GE SV  | 1                 | AWG 17 | 15.00 | 8  | 2   |    | 0.15 | 0.3 | 12               | ● yellow | 500  | 9018530000 |
| H1,0/15S ZH GE SV | 1                 | AWG 17 | 15.00 | 8  | 2.2 |    | 0.15 | 0.3 | 12               | ● yellow | 500  | 9018650000 |
| H1,0/19 ZH GE SV  | 1                 | AWG 17 | 19.00 | 12 | 2   |    | 0.15 | 0.3 | 16               | ● yellow | 500  | 9004910000 |
| H1,5/16 ZH R SV   | 1.5               | AWG 16 | 16.00 | 8  | 2.2 |    | 0.15 | 0.3 | 11               | ● red    | 500  | 9004410000 |
| H1,5/20 ZH R SV   | 1.5               | AWG 16 | 20.00 | 12 | 2.2 |    | 0.15 | 0.3 | 15               | ● red    | 500  | 9004920000 |
| H2,5/19D ZH BL SV | 2.5               | AWG 14 | 19.00 | 10 | 2.8 |    | 0.15 | 0.4 | 13               | ● blue   | 250  | 9004430000 |
| H2,5/21D ZH BL SV | 2.5               | AWG 14 | 21.00 | 12 | 2.8 |    | 0.15 | 0.4 | 15               | ● blue   | 250  | 9004740000 |
| H4/22D ZH GR SV   | 4                 | AWG 12 | 22.00 | 12 | 3.5 |    | 0.2  | 0.5 | 15               | ● grey   | 100  | 9004730000 |
| H6,0/23 ZH SW SV  | 6                 | AWG 10 | 23.00 | 12 | 4.5 |    | 0.2  | 0.5 | 20               | ● black  | 100  | 9004930000 |
| H10,0/24 ZH EB SV | 10                | AWG 8  | 24.00 | 12 | 5.8 |    | 0.2  | 0.5 | 17               | ● ivory  | 100  | 9004940000 |





- Polypropylene conical entry funnel
- Heat-resistant up to 105°C
- The entry funnel can also be manufactured from a non-flammable material on request

For conductors of 2 x 0.5-2 x 16 mm<sup>2</sup> (2 x AWG 20-2 x AWG6)

Material E-Cu, electro-galvanised

Dimensional tolerance acc. to DIN 46228 Part 4

**DIN colour code**

**Packed loose**



| Type             | Ø mm <sup>2</sup> | AWG    | L1    | L2 | D1  | D2 | S1   | S2  | Stripping length | Colour   | Qty. | Order No.  |
|------------------|-------------------|--------|-------|----|-----|----|------|-----|------------------|----------|------|------------|
| H0,5/14D ZH W    | 0.5               | AWG 20 | 14.00 | 8  | 1.4 |    | 0.15 | 0.3 | 11               | ○ white  | 500  | 9037380000 |
| H0,5/16D ZH W    | 0.5               | AWG 20 | 16.00 | 10 | 1.4 |    | 0.15 | 0.3 | 13               | ○ white  | 500  | 9037390000 |
| H0,5/18D ZH W    | 0.5               | AWG 20 | 18.00 | 12 | 1.4 |    | 0.15 | 0.3 | 15               | ○ white  | 500  | 9037400000 |
| H0,75/14D ZH GR  | 0.75              | AWG 18 | 14.00 | 8  | 1.7 |    | 0.15 | 0.3 | 11               | ● grey   | 500  | 9037410000 |
| H0,75/16D ZH GR  | 0.75              | AWG 18 | 16.00 | 10 | 1.7 |    | 0.15 | 0.3 | 13               | ● grey   | 500  | 9037420000 |
| H0,75/19DS ZH GR | 0.75              | AWG 18 | 18.00 | 12 | 1.7 |    | 0.15 | 0.3 | 21               | ● grey   | 500  | 9202830000 |
| H0,75/24D ZH GR  | 0.75              | AWG 18 | 24.00 | 18 | 1.7 |    | 0.15 | 0.3 | 21               | ● grey   | 500  | 9037430000 |
| H1,0/15D ZH R    | 1                 | AWG 17 | 15.00 | 8  | 2   |    | 0.15 | 0.3 | 11               | ● red    | 500  | 9037440000 |
| H1,0/19D ZH R    | 1                 | AWG 17 | 19.00 | 12 | 2   |    | 0.15 | 0.3 | 16               | ● red    | 500  | 9037450000 |
| H1,0/22DS R ZH   | 1                 | AWG 17 | 22.00 | 14 | 2   |    | 0.15 | 0.3 | 21               | ● red    | 500  | 9036330000 |
| H1,0/25D ZH R    | 1                 | AWG 17 | 25.00 | 18 | 2   |    | 0.15 | 0.3 | 22               | ● red    | 500  | 9037460000 |
| H1,5/16D ZH SW   | 1.5               | AWG 16 | 16.00 | 8  | 2.2 |    | 0.15 | 0.3 | 11               | ● black  | 500  | 9037470000 |
| H1,5/20D ZH SW   | 1.5               | AWG 16 | 20.00 | 12 | 2.2 |    | 0.15 | 0.3 | 15               | ● black  | 500  | 9037480000 |
| H1,5/26D ZH SW   | 1.5               | AWG 16 | 26.00 | 18 | 2.2 |    | 0.15 | 0.3 | 21               | ● black  | 100  | 9037490000 |
| H2,5/19D ZH BL   | 2.5               | AWG 14 | 19.00 | 10 | 2.8 |    | 0.15 | 0.4 | 13               | ● blue   | 500  | 9037500000 |
| H2,5/21D ZH BL   | 2.5               | AWG 14 | 21.00 | 12 | 2.8 |    | 0.15 | 0.4 | 15               | ● blue   | 100  | 9037510000 |
| H2,5/27D ZH BL   | 2.5               | AWG 14 | 27.00 | 18 | 2.8 |    | 0.15 | 0.4 | 21               | ● blue   | 100  | 9037520000 |
| H4,0/22D ZH GR   | 4                 | AWG 12 | 22.00 | 12 | 3.5 |    | 0.2  | 0.5 | 15               | ● grey   | 100  | 9037530000 |
| H4,0/28D ZH GR   | 4                 | AWG 12 | 28.00 | 18 | 3.5 |    | 0.2  | 0.5 | 21               | ● grey   | 100  | 9037540000 |
| H6,0/23D ZH GE   | 6                 | AWG 10 | 23.00 | 12 | 4.5 |    | 0.2  | 0.5 | 20               | ● yellow | 100  | 9037550000 |
| H6,0/29D ZH GE   | 6                 | AWG 10 | 29.00 | 18 | 4.5 |    | 0.2  | 0.5 | 24               | ● yellow | 100  | 9037560000 |
| H10,0/24D ZH R   | 10                | AWG 8  | 24.00 | 12 | 5.8 |    | 0.2  | 0.5 | 17               | ● red    | 100  | 9037570000 |
| H10,0/24DS ZH R  | 10                | AWG 8  | 24.00 | 12 | 6.5 |    | 0.2  | 0.5 | 17               | ● red    | 100  | 9018880000 |
| H10,0/30D ZH R   | 10                | AWG 8  | 30.00 | 18 | 5.8 |    | 0.2  | 0.5 | 23               | ● red    | 100  | 9037580000 |
| H10/30DS ZH R    | 10                | AWG 8  | 30.00 | 18 | 6.5 |    | 0.2  | 0.5 | 23               | ● red    | 100  | 9018890000 |
| H16,0/29D ZH BL  | 16                | AWG 6  | 29.00 | 16 | 8.3 |    | 0.3  | 0.6 | 20               | ● blue   | 50   | 9037590000 |
| H16,0/38D ZH BL  | 16                | AWG 6  | 38.00 | 25 | 8.3 |    | 0.3  | 0.6 | 29               | ● blue   | 50   | 9037600000 |

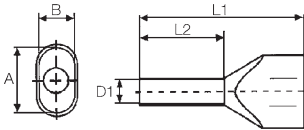
**DIN colour code**

**In multi-pack bag**



| Type               | Ø mm <sup>2</sup> | AWG    | L1    | L2 | D1  | D2 | S1   | S2  | Stripping length | Colour   | Qty. | Order No.  |
|--------------------|-------------------|--------|-------|----|-----|----|------|-----|------------------|----------|------|------------|
| H0,5/14D ZH W SV   | 0.5               | AWG 20 | 14.00 | 8  | 1.4 |    | 0.15 | 0.3 | 11               | ○ white  | 500  | 9004780000 |
| H0,75/14D ZH GR SV | 0.75              | AWG 18 | 14.00 | 8  | 1.7 |    | 0.15 | 0.3 | 11               | ● grey   | 500  | 9018520000 |
| H0,75/16D ZH GR SV | 0.75              | AWG 18 | 16.00 | 10 | 1.7 |    | 0.15 | 0.3 | 13               | ● grey   | 500  | 9004770000 |
| H1,0/15D ZH R SV   | 1                 | AWG 17 | 15.00 | 8  | 2.2 |    | 0.15 | 0.3 | 12               | ● red    | 500  | 9018540000 |
| H1,0/19D ZH R SV   | 1                 | AWG 17 | 19.00 | 12 | 2   |    | 0.15 | 0.3 | 16               | ● red    | 500  | 9004760000 |
| H1,5/16D ZH SW SV  | 1.5               | AWG 16 | 16.00 | 8  | 2.2 |    | 0.15 | 0.3 | 11               | ● black  | 500  | 9004420000 |
| H1,5/20D SW ZH SV  | 1.5               | AWG 16 | 20.00 | 12 | 2.2 |    | 0.15 | 0.3 | 15               | ● black  | 500  | 9004750000 |
| H2,5/19D ZH BL SV  | 2.5               | AWG 14 | 19.00 | 10 | 2.8 |    | 0.15 | 0.4 | 13               | ● blue   | 250  | 9004430000 |
| H2,5/21D ZH BL SV  | 2.5               | AWG 14 | 21.00 | 12 | 2.8 |    | 0.15 | 0.4 | 15               | ● blue   | 250  | 9004740000 |
| H4/22D ZH GR SV    | 4                 | AWG 12 | 22.00 | 12 | 3.5 |    | 0.2  | 0.5 | 15               | ● grey   | 100  | 9004730000 |
| H6,0/23D ZH GE SV  | 6                 | AWG 10 | 23.00 | 12 | 4.5 |    | 0.2  | 0.5 | 20               | ● yellow | 100  | 9004720000 |
| H10,0/26D R ZH SV  | 10                | AWG 8  | 26.00 | 12 | 5.8 |    | 0.2  | 0.5 | 17               | ● red    | 100  | 9004710000 |

## Twin wire-end ferrules with plastic collars



- Polypropylene conical entry funnel
- Heat-resistant up to 105°C
- The entry funnel can also be manufactured from a non-flammable material on request

For conductors of 2 x 0.5-2 x 16 mm<sup>2</sup> (2 x AWG 20-2 x AWG6)

Material E-Cu, electro-galvanised

Dimensional tolerance acc. to DIN 46228 Part 4

## Other colour code

## Packed loose



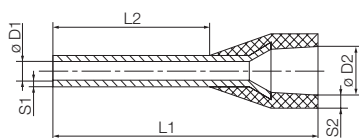
| Type              | Ø mm <sup>2</sup> | AWG    | L1    | L2 | D1  | D2 | S1   | S2  | Stripping length | Colour       | Qty. | Order No.  |
|-------------------|-------------------|--------|-------|----|-----|----|------|-----|------------------|--------------|------|------------|
| H0,5/14 ZH OR     | 0.5               | AWG 20 | 14.00 | 8  | 1.4 |    | 0.15 | 0.3 | 11               | ● orange     | 500  | 9037200000 |
| H0,5/16 ZH OR     | 0.5               | AWG 20 | 16.00 | 10 | 1.4 |    | 0.15 | 0.3 | 13               | ● orange     | 500  | 9037210000 |
| H0,5/18 ZH OR     | 0.5               | AWG 20 | 18.00 | 12 | 1.4 |    | 0.15 | 0.3 | 15               | ● orange     | 500  | 9037220000 |
| H0,75/14T ZH HBL  | 0.75              | AWG 18 | 14.00 | 8  | 1.7 |    | 0.15 | 0.3 | 11               | ● Light Blue | 500  | 9037610000 |
| H0,75/16T ZH HBL  | 0.75              | AWG 18 | 16.00 | 10 | 1.7 |    | 0.15 | 0.3 | 13               | ● Light Blue | 500  | 9037620000 |
| H0,75/19TS ZH HBL | 0.75              | AWG 18 | 18.00 | 12 | 1.7 |    | 0.15 | 0.3 | 21               | ● Light Blue | 500  | 9202840000 |
| H0,75/24T ZH HBL  | 0.75              | AWG 18 | 24.00 | 18 | 1.7 |    | 0.15 | 0.3 | 21               | ● Light Blue | 500  | 9037630000 |
| H1,0/15D ZH R     | 1                 | AWG 17 | 15.00 | 8  | 2   |    | 0.15 | 0.3 | 11               | ● red        | 500  | 9037440000 |
| H1,0/19D ZH R     | 1                 | AWG 17 | 19.00 | 12 | 2   |    | 0.15 | 0.3 | 16               | ● red        | 500  | 9037450000 |
| H1,0/25D ZH R     | 1                 | AWG 17 | 25.00 | 18 | 2   |    | 0.15 | 0.3 | 22               | ● red        | 500  | 9037460000 |
| H1,5/16D ZH SW    | 1.5               | AWG 16 | 16.00 | 8  | 2.2 |    | 0.15 | 0.3 | 11               | ● black      | 500  | 9037470000 |
| H1,5/20D ZH SW    | 1.5               | AWG 16 | 20.00 | 12 | 2.2 |    | 0.15 | 0.3 | 15               | ● black      | 500  | 9037480000 |
| H1,5/26D ZH SW    | 1.5               | AWG 16 | 26.00 | 18 | 2.2 |    | 0.15 | 0.3 | 21               | ● black      | 100  | 9037490000 |
| H2,5/19T ZH GR    | 2.5               | AWG 14 | 19.00 | 10 | 2.8 |    | 0.15 | 0.4 | 13               | ● grey       | 500  | 9037640000 |
| H2,5/21T ZH GR    | 2.5               | AWG 14 | 21.00 | 12 | 2.8 |    | 0.15 | 0.4 | 15               | ● grey       | 100  | 9037650000 |
| H2,5/27T ZH GR    | 2.5               | AWG 14 | 27.00 | 18 | 2.8 |    | 0.15 | 0.4 | 21               | ● grey       | 100  | 9037660000 |
| H4,0/22T ZH OR    | 4                 | AWG 12 | 22.00 | 12 | 3.5 |    | 0.2  | 0.5 | 15               | ● orange     | 100  | 9037670000 |
| H4,0/28T ZH OR    | 4                 | AWG 12 | 28.00 | 18 | 3.5 |    | 0.2  | 0.5 | 21               | ● orange     | 100  | 9037680000 |
| H6,0/23T ZH GN    | 6                 | AWG 10 | 23.00 | 12 | 4.5 |    | 0.2  | 0.5 | 20               | ● green      | 100  | 9037690000 |
| H6,0/29T ZH GN    | 6                 | AWG 10 | 29.00 | 18 | 4.5 |    | 0.2  | 0.5 | 24               | ● green      | 100  | 9037700000 |
| H10,0/24T ZH BR   | 10                | AWG 8  | 24.00 | 12 | 5.8 |    | 0.2  | 0.5 | 17               | ● brown      | 100  | 9037710000 |
| H10,0/30T ZH BR   | 10                | AWG 8  | 30.00 | 18 | 5.8 |    | 0.2  | 0.5 | 23               | ● brown      | 100  | 9037720000 |
| H16,0/29T ZH W    | 16                | AWG 6  | 29.00 | 16 | 8.3 |    | 0.3  | 0.6 | 20               | ○ white      | 50   | 9037730000 |
| H16,0/38T ZH W    | 16                | AWG 6  | 38.00 | 25 | 8.3 |    | 0.3  | 0.6 | 29               | ○ white      | 50   | 9037740000 |

## Other colour code

## In multi-pack bag



| Type                | Ø mm <sup>2</sup> | AWG    | L1    | L2 | D1  | D2 | S1   | S2  | Stripping length | Colour       | Qty. | Order No.  |
|---------------------|-------------------|--------|-------|----|-----|----|------|-----|------------------|--------------|------|------------|
| H0,75/15T ZH BL SV  | 0.75              | AWG 18 | 15.00 | 8  | 1.7 |    | 0.15 | 0.3 | 11               | ● Light Blue | 500  | 9018570000 |
| H0,75/16T ZH HBL SV | 0.75              | AWG 18 | 16.00 | 10 | 1.7 |    | 0.15 | 0.3 | 13               | ● Light Blue | 500  | 9005140000 |
| H1,0/15D ZH R SV    | 1                 | AWG 17 | 15.00 | 8  | 2.2 |    | 0.15 | 0.3 | 12               | ● red        | 500  | 9018540000 |
| H1,0/19D ZH R SV    | 1                 | AWG 17 | 19.00 | 12 | 2   |    | 0.15 | 0.3 | 16               | ● red        | 500  | 9004760000 |
| H1,5/16D ZH SW SV   | 1.5               | AWG 16 | 16.00 | 8  | 2.2 |    | 0.15 | 0.3 | 11               | ● black      | 500  | 9004420000 |
| H1,5/20D SW ZH SV   | 1.5               | AWG 16 | 20.00 | 12 | 2.2 |    | 0.15 | 0.3 | 15               | ● black      | 500  | 9004750000 |
| H2,5/19T ZH GR SV   | 2.5               | AWG 14 | 19.00 | 10 | 2.8 |    | 0.15 | 0.4 | 13               | ● grey       | 250  | 9018580000 |
| H2,5/21 ZH GR SV    | 2.5               | AWG 14 | 21.00 | 12 | 2.8 |    | 0.15 | 0.4 | 15               | ● grey       | 250  | 9005150000 |
| H4,0/22T ZH OR SV   | 4                 | AWG 12 | 2.00  | 12 | 3.5 |    | 0.2  | 0.5 | 15               | ● orange     | 100  | 9018590000 |
| H6,0/23T ZH GN SV   | 6                 | AWG 10 | 23.00 | 12 | 4.5 |    | 0.2  | 0.5 | 20               | ● green      | 100  | 9005160000 |
| H10,0/26T ZH BR SV  | 10                | AWG 8  | 26.00 | 12 | 5.8 |    | 0.2  | 0.5 | 17               | ● brown      | 100  | 9005170000 |



- Polypropylene conical entry funnel
- Heat-resistant up to 105 °C
- The entry funnel can also be manufactured from a non-flammable material on request

For conductors from 1.5-16 mm<sup>2</sup> (AWG 16-6)  
 Material E-Cu, electro-galvanised  
 Dimensional tolerance acc. to DIN 46228 Part 4

**Weidmüller colour code**

**Packed loose**



| Type          | Ø mm <sup>2</sup> | AWG    | L1    | L2   | D1  | D2  | S1   | S2  | Stripping length | Colour  | Qty. | Order No.  |
|---------------|-------------------|--------|-------|------|-----|-----|------|-----|------------------|---------|------|------------|
| H1,5/24 XS SW | 1.5               | AWG 16 | 24.00 | 14.5 | 1.8 | 6.8 | 0.15 | 0.3 | 13               | ● black | 100  | 9202870000 |
| H2,5/24 XS BL | 2.5               | AWG 14 | 24.00 | 14.5 | 2.3 | 7.6 | 0.15 | 0.3 | 20               | ● blue  | 100  | 9202880000 |

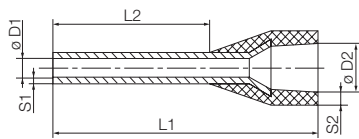
**Weidmüller colour code**

**In multi-pack bag**



| Type              | Ø mm <sup>2</sup> | AWG    | L1    | L2 | D1  | D2   | S1   | S2  | Stripping length | Colour   | Qty. | Order No.  |
|-------------------|-------------------|--------|-------|----|-----|------|------|-----|------------------|----------|------|------------|
| H1,5/17,5X SW SV  | 1.5               | AWG 16 | 17.50 | 8  | 1.8 | 6.8  | 0.15 | 0.3 | 13               | ● black  | 100  | 9006590000 |
| H1,5/19,5X SW SV  | 1.5               | AWG 16 | 19.50 | 10 | 1.8 | 6.8  | 0.15 | 0.3 | 15               | ● black  | 100  | 9006630000 |
| H2,5/17,5X BL SV  | 2.5               | AWG 14 | 17.50 | 8  | 2.3 | 7.6  | 0.15 | 0.3 | 14               | ● blue   | 100  | 9006670000 |
| H2,5/21,5X BL SV  | 2.5               | AWG 14 | 21.50 | 12 | 2.3 | 7.6  | 0.15 | 0.3 | 17               | ● blue   | 100  | 9006710000 |
| H4,0/19,5X GR SV  | 4                 | AWG 12 | 19.50 | 10 | 2.9 | 7.8  | 0.2  | 0.3 | 14               | ● grey   | 100  | 9006750000 |
| H6,0/23,0X GE SV  | 6                 | AWG 10 | 23.00 | 12 | 3.6 | 8.1  | 0.2  | 0.3 | 17               | ● yellow | 100  | 9006790000 |
| H10,0/24,0X R SV  | 10                | AWG 8  | 24.00 | 12 | 4.6 | 9.6  | 0.2  | 0.3 | 17               | ● red    | 100  | 9006830000 |
| H16,0/25,5X BL SV | 16                | AWG 6  | 25.50 | 12 | 6   | 11.9 | 0.2  | 0.3 | 26               | ● blue   | 100  | 9006870000 |

## Wire-end ferrules with plastic collars, special sizes



- Polypropylene conical entry funnel
- Heat-resistant up to 105°C
- The entry funnel can also be manufactured from a non-flammable material on request

For conductors from 0.34-35 mm<sup>2</sup> Material E-Cu, electro-galvanised  
Dimensional tolerance acc. to DIN 46228 Part 4

### Special size

#### Packed loose



| Type           | Ø mm <sup>2</sup> | AWG    | L1    | L2 | D1   | D2   | S1   | S2   | Stripping length | Colour     | Qty. | Order No.  |
|----------------|-------------------|--------|-------|----|------|------|------|------|------------------|------------|------|------------|
| H0,34/11 S TK  | 0.34              | AWG 22 | 11.00 | 6  | 0.85 | 2.6  | 0.15 | 0.4  | 6                | Turquoise  | 500  | 9204090000 |
| H0,5/14S OR    | 0.5               | AWG 20 | 14.00 | 8  | 1    | 2.9  | 0.15 | 0.25 | 10               | orange     | 500  | 9004560000 |
| H0,5/14S W     | 0.5               | AWG 20 | 14.00 | 8  | 1    | 2.9  | 0.15 | 0.25 | 10               | white      | 500  | 9004590000 |
| H0,5/16 DS W   | 0.5               | AWG 20 | 16.00 | 10 | 1    | 2.9  | 0.15 | 0.25 | 12               | white      | 500  | 9202910000 |
| H 0,5/16 S OR  | 0.5               | AWG 20 | 16.00 | 10 | 1    | 2.9  | 0.15 | 0.25 | 12               | orange     | 500  | 9202900000 |
| H0,75/14DS GR  | 0.75              | AWG 18 | 14.00 | 8  | 1.2  | 3.4  | 0.15 | 0.25 | 10               | grey       | 500  | 9028580000 |
| H0,75/14S W    | 0.75              | AWG 18 | 14.00 | 8  | 1.2  | 3.4  | 0.15 | 0.25 | 10               | white      | 500  | 9025960000 |
| H0,75/14TS HBL | 0.75              | AWG 18 | 14.00 | 8  | 1.2  | 3.4  | 0.15 | 0.25 | 10               | Light Blue | 500  | 9018550000 |
| H 0,75/15 SW   | 0.75              | AWG 18 | 15.00 | 9  | 1.2  | 2.8  | 0.15 | 0.25 | 10               | Light Blue | 500  | 9204240000 |
| H0,75/16DS GR  | 0.75              | AWG 18 | 16.00 | 10 | 1.2  | 3.4  | 0.15 | 0.3  | 12               | grey       | 500  | 2091010000 |
| H1,0/14S GE    | 1                 | AWG 17 | 14.00 | 8  | 1.4  | 3.5  | 0.15 | 0.25 | 10               | yellow     | 500  | 9025970000 |
| H1,0/14S R     | 1                 | AWG 17 | 14.00 | 8  | 1.4  | 3.5  | 0.15 | 0.25 | 10               | red        | 500  | 9018560000 |
| H1,0/16 DS R   | 1                 | AWG 18 | 16.00 | 10 | 1.4  | 3.5  | 0.15 | 0.3  | 12               | red        | 500  | 2092480000 |
| H1,5/12S R     | 1.5               | AWG 16 | 12.00 | 6  | 1.7  | 3.9  | 0.15 | 0.25 | 8                | red        | 500  | 9025690000 |
| H1,5/14S R     | 1.5               | AWG 16 | 14.00 | 8  | 1.7  | 3.9  | 0.15 | 0.25 | 10               | red        | 500  | 9025980000 |
| H1,5/14S SW    | 1.5               | AWG 16 | 14.00 | 8  | 1.7  | 3.9  | 0.15 | 0.25 | 10               | black      | 500  | 9025240000 |
| H1,5/16 DS SW  | 1.5               | AWG 16 | 16.00 | 10 | 1.7  | 4    | 0.15 | 0.25 | 12               | black      | 500  | 2092490000 |
| H2,5/12DS BL   | 2.5               | AWG 14 | 12.00 | 6  | 2.2  | 4.2  | 0.15 | 0.25 | 8                | blue       | 500  | 9028490000 |
| H2,5/12TS GR   | 2.5               | AWG 14 | 12.00 | 6  | 2.2  | 4.2  | 0.15 | 0.25 | 8                | grey       | 500  | 9036200000 |
| H2,5/14S BL    | 2.5               | AWG 14 | 14.00 | 8  | 2.2  | 4    | 0.15 | 0.25 | 10               | blue       | 500  | 1333100000 |
| H2,5/14TS GR   | 2.5               | AWG 14 | 14.00 | 8  | 2.2  | 4    | 0.15 | 0.25 | 10               | grey       | 500  | 9426770000 |
| H2,5/16DS BL   | 2.5               | AWG 14 | 16.00 | 10 | 2.2  | 4.2  | 0.15 | 0.25 | 13               | blue       | 500  | 9036220000 |
| H 4,0/20 DS GR | 4                 | AWG 12 | 20.00 | 12 | 2.9  | 4.7  | 0.2  | 0.5  | 15               | grey       | 500  | 9203630000 |
| H 10,0/22 S EB | 10                | AWG 8  | 22.00 | 12 | 4.6  | 7.1  | 0.2  | 0.6  | 15               | Ivory      | 100  | 9203620000 |
| H10,0/28S SW   | 10                | AWG 8  | 27.50 | 18 | 4.6  | 7.4  | 0.2  | 0.3  | 21               | black      | 100  | 1462590000 |
| H35,0/30 DS RT | 35                | AWG 2  | 30.00 | 16 | 8.3  | 12.7 | 0.2  | 0.4  | 19               | red        | 50   | 1418020000 |
| H35,0/30 S BE  | 35                | AWG 2  | 30.00 | 16 | 8.3  | 12.7 | 0.2  | 0.4  | 19               | beige      | 50   | 1418030000 |
| H35,0/32 DS RT | 35                | AWG 2  | 32.00 | 18 | 8.3  | 12.7 | 0.2  | 0.4  | 21               | red        | 50   | 1418330000 |
| H35,0/32 S BE  | 35                | AWG 2  | 32.00 | 18 | 8.3  | 12.7 | 0.2  | 0.4  | 21               | beige      | 50   | 1418340000 |

### Special size

#### In multi-pack bag



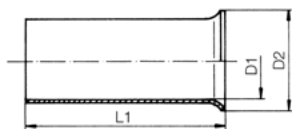
| Type            | Ø mm <sup>2</sup> | AWG    | L1    | L2 | D1  | D2  | S1   | S2   | Stripping length | Colour | Qty. | Order No.  |
|-----------------|-------------------|--------|-------|----|-----|-----|------|------|------------------|--------|------|------------|
| H0,75/14S W SV  | 0.75              | AWG 18 | 14.00 | 8  | 1.2 | 3.4 | 0.15 | 0.25 | 10               | white  | 500  | 9025700000 |
| H1,0/14S GE SV  | 1                 | AWG 17 | 14.00 | 8  | 1.4 | 3.5 | 0.15 | 0.25 | 10               | yellow | 500  | 9025710000 |
| H1,5/14DS SW SV | 1.5               | AWG 16 | 14.00 | 8  | 1.7 | 3.9 | 0.15 | 0.25 | 10               | black  | 500  | 9028360000 |
| H1,5/14S R SV   | 1.5               | AWG 16 | 14.00 | 8  | 1.7 | 3.9 | 0.15 | 0.25 | 10               | red    | 500  | 9025720000 |
| H2,5/14S BL SV  | 2.5               | AWG 14 | 14.00 | 8  | 2.2 | 4.2 | 0.15 | 0.25 | 10               | blue   | 500  | 9046230000 |

### Special size

#### Reel of linked wire-end ferrules



| Type                  | Ø mm <sup>2</sup> | AWG    | L1    | L2 | D1  | D2  | S1   | S2   | Stripping length | Colour     | Qty. | Order No.  |
|-----------------------|-------------------|--------|-------|----|-----|-----|------|------|------------------|------------|------|------------|
| H0,5/14DS W GSP       | 0.5               | AWG 20 | 14.00 | 8  | 1   | 2.9 | 0.15 | 0.25 |                  | white      | 4000 | 2528590000 |
| H0,5/16DS W BD GSP    | 0.5               | AWG 20 | 16.00 | 10 | 1   | 2.9 | 0.15 | 0.25 |                  | white      | 4000 | 2604630000 |
| H0,5/14S OR GSP       | 0.5               | AWG 20 | 14.00 | 8  | 1   | 2.9 | 0.15 | 0.25 |                  | orange     | 4000 | 2528550000 |
| H0,5/16S OR BD GSP    | 0.5               | AWG 20 | 16.00 | 10 | 1   | 2.9 | 0.15 | 0.25 |                  | orange     | 4000 | 2604620000 |
| H0,75/14DS GR GSP     | 0.75              | AWG 18 | 14.00 | 8  | 1.2 | 3.4 | 0.15 | 0.25 |                  | grey       | 4000 | 2528600000 |
| H0,75/16DS GR BD GSP  | 0.75              | AWG 18 | 16.00 | 10 | 1.2 | 3.4 | 0.15 | 0.25 |                  | grey       | 4000 | 2604650000 |
| H0,75/14S W GSP       | 0.75              | AWG 18 | 14.00 | 8  | 1.2 | 3.4 | 0.15 | 0.25 |                  | white      | 4000 | 2528560000 |
| H0,75/16S W BD GSP    | 0.75              | AWG 18 | 16.00 | 10 | 1.2 | 3.4 | 0.15 | 0.25 |                  | white      | 4000 | 2604640000 |
| H0,75/14TS HB GSP     | 0.75              | AWG 18 | 14.00 | 8  | 1.2 | 3.4 | 0.15 | 0.25 |                  | Light Blue | 4000 | 2528630000 |
| H0,75/16TS HBL BD GSP | 0.75              | AWG 18 | 16.00 | 10 | 1.2 | 3.4 | 0.15 | 0.25 |                  | Light Blue | 4000 | 2604660000 |
| H1,0/14DS R GSP       | 1                 | AWG 18 | 14.00 | 8  | 1.4 | 3.5 | 0.15 | 0.25 |                  | red        | 4000 | 2528610000 |
| H1,0/16DS R BD GSP    | 1                 | AWG 18 | 16.00 | 10 | 1.4 | 3.5 | 0.15 | 0.25 |                  | red        | 4000 | 2604690000 |
| H1,0/14S GE GSP       | 1                 | AWG 18 | 14.00 | 8  | 1.4 | 3.5 | 0.15 | 0.25 |                  | yellow     | 4000 | 2528570000 |
| H1,0/16S GE BD GSP    | 1                 | AWG 18 | 16.00 | 10 | 1.4 | 3.5 | 0.15 | 0.25 |                  | yellow     | 4000 | 2604680000 |
| H1,5/14DS SW GSP      | 1.5               | AWG 16 | 14.00 | 8  | 1.7 | 4   | 0.15 | 0.25 |                  | black      | 4000 | 2528620000 |
| H1,5/16DS SW BD GSP   | 1.5               | AWG 16 | 16.00 | 10 | 1.7 | 4   | 0.15 | 0.25 |                  | black      | 4000 | 2604710000 |
| H1,5/14S R GSP        | 1.5               | AWG 16 | 14.00 | 8  | 1.7 | 4   | 0.15 | 0.25 |                  | red        | 4000 | 2528580000 |
| H1,5/16S R BD GSP     | 1.5               | AWG 16 | 16.00 | 10 | 1.7 | 4   | 0.15 | 0.25 |                  | red        | 4000 | 2604700000 |



For conductors 0.25-150 mm<sup>2</sup> (AWG 24-300MCM)  
 Material: tin-plated copper  
 Dimensional tolerances to DIN 46228 part 1

Without plastic collar

Packed loose



| Type      | Ø mm <sup>2</sup> | AWG         | L1    | L2 | D1   | D2  | S1 | S2 | Stripping length | Qty. | Order No.  |
|-----------|-------------------|-------------|-------|----|------|-----|----|----|------------------|------|------------|
| H0,25/5   | 0.25              | AWG 24      | 5.00  |    | 0.8  | 1.6 |    |    | 5                | 1000 | 9018910000 |
| H0,34/5   | 0.34              | AWG 22      | 5.00  |    | 0.85 | 1.8 |    |    | 8                | 1000 | 1475640000 |
| H0,5/6    | 0.5               | AWG 20      | 6.00  |    | 1    | 2.1 |    |    | 6                | 1000 | 0282600000 |
| H0,5/10   | 0.5               | AWG 20      | 10.00 |    | 1    | 2.1 |    |    | 10               | 1000 | 9004050000 |
| H0,75/6   | 0.75              | AWG 18      | 6.00  |    | 1.2  | 2.3 |    |    | 6                | 1000 | 0282700000 |
| H0,75/10  | 0.75              | AWG 18      | 10.00 |    | 1.2  | 2.3 |    |    | 10               | 1000 | 0542500000 |
| H1,0/6    | 1                 | AWG 17      | 6.00  |    | 1.4  | 2.5 |    |    | 6                | 1000 | 0372600000 |
| H1,0/10   | 1                 | AWG 17      | 10.00 |    | 1.4  | 2.5 |    |    | 10               | 1000 | 0282800000 |
| H1,5/7    | 1.5               | AWG 16      | 7.00  |    | 1.7  | 2.8 |    |    | 7                | 1000 | 0372700000 |
| H1,5/10   | 1.5               | AWG 16      | 10.00 |    | 1.7  | 2.8 |    |    | 10               | 1000 | 0186500000 |
| H1,5/12   | 1.5               | AWG 16      | 12.00 |    | 1.7  | 2.8 |    |    | 12               | 1000 | 9004060000 |
| H1,5/18   | 1.5               | AWG 16      | 18.00 |    | 1.7  | 2.8 |    |    | 18               | 1000 | 9004070000 |
| H2,5/7    | 2.5               | AWG 14      | 7.00  |    | 2.2  | 3.4 |    |    | 7                | 1000 | 0373000000 |
| H2,5/10   | 2.5               | AWG 14      | 10.00 |    | 2.2  | 3.4 |    |    | 10               | 1000 | 9004080000 |
| H2,5/12   | 2.5               | AWG 14      | 12.00 |    | 2.2  | 3.4 |    |    | 12               | 1000 | 0186100000 |
| H2,5/18   | 2.5               | AWG 14      | 18.00 |    | 2.2  | 3.4 |    |    | 18               | 1000 | 9004090000 |
| H4,0/9    | 4                 | AWG 12      | 9.00  |    | 2.8  | 4   |    |    | 9                | 500  | 0373100000 |
| H4,0/12   | 4                 | AWG 12      | 12.00 |    | 2.8  | 4   |    |    | 12               | 1000 | 0244100000 |
| H4,0/15   | 4                 | AWG 12      | 15.00 |    | 2.8  | 4   |    |    | 15               | 500  | 9004100000 |
| H4,0/18   | 4                 | AWG 12      | 18.00 |    | 2.8  | 4   |    |    | 18               | 500  | 9004110000 |
| H6,0/10   | 6                 | AWG 10      | 10.00 |    | 3.5  | 4.7 |    |    | 10               | 500  | 9004120000 |
| H6,0/12   | 6                 | AWG 10      | 12.00 |    | 3.5  | 4.7 |    |    | 12               | 500  | 0191900000 |
| H6,0/15   | 6                 | AWG 10      | 15.00 |    | 3.5  | 4.7 |    |    | 15               | 500  | 0124700000 |
| H6,0/18   | 6                 | AWG 10      | 18.00 |    | 3.5  | 4.7 |    |    | 18               | 500  | 9004130000 |
| H10,0/12  | 10                | AWG 8       | 12.00 |    | 4.5  | 5.8 |    |    | 12               | 500  | 0282900000 |
| H10,0/15  | 10                | AWG 8       | 15.00 |    | 4.5  | 5.8 |    |    | 15               | 500  | 0124800000 |
| H10,0/18  | 10                | AWG 8       | 18.00 |    | 4.5  | 5.8 |    |    | 18               | 500  | 0379300000 |
| H16,0/12  | 16                | AWG 6       | 12.00 |    | 5.8  | 7.5 |    |    | 12               | 500  | 0492500000 |
| H16,0/15  | 16                | AWG 6       | 15.00 |    | 5.8  | 7.5 |    |    | 15               | 500  | 0124300000 |
| H16,0/18  | 16                | AWG 6       | 18.00 |    | 5.8  | 7.5 |    |    | 18               | 100  | 0375200000 |
| H16,0/25  | 16                | AWG 6       | 25.00 |    | 5.8  | 7.5 |    |    | 25               | 100  | 9004150000 |
| H16,0/32  | 16                | AWG 6       | 32.00 |    | 5.8  | 7.5 |    |    | 32               | 100  | 9004160000 |
| H25,0/15  | 25                | AWG 3       | 15.00 |    | 7.3  | 9.5 |    |    | 15               | 250  | 0124400000 |
| H25,0/18  | 25                | AWG 3       | 18.00 |    | 7.3  | 9.5 |    |    | 18               | 100  | 0375300000 |
| H25,0/25  | 25                | AWG 3       | 25.00 |    | 7.3  | 9.5 |    |    | 25               | 250  | 9004170000 |
| H25,0/32  | 25                | AWG 3       | 32.00 |    | 7.3  | 9.5 |    |    | 32               | 100  | 9004180000 |
| H35,0/18  | 35                | AWG 2       | 18.00 |    | 8.3  | 11  |    |    | 18               | 100  | 0368900000 |
| H35,0/25  | 35                | AWG 2       | 25.00 |    | 8.3  | 11  |    |    | 25               | 100  | 9004190000 |
| H35,0/30S | 35                | AWG 2       | 30.00 |    | 8.3  | 11  |    |    | 30               | 100  | 9451000000 |
| H35,0/32  | 35                | AWG 2       | 32.00 |    | 8.3  | 11  |    |    | 32               | 100  | 9004200000 |
| H50,0/18  | 50                | AWG 1       | 18.00 |    | 10.3 | 13  |    |    | 18               | 100  | 9004210000 |
| H50,0/22S | 50                | AWG 1       | 22.00 |    | 10.3 | 13  |    |    | 22               | 100  | 9025880000 |
| H50,0/32  | 50                | AWG 1       | 32.00 |    | 10.3 | 13  |    |    | 32               | 100  | 9004220000 |
| H70,0/25  | 70                | AWG 2/0     | 25.00 |    | 12.5 | 15  |    |    | 25               | 50   | 9004230000 |
| H70,0/32  | 70                | AWG 2/0     | 32.00 |    | 12.5 | 15  |    |    | 32               | 50   | 9004240000 |
| H95,0/25  | 95                | AWG 3/0     | 25.00 |    | 14.5 | 17  |    |    | 25               | 50   | 9004250000 |
| H95,0/32  | 95                | AWG 3/0     | 32.00 |    | 14.5 | 17  |    |    | 32               | 50   | 9004260000 |
| H120,0/32 | 120               | AWG 4/0     | 32.00 |    | 16.5 | 19  |    |    | 32               | 25   | 9036240000 |
| H150,0/32 | 150               | AWG 300 MCM | 32.00 |    | 18.5 | 21  |    |    | 32               | 25   | 9036250000 |

The products H70.0/25, H70.0/32, H95.0/25, H95.0/32, H120.0/32 and H150.0/32 are not UL tested

Assortment of wire-end ferrules

0.14...0.75 mm<sup>2</sup>



Box filled with wire-end ferrules with plastic collar:

- in Weidmüller colour code

0.5...2.5 mm<sup>2</sup>



Box filled with wire-end ferrules with plastic collar:

- in Weidmüller colour code
- DIN colour code

ZH 0.5...2.5 mm<sup>2</sup>



Box filled with twin wire-end ferrules with plastic collars:

- in Weidmüller colour code

Assembly

| Type           |                  | Piece |
|----------------|------------------|-------|
| H0,14/10 GR SV | Wire-end ferrule | 500   |
| H0,25/10 HBL   | Wire-end ferrule | 500   |
| H0,34/10 TK    | Wire-end ferrule | 500   |
| H0,5/14 OR     | Wire-end ferrule | 500   |
| H0,75/14 W     | Wire-end ferrule | 500   |

Assembly

| Type         |                  | Piece |
|--------------|------------------|-------|
| H1,0/14 GE   | Wire-end ferrule | 500   |
| H1,5/14 R    | Wire-end ferrule | 500   |
| H0,5/14D W   | Wire-end ferrule | 500   |
| H0,75/14D GR | Wire-end ferrule | 500   |
| H2,5/15D BL  | Wire-end ferrule | 500   |

Assembly

| Type           |                  | Piece |
|----------------|------------------|-------|
| H0,5/14 ZH OR  | Wire-end ferrule | 500   |
| H0,75/14 ZH W  | Wire-end ferrule | 500   |
| H1,0/15 ZH GE  | Wire-end ferrule | 500   |
| H1,5/16 ZH R   | Wire-end ferrule | 500   |
| H2,5/19D ZH BL | Wire-end ferrule | 500   |

Technical data

|                   |               |
|-------------------|---------------|
| Diameter / Height | 92 mm / 25 mm |
| Weight            | 93 g          |

Technical data

|                   |               |
|-------------------|---------------|
| Diameter / Height | 92 mm / 40 mm |
| Weight            | 93 g          |

Technical data

|                   |               |
|-------------------|---------------|
| Diameter / Height | 92 mm / 40 mm |
| Weight            | 93 g          |

Ordering data

| Colour code | Type               | Order No.  |
|-------------|--------------------|------------|
| Weidmüller  | H-BOX 0,14-0,75QMM | 9025410000 |

Ordering data


| Colour code   | Type                 | Order No.  |
|---------------|----------------------|------------|
| Weidmüller    | H-BOX 0,5-2,5QMM     | 9025900000 |
| DIN           | H-BOX 0,5-2,5QMM DIN | 9025430000 |
| Miscellaneous | H-BOX 0,5-2,5QMM T   | 9023090000 |

Ordering data

| Colour code | Type              | Order No.  |
|-------------|-------------------|------------|
| Weidmüller  | ZH-BOX 0,5-2,5QMM | 9025390000 |

4.0...16 mm<sup>2</sup>

Empty box



Box filled with wire-end ferrules with plastic collars:

- in Weidmüller colour code
- DIN colour code

Empty box for wire-end ferrules with

- 4 dividers
- 5 dividers
- 5 coloured inserts

Assembly

| Type        |                  | Piece |
|-------------|------------------|-------|
| H6,0/20 SW  | Wire-end ferrule | 100   |
| H10,0/22 EB | Wire-end ferrule | 100   |
| H16,0/22 GN | Wire-end ferrule | 100   |
| H4/17 GRAU  | Wire-end ferrule | 500   |

Technical data

|                   |               |
|-------------------|---------------|
| Diameter / Height | 92 mm / 40 mm |
| Weight            | 93 g          |

Ordering data

| Colour code | Type                  | Order No.  |
|-------------|-----------------------|------------|
| Weidmüller  | H-BOX 4,0-16,0QMM     | 9025920000 |
| DIN         | H-BOX 4,0-16,0QMM DIN | 9025400000 |

Technical data

|                   |               |
|-------------------|---------------|
| Diameter / Height | 92 mm / 40 mm |
| Weight            | 43 g          |

Ordering data

| Colour code | Type                   | Order No.  |
|-------------|------------------------|------------|
| Empty box   | H-LEERBOX 4 TRENNSTEGE | 9025420000 |
| Empty box   | H-LEERBOX 5 EINSAETZE  | 9025940000 |
| Empty box   | H-LEERBOX 5 TRENNSTEGE | 9025680000 |

# Insulated connectors

## Temperature resistance

|   |   |
|---|---|
| Copper-cable lugs and -connectors without insulation  | up to max. 120°C<br>(according to DIN 46 234) |
| Copper-cable lugs and -connectors with pa-insulation  | -55 °C to +120 °C                             |
| Copper-cable lugs and -connectors with PC-insulation  | -40 °C to +120 °C                             |
| Butt-connectors with shrink insulation                | -10 °C to +105 °C                             |
| Terminals with PVC (polyvinyl chloride) insulation    | -10 °C to +70 °C                              |
| Terminals with PC (polycarbonate=makrolon) insulation | -40 °C to +100 °C                             |
| Terminals with PA (polyamide)-insulation              | -55 °C to +100 °C                             |
| Brass terminals, tin plated, without insulation       | -55 °C to +100 °C                             |

## Colour of insulation

| cross section mm <sup>2</sup> | colour |
|-------------------------------|--------|
| 0.1 - 0.5                     | yellow |
| 0.5 - 1                       | red    |
| 1.5 - 2.5                     | blue   |
| 4 - 6                         | yellow |
| 10                            | red    |
| 16                            | blue   |
| 25                            | yellow |
| 35                            | red    |
| 50                            | blue   |
| 70                            | yellow |
| 95                            | red    |
| 120                           | blue   |
| 150                           | yellow |

## Silicone and halogen concentration of insulated connecting material

The following chart shows the concentration of silicone and halogen of insulated connection material delivered by us:

| Article description                                     | free of silicone | free of halogen |
|---|------------------|-----------------|
| Terminals, ring type                                    | yes              | yes             |
| Terminals, fork type                                    | yes              | yes             |
| Pin cable lugs  | yes              | yes             |
| Joint connector   | yes              | yes             |
| Parallel-connectors                                     | yes              | yes             |
| Joint connector heat shrink insulation                  | yes              | yes             |
| Closed end connectors                                   | yes              | yes             |
| Cable-lug sleeves and cable-lug sleeves PVC - insulated | yes              | no              |
| Cable-lug sleeves and cable-lug sleeves PC - insulated  | yes              | yes             |
| Cable-lug sleeves tin-bronze PA - insulated             | yes              | yes             |
| Cable-lug sleeves , fully insulated                     | yes              | yes             |
| Piggy back disconnectors PVC - insulated                | yes              | no              |
| Piggy back disconnectors PC - insulated                 | yes              | yes             |
| Flag female disconnectors                               | yes              | yes             |
| Round-plug sleeves PVC - insulated                      | yes              | no              |
| Circular plug PVC - insulated                           | yes              | no              |
| Circular plug PC - insulated                            | yes              | yes             |
| Round-plug sleeves and circular plug, fully insulated   | yes              | yes             |



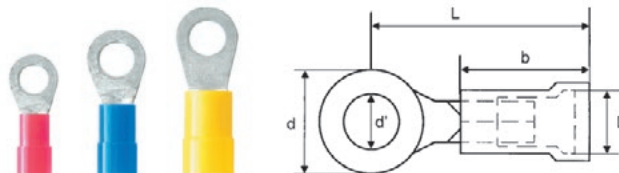




Conical entry



Without conical entry

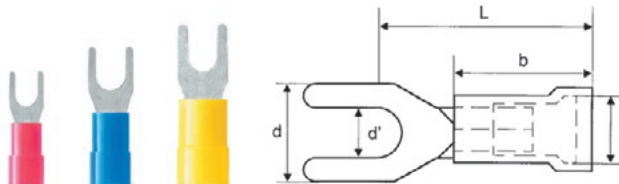


Ring cable connector

Ordering data

| Type          | Cross-section<br>mm <sup>2</sup> | Colour | Dimensions | Dimensions in mm |      |     |       |       | Qty. | Order No. | Tool<br>recommendation |                          |
|---------------|----------------------------------|--------|------------|------------------|------|-----|-------|-------|------|-----------|------------------------|--------------------------|
|               |                                  |        |            | d'               | d    | D   | L     | b     |      |           |                        | S1*                      |
| LIR 1,5M3 V   | 0.5 - 1.5                        | ●      | M 3        | 3.2              | 5.5  | 4.0 | 16.05 | 11.3  | 0.75 | 100       | 9200070000             | HTI 15<br>CTI 6 + CTI 6G |
| LIR 1,5M3,5 V | 0.5 - 1.5                        | ●      | M 3.5      | 3.7              | 5.5  | 4.0 | 16.05 | 11.3  | 0.75 | 100       | 9200080000             |                          |
| LIR 1,5M4 V   | 0.5 - 1.5                        | ●      | M 4        | 4.3              | 8.0  | 4.0 | 18.3  | 11.3  | 0.75 | 100       | 9200090000             |                          |
| LIR 1,5M5 V   | 0.5 - 1.5                        | ●      | M 5        | 5.3              | 8.0  | 4.0 | 18.3  | 11.3  | 0.75 | 100       | 9200100000             |                          |
| LIR 1,5M6 V   | 0.5 - 1.5                        | ●      | M 6        | 6.4              | 11.6 | 4.0 | 21.0  | 11.3  | 0.75 | 100       | 9200110000             |                          |
| LIR 1,5M8 V   | 0.5 - 1.5                        | ●      | M 8        | 8.4              | 11.6 | 4.0 | 21.0  | 11.3  | 0.75 | 100       | 9200120000             |                          |
| LIR 2,5M3 V   | 1.5 - 2.5                        | ●      | M 3        | 3.2              | 6.4  | 4.5 | 15.6  | 11.3  | 0.8  | 100       | 9200150000             |                          |
| LIR 2,5M3,5 V | 1.5 - 2.5                        | ●      | M 3.5      | 3.7              | 6.4  | 4.5 | 15.6  | 11.3  | 0.8  | 100       | 9200160000             |                          |
| LIR 2,5M4 V   | 1.5 - 2.5                        | ●      | M 4        | 4.4              | 8.5  | 4.5 | 19.05 | 11.3  | 0.8  | 100       | 9200170000             |                          |
| LIR 2,5M5 V   | 1.5 - 2.5                        | ●      | M 5        | 5.3              | 8.5  | 4.5 | 19.05 | 11.3  | 0.8  | 100       | 9200180000             |                          |
| LIR 2,5M6 V   | 1.5 - 2.5                        | ●      | M 6        | 6.4              | 12.0 | 4.5 | 22.3  | 11.3  | 0.8  | 100       | 9200190000             |                          |
| LIR 2,5M8 V   | 1.5 - 2.5                        | ●      | M 8        | 8.4              | 12.0 | 4.5 | 22.3  | 11.3  | 0.8  | 100       | 9200200000             |                          |
| LIR 2,5M10 V  | 1.5 - 2.5                        | ●      | M 10       | 10.5             | 14.0 | 4.5 | 22.3  | 11.3  | 0.8  | 100       | 9200210000             |                          |
| LIR 6,0M4 V   | 4 - 6                            | ●      | M 4        | 4.3              | 9.5  | 6.4 | 22.4  | 14.15 | 1    | 100       | 9200230000             |                          |
| LIR 6M5 V     | 4 - 6                            | ●      | M 5        | 5.3              | 9.5  | 6.4 | 22.4  | 14.15 | 1    | 100       | 9200240000             |                          |
| LIR 6M6 V     | 4 - 6                            | ●      | M 6        | 6.4              | 12.0 | 6.4 | 24.65 | 14.15 | 1    | 100       | 9200250000             |                          |
| LIR 6M8 V     | 4 - 6                            | ●      | M 8        | 8.4              | 15.0 | 6.4 | 27.65 | 14.15 | 1    | 100       | 9200260000             |                          |
| LIR 6,0M10 V  | 4 - 6                            | ●      | M 10       | 10.5             | 15.0 | 6.4 | 27.65 | 14.15 | 1    | 100       | 9200270000             |                          |

S1\* = Connection density



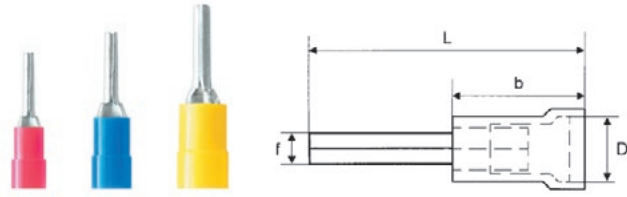
Fork-type cable connector

Ordering data

| Type          | Cross-section<br>mm <sup>2</sup> | Colour | Dimensions | Dimensions in mm |      |     |       |       | Qty. | Order No. | Tool<br>recommendation |                          |
|---------------|----------------------------------|--------|------------|------------------|------|-----|-------|-------|------|-----------|------------------------|--------------------------|
|               |                                  |        |            | d'               | d    | D   | L     | b     |      |           |                        | S1*                      |
| LIS 1,5M3 V   | 0.5 - 1.5                        | ●      | M 3        | 3.2              | 5.7  | 4.0 | 17.8  | 11.3  | 0.75 | 100       | 9200290000             | HTI 15<br>CTI 6 + CTI 6G |
| LIS 1,5M3,5 V | 0.5 - 1.5                        | ●      | M 3.5      | 3.7              | 6.4  | 4.0 | 17.8  | 11.3  | 0.75 | 100       | 9200300000             |                          |
| LIS 1,5M4 V   | 0.5 - 1.5                        | ●      | M 4        | 4.3              | 7.2  | 4.0 | 17.8  | 11.3  | 0.75 | 100       | 9200310000             |                          |
| LIS 1,5M5 V   | 0.5 - 1.5                        | ●      | M 5        | 5.3              | 8.1  | 4.0 | 17.8  | 11.3  | 0.75 | 100       | 9200320000             |                          |
| LIS 1,5M6 V   | 0.5 - 1.5                        | ●      | M 6        | 6.4              | 11.0 | 4.0 | 21.3  | 11.3  | 0.75 | 100       | 9200330000             |                          |
| LIS 2,5M3 V   | 1.5 - 2.5                        | ●      | M 3        | 3.2              | 5.7  | 4.5 | 17.8  | 11.3  | 0.8  | 100       | 9200350000             |                          |
| LIS 2,5M3,5 V | 1.5 - 2.5                        | ●      | M 3.5      | 3.7              | 6.4  | 4.5 | 17.8  | 11.3  | 0.8  | 100       | 9200360000             |                          |
| LIS 2,5M4 V   | 1.5 - 2.5                        | ●      | M 4        | 4.3              | 7.2  | 4.5 | 17.8  | 11.3  | 0.8  | 100       | 9200370000             |                          |
| LIS 2,5M5 V   | 1.5 - 2.5                        | ●      | M 5        | 5.3              | 8.1  | 4.5 | 17.8  | 11.3  | 0.8  | 100       | 9200380000             |                          |
| LIS 2,5M6 V   | 1.5 - 2.5                        | ●      | M 6        | 6.4              | 11.0 | 4.5 | 21.3  | 11.3  | 0.8  | 100       | 9200390000             |                          |
| LIS 6,0M4 V   | 4 - 6                            | ●      | M 4        | 4.3              | 9.0  | 6.4 | 21.35 | 14.15 | 1    | 100       | 9200410000             |                          |
| LIS 6,0M5 V   | 4 - 6                            | ●      | M 5        | 5.3              | 9.0  | 6.4 | 21.35 | 14.15 | 1    | 100       | 9200420000             |                          |
| LIS 6,0M6 V   | 4 - 6                            | ●      | M 6        | 6.4              | 12.0 | 6.4 | 25.15 | 14.15 | 1    | 100       | 9200430000             |                          |
| LIS 6,0M8 V   | 4 - 6                            | ●      | M 8        | 8.4              | 14   | 6.5 | 34    | 13.15 | 1    | 100       | 9200440000             |                          |
| LIS 6,0M10 V  | 4 - 6                            | ●      | M 10       | 10.5             | 18   | 6.5 | 34.7  | 13.15 | 1    | 100       | 9200450000             |                          |

S1\* = Connection density

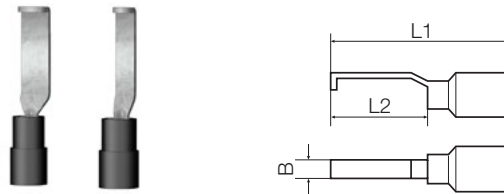
**Insulated cable connectors. PVC. with conical cable entry**



**Pin-type cable connector**

**Ordering data**

| Type          | Cross-section<br>mm <sup>2</sup> | Colour | Dimensions | Dimensions in mm |       |      |     |     | Qty.       | Order No. | Tool recommendation |        |
|---------------|----------------------------------|--------|------------|------------------|-------|------|-----|-----|------------|-----------|---------------------|--------|
|               |                                  |        |            | d'               | d     | D    | L   | b   |            |           | S1*                 | HTI 15 |
| LIP 1,5R12 V  | 0.5 - 1.5                        | ●      | 12.0       | 4                | 23.3  | 11.3 | 1.9 | 100 | 9200460000 | HTI 15    | CTI 6 + CTI 6G      |        |
| LIP 2,5 R12 V | 1.5 - 2.5                        | ●      | 12.0       | 4.5              | 23.3  | 11.3 | 1.9 | 100 | 9200470000 |           |                     |        |
| LIP 6,0R14 V  | 4 - 6                            | ●      | 14.0       | 6.4              | 28.15 | 14.5 | 2.7 | 100 | 9200480000 |           |                     |        |

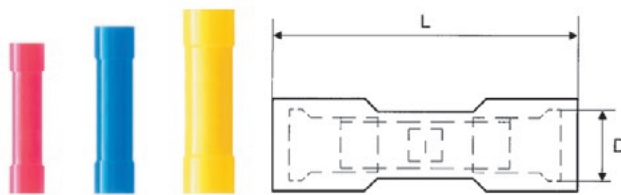


**Hook-type cable connector**

to ESI 50-18 part 2

**Ordering data**

| Type    | Cross-section<br>mm <sup>2</sup> | Colour | Dimensions in mm |       |     | Qty. | Order No.  | Tool recommendation |        |
|---------|----------------------------------|--------|------------------|-------|-----|------|------------|---------------------|--------|
|         |                                  |        | L1               | L2    | B   |      |            | HTI 15              | CTI 6G |
| HB 1-17 | 0.25 - 1.5                       | ●      | 27.2             | 16.75 | 4.6 | 100  | 9036290000 | HTI 15              | CTI 6G |
| HB 1-13 | 1.0 - 2.5                        | ●      | 27.2             | 16.75 | 3.0 | 100  | 9036300000 |                     |        |



**Butt connector**

**Ordering data**

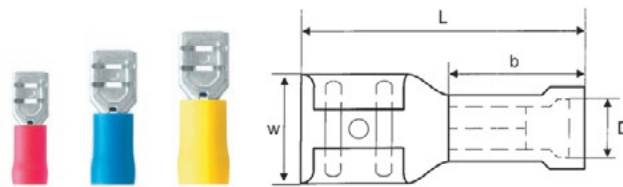
| Type          | Cross-section<br>mm <sup>2</sup> | Colour | Dimensions | Dimensions in mm |    | Qty. | Order No.  | Tool recommendation |                |
|---------------|----------------------------------|--------|------------|------------------|----|------|------------|---------------------|----------------|
|               |                                  |        |            | D                | L  |      |            | HTI 15              | CTI 6 + CTI 6G |
| LIB 1,5B25 VF | 0.5 - 1.5                        | ●      | 24.5       | 3.8              | 26 | 100  | 9200490000 | HTI 15              | CTI 6 + CTI 6G |
| LIB 2,5B25 VF | 1.5 - 2.5                        | ●      | 24.5       | 4.3              | 26 | 100  | 9200500000 |                     |                |
| LIB 6,0B26 VF | 4 - 6                            | ●      | 26.0       | 6                | 26 | 100  | 9200510000 |                     |                |



Conical entry



Without conical entry

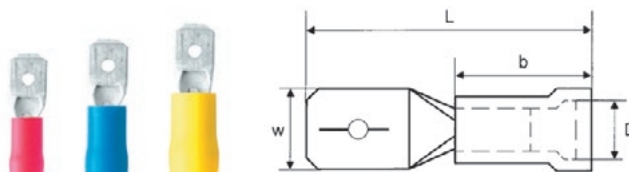


**Flat blade receptacles**

with copper sleeve

**Ordering data**

| Type          | Cross-section<br>mm <sup>2</sup> | Colour | Dimensions   | Dimensions in mm |     |     | L    | b    | w   | Qty. | Order No.  | Tool recommendation |                |
|---------------|----------------------------------|--------|--------------|------------------|-----|-----|------|------|-----|------|------------|---------------------|----------------|
|               |                                  |        |              | d2*              | d3* | D   |      |      |     |      |            |                     |                |
| LIF 1,5F288 R | 0.5 - 1.5                        | ●      | 2.8 x 0.8 mm | 2.8              | 0.8 | 4.0 | 18.7 | 10.0 | 3.8 | 100  | 9200520000 | HTI 15              | CTI 6 + CTI 6G |
| LIF 1,5F488 R | 0.5 - 1.5                        | ●      | 4.8 x 0.8 mm | 4.8              | 0.8 | 4.0 | 19.2 | 10.0 | 5.7 | 100  | 9200530000 |                     |                |
| LIF 1,5F638 R | 0.5 - 1.5                        | ●      | 6.3 x 0.8 mm | 6.3              | 0.8 | 4.0 | 20.8 | 10.0 | 7.4 | 100  | 9200540000 |                     |                |
| LIF 2,5F488 R | 1.5 - 2.5                        | ●      | 4.8 x 0.8 mm | 4.8              | 0.8 | 5.0 | 19.2 | 10.0 | 5.7 | 100  | 9200550000 |                     |                |
| LIF 2,5F638 R | 1.5 - 2.5                        | ●      | 6.3 x 0.8 mm | 6.3              | 0.8 | 5.0 | 20.8 | 10.0 | 7.4 | 100  | 9200560000 |                     |                |
| LIF 6,0F638 R | 4 - 6                            | ●      | 6.3 x 0.8 mm | 6.3              | 0.8 | 6.8 | 23.8 | 13.0 | 7.4 | 100  | 9200570000 |                     |                |



**Flat blade connector**

with copper sleeve

**Ordering data**

| Type          | Cross-section<br>mm <sup>2</sup> | Colour | Dimensions   | Dimensions in mm |     |     | L    | b    | w   | Qty. | Order No.  | Tool recommendation |                |
|---------------|----------------------------------|--------|--------------|------------------|-----|-----|------|------|-----|------|------------|---------------------|----------------|
|               |                                  |        |              | d2*              | d3* | D   |      |      |     |      |            |                     |                |
| LIF 1,5M638 R | 0.5 - 1.5                        | ●      | 6.3 x 0.8 mm | 6.3              | 0.8 | 4.0 | 20.8 | 10.0 | 6.3 | 100  | 9200580000 | HTI 15              | CTI 6 + CTI 6G |
| LIF 2,5M638 R | 1.5 - 2.5                        | ●      | 6.3 x 0.8 mm | 6.3              | 0.8 | 5.0 | 20.8 | 10.0 | 6.3 | 100  | 9200590000 |                     |                |
| LIF 6,0M638 R | 4 - 6                            | ●      | 6.3 x 0.8 mm | 6.3              | 0.8 | 6.8 | 23.8 | 13.0 | 6.3 | 100  | 9200600000 |                     |                |



**Flat blade receptacles, piggy-back**

with copper sleeve

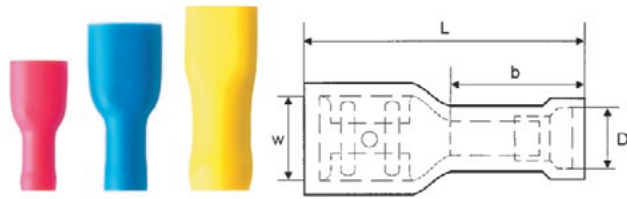
**Ordering data**

| Type          | Cross-section<br>mm <sup>2</sup> | Colour | Dimensions   | Dimensions in mm |     |     | L    | b    | w   | Qty. | Order No.  | Tool recommendation |                |
|---------------|----------------------------------|--------|--------------|------------------|-----|-----|------|------|-----|------|------------|---------------------|----------------|
|               |                                  |        |              | d2*              | d3* | D   |      |      |     |      |            |                     |                |
| LIF 1,5T638 R | 0.5 - 1.5                        | ●      | 6.3 x 0.8 mm | 6.3              | 0.8 | 4.0 | 20.8 | 10.0 | 7.4 | 100  | 9200610000 | HTI 15              | CTI 6 + CTI 6G |
| LIF 2,5T638 R | 1.5 - 2.5                        | ●      | 6.3 x 0.8 mm | 6.3              | 0.8 | 5.8 | 20.8 | 10.0 | 7.4 | 100  | 9200620000 |                     |                |
| LIF 6,0T638 R | 4 - 6                            | ●      | 6.3 x 0.8 mm | 6.3              | 0.8 | 6.8 | 23.8 | 13.0 | 7.4 | 100  | 9200630000 |                     |                |

d2\* = Plug-in width  
d3\* = Plug-in density



## Insulated cable connectors, PVC, with conical cable entry



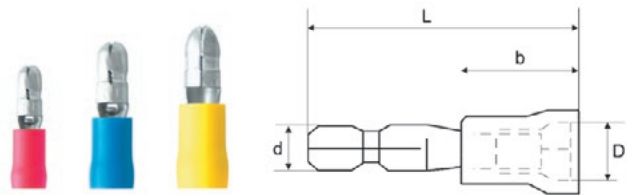
## Flat blade receptacles, full insulation

with copper sleeve

### Ordering data

| Type           | Cross-section<br>mm <sup>2</sup> | Colour | Dimensions   | Dimensions in mm |     |     |      | Qty. | Order No. | Tool recommendation |            |                          |
|----------------|----------------------------------|--------|--------------|------------------|-----|-----|------|------|-----------|---------------------|------------|--------------------------|
|                |                                  |        |              | d2*              | d3* | D   | L    | b    | w         |                     |            |                          |
| LIF 1,5F638 RF | 0.5 - 1.5                        | ●      | 6.3 x 0.8 mm | 6.3              | 0.8 | 4.0 | 22.0 | 10.5 | 7.4       | 100                 | 9200640000 | HTI 15<br>CTI 6 + CTI 6G |
| LIF 2,5F638 RF | 1.5 - 2.5                        | ●      | 6.3 x 0.8 mm | 6.3              | 0.8 | 5.0 | 22.0 | 10.5 | 7.4       | 100                 | 9200650000 |                          |
| LIF 6,0F638 RF | 4 - 6                            | ●      | 6.3 x 0.8 mm | 6.3              | 0.8 | 6.8 | 24.5 | 13.0 | 5.7       | 100                 | 9200660000 |                          |

d2\* = Plug-in width  
d3\* = Plug-in density

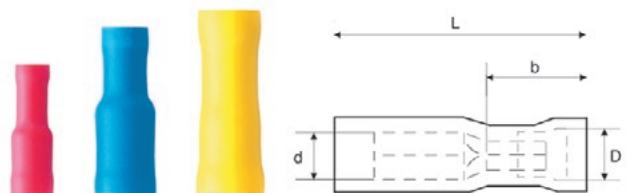


## Round plug

with copper sleeve

### Ordering data

| Type        | Cross-section<br>mm <sup>2</sup> | Colour | Dimensions | Dimensions in mm |     |      |      | Qty. | Order No.  | Tool recommendation      |  |
|-------------|----------------------------------|--------|------------|------------------|-----|------|------|------|------------|--------------------------|--|
|             |                                  |        |            | d                | D   | L    | b    |      |            |                          |  |
| LID 1,5M4 R | 0.5 - 1.5                        | ●      | ∅ 4 mm     | 4.0              | 4.0 | 20.8 | 10.0 | 100  | 9200670000 | HTI 15<br>CTI 6 + CTI 6G |  |
| LID 2,5M5 R | 1.5 - 2.5                        | ●      | ∅ 5 mm     | 5.0              | 5.0 | 20.8 | 10.0 | 100  | 9200680000 |                          |  |
| LID 6,0M5 R | 4 - 6                            | ●      | ∅ 5 mm     | 5.0              | 5.8 | 23.8 | 13.0 | 100  | 9200690000 |                          |  |

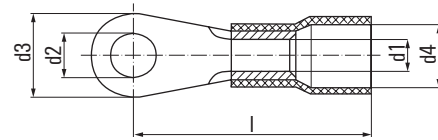


## Sockets for round plugs

with copper sleeve

### Ordering data

| Type         | Cross-section<br>mm <sup>2</sup> | Colour | Dimensions | Dimensions in mm |     |      |      | Qty. | Order No.  | Tool recommendation      |  |
|--------------|----------------------------------|--------|------------|------------------|-----|------|------|------|------------|--------------------------|--|
|              |                                  |        |            | d                | D   | L    | b    |      |            |                          |  |
| LID 1,5F4 RF | 0.5 - 1.5                        | ●      | ∅ 4 mm     | 4.0              | 4.0 | 23.0 | 10.5 | 100  | 9200700000 | HTI 15<br>CTI 6 + CTI 6G |  |
| LID 2,5F5 RF | 1.5 - 2.5                        | ●      | ∅ 5 mm     | 5.0              | 5.0 | 23.0 | 11.5 | 100  | 9200710000 |                          |  |
| LID 6,0F5 RF | 4 - 6                            | ●      | ∅ 5 mm     | 5.0              | 5.0 | 24.0 | 13.8 | 100  | 9200720000 |                          |  |



**Terminals 0.1 – 6 mm<sup>2</sup>  
DIN 46237 soldered seam and  
easy-entry insulation**

**Ordering data**

**Technical data**

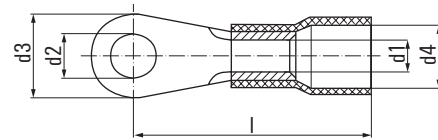
Material: Cu-ETP  
insulation: PC  
or  
\* insulation: PA  
Surface: tin plated  
S = small palm

| Type          | Cross-section<br>mm <sup>2</sup> | flat hole<br>M | colour | dimensions in mm |     |      |     |      | Cu-weight<br>100 pcs./kg | Qty.<br>(pcs.) | Order No.   | Tool<br>recommendation |
|---------------|----------------------------------|----------------|--------|------------------|-----|------|-----|------|--------------------------|----------------|-------------|------------------------|
|               |                                  |                |        | d1               | d4  | d2   | d3  | l    |                          |                |             |                        |
| KQI-M2/-0,5   | 0.1 - 0.5                        | 2              | ●      | 1                | 2.3 | 2.2  | 5   | 14   | 0.02                     | 100            | 1492090000* |                        |
| KQI-M3/-0,5   | 0.1 - 0.5                        | 3              | ●      | 1                | 2.3 | 3.2  | 5   | 14   | 0.02                     | 100            | 1492100000* |                        |
| KQI-M4/-0,5   | 0.1 - 0.5                        | 4              | ●      | 1                | 2.3 | 4.3  | 6.5 | 16   | 0.03                     | 100            | 1492110000* |                        |
| KQI-M5/-0,5   | 0.1 - 0.5                        | 5              | ●      | 1                | 2.3 | 5.3  | 8   | 16   | 0.03                     | 100            | 1492120000* |                        |
| KQI-M2/-1     | 0.5 - 1                          | 2              | ●      | 1.6              | 4   | 2.2  | 6   | 17   | 0.06                     | 100            | 1492140000  |                        |
| KQI-M2,5/-1   | 0.5 - 1                          | 2.5            | ●      | 1.6              | 4   | 2.7  | 6   | 17   | 0.06                     | 100            | 1492150000  |                        |
| KQI-M3/-1     | 0.5 - 1                          | 3              | ●      | 1.6              | 4   | 3.2  | 6   | 17   | 0.06                     | 100            | 1492170000  |                        |
| KQI-M3,5/-1   | 0.5 - 1                          | 3.5            | ●      | 1.6              | 4   | 3.7  | 6   | 17   | 0.06                     | 100            | 1492180000  |                        |
| KQI-M4/S/-1   | 0.5 - 1                          | 4/S            | ●      | 1.6              | 4   | 4.3  | 7   | 17.5 | 0.06                     | 100            | 1492190000  |                        |
| KQI-M4/-1     | 0.5 - 1                          | 4              | ●      | 1.6              | 4   | 4.3  | 8   | 18   | 0.07                     | 100            | 1492200000  |                        |
| KQI-M5/S/-1   | 0.5 - 1                          | 5/S            | ●      | 1.6              | 4   | 5.3  | 8   | 18.5 | 0.06                     | 100            | 1492210000  |                        |
| KQI-M5/-1     | 0.5 - 1                          | 5              | ●      | 1.6              | 4   | 5.3  | 10  | 19   | 0.08                     | 100            | 1492220000  |                        |
| KQI-M6/-1     | 0.5 - 1                          | 6              | ●      | 1.6              | 4   | 6.5  | 10  | 19   | 0.07                     | 100            | 1492230000  |                        |
| KQI-M8/-1     | 0.5 - 1                          | 8              | ●      | 1.6              | 4   | 8.4  | 14  | 23   | 0.10                     | 100            | 1492240000  |                        |
| KQI-M10/-1    | 0.5 - 1                          | 10             | ●      | 1.6              | 4   | 10.5 | 18  | 25   | 0.10                     | 100            | 1492130000  |                        |
| KQI-M3/-2,5   | 1.5 - 2.5                        | 3              | ●      | 2.3              | 4.4 | 3.2  | 6   | 17   | 0.07                     | 100            | 1492250000  |                        |
| KQI-M3,5/-2,5 | 1.5 - 2.5                        | 3.5            | ●      | 2.3              | 4.4 | 3.7  | 6   | 17   | 0.06                     | 100            | 1492270000  |                        |
| KQI-M4/S/-2,5 | 1.5 - 2.5                        | 4/S            | ●      | 2.3              | 4.4 | 4.3  | 6.8 | 17.6 | 0.06                     | 100            | 1492280000  |                        |
| KQI-M4/-2,5   | 1.5 - 2.5                        | 4              | ●      | 2.3              | 4.4 | 4.3  | 8   | 18   | 0.08                     | 100            | 1492290000  |                        |
| KQI-M5/S/-2,5 | 1.5 - 2.5                        | 5/S            | ●      | 2.3              | 4.4 | 5.3  | 8   | 19.5 | 0.07                     | 100            | 1492300000  |                        |
| KQI-M5/-2,5   | 1.5 - 2.5                        | 5              | ●      | 2.3              | 4.4 | 5.3  | 10  | 20   | 0.10                     | 100            | 1492310000  |                        |
| KQI-M6/-2,5   | 1.5 - 2.5                        | 6              | ●      | 2.3              | 4.4 | 6.5  | 11  | 22   | 0.11                     | 100            | 1492320000  |                        |
| KQI-M8/-2,5   | 1.5 - 2.5                        | 8              | ●      | 2.3              | 4.4 | 8.4  | 14  | 23   | 0.14                     | 100            | 1492330000  |                        |
| KQI-M10/-2,5  | 1.5 - 2.5                        | 10             | ●      | 2.3              | 4.4 | 10.5 | 18  | 25.6 | 0.19                     | 100            | 1492340000  |                        |
| KQI-M12/-2,5  | 1.5 - 2.5                        | 12             | ●      | 2.3              | 4.4 | 13   | 18  | 26   | 0.16                     | 100            | 1492350000  |                        |
| KQI-M4/-6     | 4 - 6                            | 4              | ●      | 3.6              | 6.4 | 4.3  | 8   | 21   | 0.14                     | 100            | 1492370000  |                        |
| KQI-M5/-6     | 4 - 6                            | 5              | ●      | 3.6              | 6.4 | 5.3  | 10  | 22   | 0.16                     | 100            | 1492380000  |                        |
| KQI-M6/-6     | 4 - 6                            | 6              | ●      | 3.6              | 6.4 | 6.5  | 11  | 23   | 0.17                     | 100            | 1492390000  |                        |
| KQI-M8/-6     | 4 - 6                            | 8              | ●      | 3.6              | 6.4 | 8.4  | 14  | 26   | 0.21                     | 100            | 1492400000  |                        |
| KQI-M10/-6    | 4 - 6                            | 10             | ●      | 3.6              | 6.4 | 10.5 | 18  | 28   | 0.27                     | 100            | 1492410000  |                        |
| KQI-M12/-6    | 4 - 6                            | 12             | ●      | 3.6              | 6.4 | 13   | 18  | 28   | 0.23                     | 100            | 1492420000  |                        |

\* insulation PA

HTI 15  
CTI 6 + CTI 6G

**Terminals 10 – 16 mm<sup>2</sup>  
with soldered seam and easy-entry  
insulation**



**Ordering data**

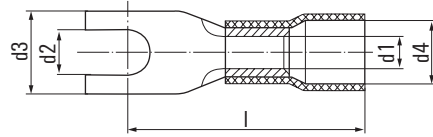
**Technical data**

Material: Cu-ETP  
insulation: PA  
Surface: tin plated

| Type        | Cross-section<br>mm <sup>2</sup> | flat hole<br>M | colour | dimensions in mm |      |      |    |      | Cu-weight<br>100 pcs./kg | Qty.<br>(pcs.) | Order No.  | Tool<br>recommendation |
|-------------|----------------------------------|----------------|--------|------------------|------|------|----|------|--------------------------|----------------|------------|------------------------|
|             |                                  |                |        | d1               | d4   | d2   | d3 | l    |                          |                |            |                        |
| KQI-M5/-10  | 10                               | 5              | ●      | 4.5              | 8    | 5.3  | 10 | 24.5 | 0.22                     | 50             | 1492430000 |                        |
| KQI-M6/-10  | 10                               | 6              | ●      | 4.5              | 8    | 6.5  | 11 | 25.5 | 0.24                     | 50             | 1492440000 |                        |
| KQI-M8/-10  | 10                               | 8              | ●      | 4.5              | 8    | 8.4  | 14 | 28.5 | 0.29                     | 50             | 1492450000 |                        |
| KQI-M10/-10 | 10                               | 10             | ●      | 4.5              | 8    | 10.5 | 18 | 29.5 | 0.35                     | 50             | 1492470000 |                        |
| KQI-M5/-16  | 16                               | 5              | ●      | 5.8              | 10.5 | 5.3  | 11 | 31.5 | 0.40                     | 50             | 1492480000 |                        |
| KQI-M6/-16  | 16                               | 6              | ●      | 5.8              | 10.5 | 6.5  | 11 | 31.5 | 0.38                     | 50             | 1492490000 |                        |
| KQI-M8/-16  | 16                               | 8              | ●      | 5.8              | 10.5 | 8.4  | 14 | 33.5 | 0.42                     | 50             | 1492500000 |                        |
| KQI-M10/-16 | 16                               | 10             | ●      | 5.8              | 10.5 | 10.5 | 18 | 35.5 | 0.50                     | 50             | 1492510000 |                        |

EPG 60 + HPG 60

**Insulated cable connectors, PA/PC, with conical cable entry**



**Terminals fork type 0.5 - 16 mm<sup>2</sup> with soldered seam and easy-entry insulation**

**Ordering data**

**Technical data**

Material: Cu-ETP  
insulation: PC  
or  
\* insulation: PA

Surface: tin plated  
S = small palm

| Type           | Cross-section<br>mm <sup>2</sup> | flat hole<br>M | colour | dimensions in mm |     |      |      |      |      | Cu-weight<br>100 pcs./kg | Qty.<br>(pcs.) | Order No.                | Tool<br>recommendation |
|----------------|----------------------------------|----------------|--------|------------------|-----|------|------|------|------|--------------------------|----------------|--------------------------|------------------------|
|                |                                  |                |        | d1               | d4  | d2   | d3   | l    |      |                          |                |                          |                        |
| KQIG-M3/-1     | 0.5 - 1                          | C 3            | ●      | 1.6              | 4   | 3.2  | 6    | 17   | 0.06 | 100                      | 1492520000     | HTI 15<br>CTI 6 + CTI 6G |                        |
| KQIG-M3,5/-1   | 0.5 - 1                          | C 3.5          | ●      | 1.6              | 4   | 3.7  | 6    | 17   | 0.05 | 100                      | 1492530000     |                          |                        |
| KQIG-M4/S/-1   | 0.5 - 1                          | C 4/S          | ●      | 1.6              | 4   | 4.3  | 6.8  | 18   | 0.06 | 100                      | 1492540000     |                          |                        |
| KQIG-M4/-1     | 0.5 - 1                          | C 4            | ●      | 1.6              | 4   | 4.3  | 8    | 18.1 | 0.07 | 100                      | 1492550000     |                          |                        |
| KQIG-M5/-1     | 0.5 - 1                          | C 5            | ●      | 1.6              | 4   | 5.3  | 10   | 19   | 0.08 | 100                      | 1492580000     |                          |                        |
| KQIG-M6/-1     | 0.5 - 1                          | C 6            | ●      | 1.6              | 4   | 6.5  | 11   | 21   | 0.09 | 100                      | 1492590000     |                          |                        |
| KQIG-M3/-2,5   | 1.5 - 2.5                        | C 3            | ●      | 2.3              | 4.5 | 3.2  | 5.5  | 19   | 0.06 | 100                      | 1492600000     |                          |                        |
| KQIG-M3,5/-2,5 | 1.5 - 2.5                        | C 3.5          | ●      | 2.3              | 4.5 | 3.7  | 6    | 17   | 0.07 | 100                      | 1492610000     |                          |                        |
| KQIG-M4/S/-2,5 | 1.5 - 2.5                        | C 4/S          | ●      | 2.3              | 4.5 | 4.3  | 6.8  | 18.7 | 0.06 | 100                      | 1492620000     |                          |                        |
| KQIG-M4/-2,5   | 1.5 - 2.5                        | C 4            | ●      | 2.3              | 4.5 | 4.3  | 8    | 18   | 0.08 | 100                      | 1492630000     |                          |                        |
| KQIG-M5/-2,5   | 1.5 - 2.5                        | C 5            | ●      | 2.3              | 4.5 | 5.3  | 10   | 20   | 0.10 | 100                      | 1492640000     |                          |                        |
| KQIG-M6/-2,5   | 1.5 - 2.5                        | C 6            | ●      | 2.3              | 4.5 | 6.5  | 11   | 22   | 0.11 | 100                      | 1491260000     |                          |                        |
| KQIG-M4/-6     | 4 - 6                            | C 4            | ●      | 3.6              | 6.4 | 4.3  | 8    | 21   | 0.14 | 100                      | 1491270000     |                          |                        |
| KQIG-M5/-6     | 4 - 6                            | C 5            | ●      | 3.6              | 6.4 | 5.3  | 10   | 22   | 0.16 | 100                      | 1491280000     |                          |                        |
| KQIG-M6/-6     | 4 - 6                            | C 6            | ●      | 3.6              | 6.4 | 6.5  | 11   | 23   | 0.16 | 100                      | 1491290000     |                          |                        |
| KQIG-M8/-6     | 4 - 6                            | C 8            | ●      | 3.6              | 6.4 | 8.4  | 14   | 26   | 0.19 | 100                      | 1491310000     |                          |                        |
| KQIG-M10/-6    | 4 - 6                            | C 10           | ●      | 3.6              | 6.4 | 10.5 | 18   | 28   | 0.33 | 100                      | 1491320000     |                          |                        |
| KQIG-M5/-10    | 10                               | C 5            | ●      | 4.5              | 8   | 5.3  | 10.5 | 24.1 | 0.23 | 50                       | 1491330000*    |                          |                        |
| KQIG-M6/-10    | 10                               | C 6            | ●      | 4.5              | 8   | 6.5  | 10.8 | 24.6 | 0.24 | 50                       | 1491340000*    |                          |                        |
| KQIG-M6/-16    | 16                               | C 6            | ●      | 5.8              | 11  | 6.5  | 11   | 32.2 | 0.48 | 50                       | 1491350000*    |                          |                        |
| KQIG-M8/-16    | 16                               | C 8            | ●      | 5.8              | 11  | 8.4  | 13.8 | 32.2 | 0.50 | 50                       | 1491360000*    |                          |                        |

\* insulation PA

### Pin cable lugs 0.1 – 35 mm<sup>2</sup> DIN 46231 with soldered seam and easy-entry insulation

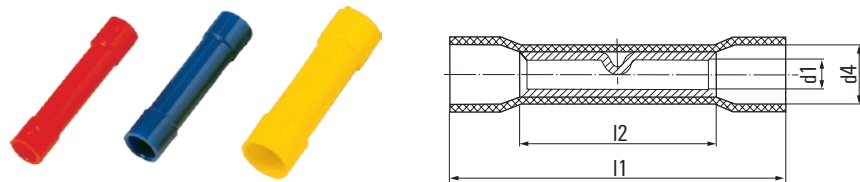
#### Technical data

|            |  |
|------------|--|
| Material:  | Cu-HCP (0.1 – 0.5 mm <sup>2</sup> ) or<br>Cu-ETP (0.5 – 35 mm <sup>2</sup> ) |
| Isolation: | PC (resp. *PA)   |
| Surface:   | tin plated   |

#### Ordering data

| Type        | Cross-section<br>mm <sup>2</sup> | colour | dimensions in mm |     |           |      |      | Cu-weight<br>100 pcs./kg | Qty.<br>(pcs.) | Order No.   | Tool<br>recommendation |                |
|-------------|----------------------------------|--------|------------------|-----|-----------|------|------|--------------------------|----------------|-------------|------------------------|----------------|
|             |                                  |        | d1               | d4  | d3        | l1   | l2   |                          |                |             | HTI 15                 | CTI 6 + CTI 6G |
| KSI/0,1-0,5 | 0.1 – 0.5                        | ●      | 1                | 2.2 | 1.2       | 18   | 9    | 0.02                     | 100            | 1491370000* | HTI 15                 | CTI 6 + CTI 6G |
| KSI/0,5-1,0 | 0.5 – 1                          | ●      | 1.7              | 4   | 1.9       | 22.8 | 11   | 0.06                     | 100            | 1491380000  |                        |                |
| KSI/1,5-2,5 | 1.5 – 2.5                        | ●      | 2.3              | 4.5 | 1.9       | 22.8 | 11   | 0.07                     | 100            | 1491390000  | HTI 15                 | CTI 6 + CTI 6G |
| KSI/1,5-2,5 | 1.5 – 2.5                        | ●      |                  |     |           | 27   | 14   | 0.09                     | 100            | 1491410000  |                        |                |
| KSI/4,0-6,0 | 4 – 6                            | ●      | 3.6              | 6.4 | 2.8       | 27   | 11   | 0.15                     | 100            | 1491420000  | HTI 15                 | CTI 6 + CTI 6G |
| KSI/-10     | 10                               | ●      | 4.5              | 7.8 | 2.4 x 4.3 | 34   | 12   | 0.25                     | 50             | 1491430000* |                        |                |
| KSI/-16     | 16                               | ●      | 5.8              | 9.1 | 2.5 x 5.6 | 40.7 | 13.5 | 0.41                     | 50             | 1491440000* |                        |                |

\* insulation PA



### Joint connector 0.1 – 6 mm<sup>2</sup> with soldered seam and easy-entry insulation

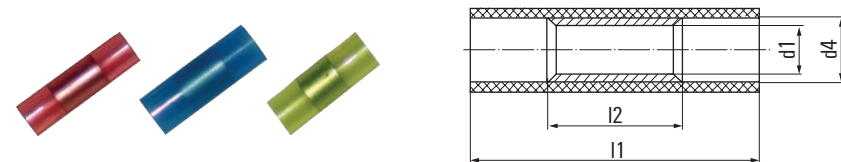
#### Technical data

|            |   |
|------------|---|
| Material:  | Cu-HCP (0.1 – 0.5 mm <sup>2</sup> ) or<br>Cu-ETP (0.5 – 6 mm <sup>2</sup> ) |
| Isolation: | PC (resp. *PA)  |
| Surface:   | tin plated  |

#### Ordering data

| Type         | Cross-section<br>mm <sup>2</sup> | colour | dimensions in mm |     |    |    | Cu-weight<br>100 pcs./kg | Qty.<br>(pcs.) | Order No.   | Tool<br>recommendation |                |
|--------------|----------------------------------|--------|------------------|-----|----|----|--------------------------|----------------|-------------|------------------------|----------------|
|              |                                  |        | d1               | d4  | l1 | l2 |                          |                |             | HTI 15                 | CTI 6 + CTI 6G |
| VSTI/0,1-0,5 | 0.1 – 0.5                        | ●      | 1.2              | 2   | 12 | 20 | 0.02                     | 100            | 1491540000* | HTI 15                 | CTI 6 + CTI 6G |
| VSTI/0,5-1,0 | 0.5 – 1                          | ●      | 1.6              | 4.1 | 15 | 25 | 0.09                     | 100            | 1491550000  |                        |                |
| VSTI/1,5-2,5 | 1.5 – 2.5                        | ●      | 2.3              | 4.5 | 15 | 26 | 0.11                     | 100            | 1491560000  | HTI 15                 | CTI 6 + CTI 6G |
| VSTI/4,0-2,5 | 4 – 6                            | ●      | 3.6              | 6.4 | 15 | 27 | 0.18                     | 100            | 1491570000  |                        |                |

\* insulation PA



### Parallel connectors 0.1 – 6 mm<sup>2</sup>

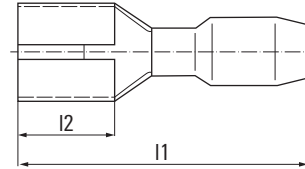
#### Technical data

|             |            |
|-------------|------------|
| Material:   | Cu-HCP     |
| Insulation: | PA         |
| Surface:    | tin plated |

#### Ordering data

| Type         | Cross-section<br>mm <sup>2</sup> | colour | dimensions in mm |     |    |      | Cu-weight<br>100 pcs./kg | Qty.<br>(pcs.) | Order No.  | Tool<br>recommendation |                |
|--------------|----------------------------------|--------|------------------|-----|----|------|--------------------------|----------------|------------|------------------------|----------------|
|              |                                  |        | d1               | d4  | l2 | l1   |                          |                |            | HTI 15                 | CTI 6 + CTI 6G |
| VPLI/0,1-0,5 | 0.1 – 0.5                        | ●      | 1.2              | 2   | 5  | 12   | 0.01                     | 100            | 1491450000 | HTI 15                 | CTI 6 + CTI 6G |
| VPLI/0,5-1,0 | 0.5 – 1                          | ●      | 1.7              | 3.2 | 7  | 17   | 0.04                     | 100            | 1491460000 |                        |                |
| VPLI/1,5-2,5 | 1.5 – 2.5                        | ●      | 2.3              | 4   | 7  | 17   | 0.05                     | 100            | 1491470000 | HTI 15                 | CTI 6 + CTI 6G |
| VPLI/4,0-6,0 | 4 – 6                            | ●      | 3.6              | 5.4 | 7  | 21.2 | 0.09                     | 100            | 1491480000 |                        |                |

**Insulated cable connectors, PA/PC, with conical cable entry**



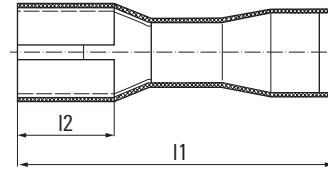
**Cable-lug sleeves 0.5 – 6 mm<sup>2</sup>**

**Technical data**

Material: MS  
 Insulation: PVC  
 Surface: tin plated

**Ordering data**

| Type                | Cross-section<br>mm <sup>2</sup> | colour | dimensions in mm |                   | I1   | I2  | Cu-weight<br>100 pcs./kg | Qty.<br>(pcs.) | Order No.  | Tool<br>recommendation |                |
|---------------------|----------------------------------|--------|------------------|-------------------|------|-----|--------------------------|----------------|------------|------------------------|----------------|
|                     |                                  |        | tab-<br>width    | tab-<br>thickness |      |     |                          |                |            | HTI 15                 | CTI 6 + CTI 6G |
| VFSKHI/0,1-0,5/285  | 0.1 - 0.5                        | ●      | 2.8              | 0.5               | 16   | 6.4 | 0.04                     | 100            | 1491620000 | HTI 15                 | CTI 6 + CTI 6G |
| VFSKHI/0,1-0,5/288  | 0.1 - 0.5                        | ●      | 2.8              | 0.8               | 16   | 6.4 | 0.04                     | 100            | 1491630000 |                        |                |
| VFSKHI/0,5-1,0/285  | 0.5 - 1                          | ●      | 2.8              | 0.5               | 19   | 6.5 | 0.08                     | 100            | 1491640000 |                        |                |
| VFSKHI/0,5-1,0/288  | 0.5 - 1                          | ●      | 2.8              | 0.8               | 19   | 6.5 | 0.08                     | 100            | 1491650000 |                        |                |
| VFSKHI/0,5-1,0/485  | 0.5 - 1                          | ●      | 4.8              | 0.5               | 19.4 | 6.4 | 0.09                     | 100            | 1491660000 |                        |                |
| VFSKHI/0,5-1,0/488  | 0.5 - 1                          | ●      | 4.8              | 0.8               | 19.4 | 6.4 | 0.09                     | 100            | 1491670000 |                        |                |
| VFSKHI/0,5-1,0/638  | 0.5 - 1                          | ●      | 6.3              | 0.8               | 20.8 | 7.5 | 0.10                     | 100            | 1491680000 |                        |                |
| VFSKHI/1,5-2,5/285  | 1.5 - 2.5                        | ●      | 2.8              | 0.5               | 19   | 6.5 | 0.08                     | 100            | 1491730000 |                        |                |
| VFSKHI/1,5-2,5/288  | 1.5 - 2.5                        | ●      | 2.8              | 0.8               | 19   | 6.5 | 0.08                     | 100            | 1491740000 |                        |                |
| VFSKHI/1,5-2,5/485  | 1.5 - 2.5                        | ●      | 4.8              | 0.5               | 19.4 | 6.4 | 0.09                     | 100            | 1491690000 |                        |                |
| VFSKHI/1,5-2,5/488  | 1.5 - 2.5                        | ●      | 4.8              | 0.8               | 19.4 | 6.4 | 0.09                     | 100            | 1491710000 |                        |                |
| VFSKHI/1,5-2,5/638  | 1.5 - 2.5                        | ●      | 6.3              | 0.8               | 20.8 | 7.3 | 0.11                     | 100            | 1491720000 |                        |                |
| VFSKHI/4,0-6,0/638  | 4 - 6                            | ●      | 6.3              | 0.8               | 23.3 | 7.3 | 0.18                     | 100            | 1491750000 |                        |                |
| VFSKHI/4,0-6,0/9512 | 4 - 6                            | ●      | 9.5              | 1.2               | 28.6 | 12  | 0.27                     | 100            | 1491760000 |                        |                |



**Cable-lug sleeves 0.5 – 6 mm<sup>2</sup>  
completely insulated**

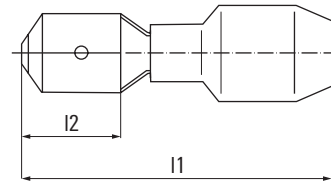
**Technical data**

Material: Ms  
 Insulation: PVC  
 Surface: tin plated

**Ordering data**

| Type               | Cross-section<br>mm <sup>2</sup> | colour | dimensions in mm |                   | I1   | I2  | Cu-weight<br>100 pcs./kg | Qty.<br>(pcs.) | Order No.<br>insulation<br>PVC | Tool<br>recommendation |                |
|--------------------|----------------------------------|--------|------------------|-------------------|------|-----|--------------------------|----------------|--------------------------------|------------------------|----------------|
|                    |                                  |        | tab-<br>width    | tab-<br>thickness |      |     |                          |                |                                | HTI 15                 | CTI 6 + CTI 6G |
| VFSKHV/0,5-1,0/285 | 0.5 - 1                          | ●      | 2.8              | 0.5               | 19.2 | 6.4 | 0.08                     | 100            | 1491860000                     | HTI 15                 | CTI 6 + CTI 6G |
| VFSKHV/0,5-1,0/288 | 0.5 - 1                          | ●      | 2.8              | 0.8               | 19.2 | 6.4 | 0.08                     | 100            | 1491870000                     |                        |                |
| VFSKHV/0,5-1,0/485 | 0.5 - 1                          | ●      | 4.8              | 0.5               | 20.2 | 6.4 | 0.10                     | 100            | 1491880000                     |                        |                |
| VFSKHV/0,5-1,0/488 | 0.5 - 1                          | ●      | 4.8              | 0.8               | 20.2 | 6.4 | 0.10                     | 100            | 1491890000                     |                        |                |
| VFSKHV/0,5-1,0/638 | 0.5 - 1                          | ●      | 6.3              | 0.8               | 21.5 | 7.3 | 0.11                     | 100            | 1491910000                     |                        |                |
| VFSKHV/1,5-2,5/485 | 1.5 - 2.5                        | ●      | 4.8              | 0.5               | 20.2 | 6.5 | 0.11                     | 100            | 1491920000                     |                        |                |
| VFSKHV/1,5-2,5/488 | 1.5 - 2.5                        | ●      | 4.8              | 0.8               | 20.2 | 6.5 | 0.11                     | 100            | 1491930000                     |                        |                |
| VFSKHV/1,5-2,5/638 | 1.5 - 2.5                        | ●      | 6.3              | 0.8               | 21.5 | 7.3 | 0.14                     | 100            | 1491940000                     |                        |                |
| VFSKHV/4,0-6,0/638 | 4 - 6                            | ●      | 6.3              | 0.8               | 24.2 | 7.3 | 0.20                     | 100            | 1491950000                     |                        |                |

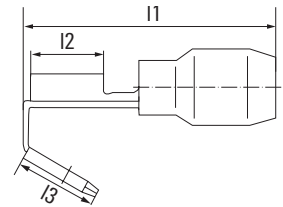




**Cable lug connector 0.5 – 6 mm<sup>2</sup>**
**Technical data**

|             |            |
|-------------|------------|
| Material:   | MS         |
| Insulation: | PVC        |
| Surface:    | tin plated |

**Ordering data**

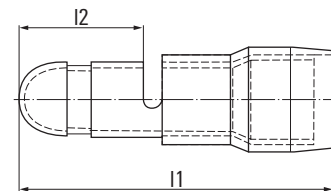
| Type             | Cross-section<br>mm <sup>2</sup> | colour | dimensions in mm |                   |      |     | Cu-weight<br>100 pcs./kg | Qty.<br>(pcs.) | Order No.  | Tool<br>recommendation |                |
|------------------|----------------------------------|--------|------------------|-------------------|------|-----|--------------------------|----------------|------------|------------------------|----------------|
|                  |                                  |        | tab-<br>width    | tab-<br>thickness | I1   | I2  |                          |                |            | HTI 15                 | CTI 6 + CTI 6G |
| FSKI/0,5-1,0/288 | 0.5                              | ●      | 2.8              | 0.8               | 19.2 | 6.5 | 0.08                     | 100            | 1491790000 | HTI 15                 | CTI 6 + CTI 6G |
| FSKI/0,5-1,0/488 | 0.5                              | ●      | 4.8              | 0.8               | 19.8 | 6.7 | 0.08                     | 100            | 1491810000 |                        |                |
| FSKI/0,5-1,0/638 | 0.5                              | ●      | 6.3              | 0.8               | 21.8 | 7.7 | 0.09                     | 100            | 1491820000 |                        |                |
| FSKI/1,5-2,5/488 | 1.5 - 2.5                        | ●      | 4.8              | 0.8               | 19.8 | 6.7 | 0.09                     | 100            | 1491850000 |                        |                |
| FSKI/1,5-2,5/638 | 1.5 - 2.5                        | ●      | 6.3              | 0.8               | 21.8 | 7.7 | 0.1                      | 100            | 1491830000 |                        |                |
| FSKI/4,0-6,0/638 | 4 - 6                            | ●      | 6.3              | 0.8               | 24   | 7.7 | 0.17                     | 100            | 1491840000 |                        |                |


**Piggy back disconnectors 0.5 – 2.5 mm<sup>2</sup>**
**Technical data**

|             |            |
|-------------|------------|
| Material:   | MS         |
| Insulation: | PVC        |
| Surface:    | tin plated |

**Ordering data**

| Type          | Cross-section<br>mm <sup>2</sup> | colour | dimensions in mm |                   |      |    |     | Cu-weight<br>100 pcs./kg | Qty.<br>(pcs.) | Order No.  | Tool<br>recommendation |                |
|---------------|----------------------------------|--------|------------------|-------------------|------|----|-----|--------------------------|----------------|------------|------------------------|----------------|
|               |                                  |        | tab-<br>width    | tab-<br>thickness | I1   | I2 | I3  |                          |                |            | HTI 15                 | CTI 6 + CTI 6G |
| VSTVI/0,5-1,0 | 0.5 - 1                          | ●      | 6.3              | 0.8               | 23.9 | 8  | 8.2 | 0.15                     | 100            | 1491770000 | HTI 15                 | CTI 6 + CTI 6G |
| VSTVI/1,5-2,5 | 1.5 - 2.5                        | ●      | 6.3              | 0.8               | 23   | 8  | 8.2 | 0.15                     | 100            | 1491780000 |                        |                |

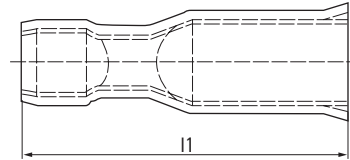

**Circular plug 0.5 – 6 mm<sup>2</sup>**
**Technical data**

|             |            |
|-------------|------------|
| Material:   | MS         |
| Insulation: | PVC        |
| Surface:    | tin plated |

**Ordering data**

| Type          | Cross-section<br>mm <sup>2</sup> | colour | dimensions in mm |      |     | Cu-weight<br>100 pcs./kg | Qty.<br>(pcs.) | Order No.  | Tool<br>recommendation |                |
|---------------|----------------------------------|--------|------------------|------|-----|--------------------------|----------------|------------|------------------------|----------------|
|               |                                  |        | pin Ø            | I1   | I2  |                          |                |            | HTI 15                 | CTI 6 + CTI 6G |
| VRSTI/0,5-1,0 | 0.5 - 1                          | ●      | 4                | 21.5 | 8.5 | 0.1                      | 100            | 1492040000 | HTI 15                 | CTI 6 + CTI 6G |
| VRSTI/1,5-2,5 | 1.5 - 2.5                        | ●      | 5                | 21.2 | 8.5 | 0.11                     | 100            | 1492050000 |                        |                |
| VRSTI/4,0-6,0 | 4 - 6                            | ●      | 5                | 24   | 8.5 | 0.17                     | 100            | 1492060000 |                        |                |

**Insulated cable connectors, PA/PC, with conical cable entry**



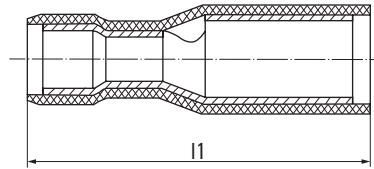
**Round-plug sleeves 0.5 - 6 mm<sup>2</sup>**

**Technical data**

Material: MS  
 Insulation: PVC  
 Surface: tin plated

**Ordering data**

| Type          | Cross-section mm <sup>2</sup> | colour | dimensions in mm |      | Cu-weight 100 pcs./kg | Qty. (pcs.) | Order No.  | Tool recommendation |                |
|---------------|-------------------------------|--------|------------------|------|-----------------------|-------------|------------|---------------------|----------------|
|               |                               |        | pin Ø            | l1   |                       |             |            |                     |                |
| VRSHV/0,5-1,0 | 0.5 - 1                       | ●      | 4                | 23.3 | 0.13                  | 100         | 1491980000 | HTI 15              | CTI 6 + CTI 6G |
| VRSHV/1,5-2,5 | 1.5 - 2.5                     | ●      | 5                | 23.3 | 0.15                  | 100         | 1491990000 |                     |                |
| VRSHV/4,0-6,0 | 4 - 6                         | ●      | 5                | 25.1 | 0.23                  | 100         | 1492010000 |                     |                |



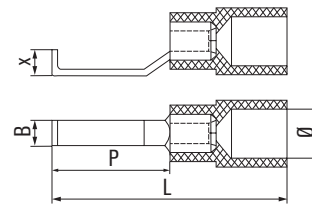

**Round-plug sleeves 0.5 - 2.5 mm<sup>2</sup>, completely insulated**

**Technical data**

Material: MS  
 Insulation: PA  
 Surface: tin plated

**Ordering data**

| Type           | Cross-section mm <sup>2</sup> | colour | dimensions in mm |      | Cu-weight 100 pcs./kg | Qty. (pcs.) | Order No.  | Tool recommendation |                |
|----------------|-------------------------------|--------|------------------|------|-----------------------|-------------|------------|---------------------|----------------|
|                |                               |        | pin Ø            | l1   |                       |             |            |                     |                |
| VRSHVI/0,5-1,0 | 0.5 - 1                       | ●      | 4                | 25.2 | 0.12                  | 100         | 1492020000 | HTI 15              | CTI 6 + CTI 6G |
| VRSHVI/1,5-2,5 | 1.5 - 2.5                     | ●      | 4                | 25.2 | 0.13                  | 100         | 1492030000 |                     |                |



**Insulated hook-type cable lug**

**Technical data**

Material: copper  
 Insulation: PC  
 Surface: tin plated

**Ordering data**

| Type             | Cross-section mm <sup>2</sup> | colour | dimensions in mm |     |      |      | Cu-weight 100 pcs./kg | Qty. (pcs.) | Order No.  | Tool recommendation |                |
|------------------|-------------------------------|--------|------------------|-----|------|------|-----------------------|-------------|------------|---------------------|----------------|
|                  |                               |        | Ø                | x   | L    | P    |                       |             |            |                     |                |
| HBT 1,5 - 4,6 RT | 0.5 - 1.5                     | ●      | 4                | 2.1 | 28.4 | 17.4 | 0.74                  | 100         | 1233340000 | HTI 15              | CTI 6 + CTI 6G |
| HBT 1,5 - 3,0 RT | 0.5 - 1.5                     | ●      | 4                | 2.1 | 28.4 | 17.4 | 0.88                  | 100         | 1312440000 |                     |                |
| HBT 2,5 - 4,6 BL | 1.5 - 2.5                     | ●      | 4.5              | 2.1 | 28.2 | 17.4 | 1.05                  | 100         | 1233330000 |                     |                |
| HBT 2,5 - 3,0 BL | 1.5 - 2.5                     | ●      | 4.5              | 2.1 | 28.2 | 17.4 | 0.88                  | 100         | 1312450000 |                     |                |
| HBT 6,0 - 3,0 GE | 4.0 - 6.0                     | ●      | 6.4              | 2.8 | 30.2 | 17.2 | 1.59                  | 100         | 1312470000 |                     |                |
| HBT 6,0 - 4,6 GE | 4.0 - 6.0                     | ●      | 6.4              | 2.8 | 30.2 | 17.2 | 1.825                 | 100         | 1216230000 |                     |                |





# Cable lugs and insulated connectors

|  |  |      |
|--|--|------|
| <b>Cable lugs and insulated connectors</b> | Technical data / general notes                           | K.2  |
|  | Tubular cable lugs, copper, euro-series                  | K.9  |
|  | Tubular cable lugs with angle, copper, euro-series       | K.12 |
|  | Joint connector, copper, euro-series                     | K.15 |
|  | Crimp cable lugs, copper, DIN 46235                      | K.17 |
|  | Tubular compression connectors, copper, DIN 46267 part 1 | K.20 |
|  | Terminals ring and fork-type, noninsulated               | K.23 |
|  | Pin cable lugs DIN 46230, noninsulated                   | K.26 |
|  | Parallel connectors and joint connector, noninsulated    | K.27 |

# Cable lugs and insulated connector

## Technical data / general information

### Conductor cross section comparison

| comparable ISO-cross section in<br>(mm <sup>2</sup> ) | AWG/ MCM |                                  |
|---|----------|----------------------------------|
|   | AWG      | cross section (mm <sup>2</sup> ) |
| 0.14  | 26       | 0.128                            |
| 0.2   | 24       | 0.205                            |
| 0.34  | 22       | 0.325                            |
| 0.5   | 20       | 0.519                            |
| 0.75  | 18       | 0.823                            |
| 1   | -        | -                                |
| 1.5   | 16       | 1.31                             |
| 2.5   | 14       | 2.08                             |
| 4   | 12       | 3.31                             |
| 6   | 10       | 5.27                             |
| 10  | 8        | 8.35                             |
| 16  | 6        | 13.3                             |
| 25  | 4        | 21.2                             |
| 35  | 2        | 33.6                             |
| -   | 1        | 42.4                             |
| 50  | 0        | 53.4                             |
| 70  | 00       | 67.5                             |
| 95  | 000      | 85.0                             |
| -   | 0000     | 107.2                            |
| 120   | 250 MCM  | 127                              |
| 150   | 300 MCM  | 152                              |
| 185   | 350 MCM  | 177                              |
| 240   | 500 MCM  | 253                              |
| 300   | 600 MCM  | 304                              |

## Electrical characteristics

Maximum allowable current load of cable lugs and connectors  
in conjunction with insulated conductors (at ambient temperature +30 °C)

| nominal cross section<br>(mm <sup>2</sup> ) | Single cor cable   | Multicore cables + cords, excl.<br>home- and portable apparatus              | Multicore<br>heavy duty rubber cables            |
|---|--|--|--|
|   | - rubber insulated<br>- PVC insulated<br>- TPE insulated<br>- heat resistant | - rubber insulated<br>- PVC insulated<br>- TPE insulated<br>- heat resistant | min. 0.6 / 1kV                                   |
|   | Cu<br>(A)  | Cu<br>(A)  | Cu<br>(A)  |
| 0.75  | 15   | 12   | -  |
| 1   | 19   | 15   | -  |
| 1.5   | 24   | 18   | 23   |
| 2.5   | 32   | 26   | 30   |
| 4   | 42   | 34   | 41   |
| 6   | 54   | 44   | 53   |
| 10  | 73   | 61   | 74   |
| 16  | 98   | 82   | 99   |
| 25  | 129  | 108  | 131  |
| 35  | 158  | 135  | 162  |
| 50  | 198  | 168  | 202  |
| 70  | 245  | 207  | 250  |
| 95  | 292  | 250  | 301  |
| 120   | 344  | 292  | -  |
| 150   | 391  | 335  | -  |
| 185   | 448  | 382  | -  |
| 240   | 528  | 453  | -  |
| 300   | 608  | 523  | -  |
| sources of current ratings:                 | DIN VDE 0298-4. 2003-08<br>Table 11, colonne 2                               | DIN VDE 0298-4. 2003-08<br>Table 11, colonne 5                               | DIN VDE 0298-4. 2003-08<br>Table 15, colonne 4+2 |

### Note:

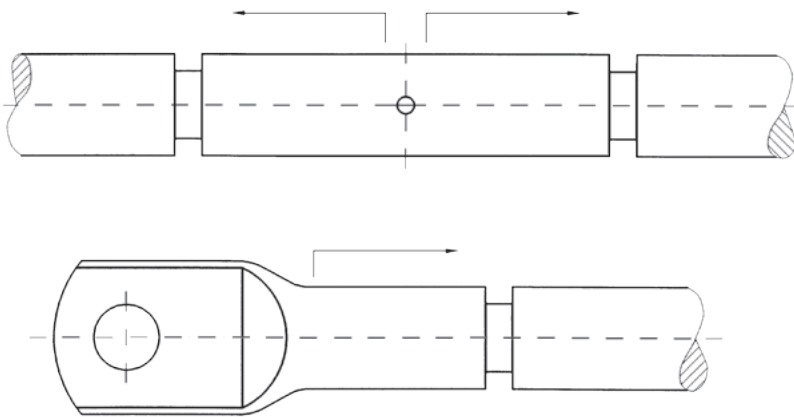
Design of these tables deviates from VDE 0298-4 design.  
In case of doubt, appliance of the current issue of the DIN VDE 0298-4 is obligatory.

Above Table values have to be taken into consideration of further applicable converting / derating factors:

- other ambient temperatures: DIN VDE 0298-4
- pay attention to the maximum electric current of the used equipment
- pay attention to the maximum current load of the used cable under consideration of the laying procedure

## Assembly of cable lugs and connectors general

1. Take the measurements of the cable lugs / connectors and their allocation of cross section out of this catalogue.
2. Cut the cable right-angled to the conductor. Strip off the insulation of the cable. The part to be stripped of has to be as long as the sleeve (measurement a) of the cable lug / connector + about 10 %.
3. Before crimping clean the conductor with a wire brush in order to remove dirt and oxidation. Sectorshaped conductors must be rounded before crimping!
4. Insert the noninsulated conductor into the compression sleeve until it reaches the wire stop.
5. Before starting to crimp please check whether conductor and cable lug respectively connector have the same cross section and do fit to each other according to our catalogue.
6. Please check whether crimping tool and crimping dies are suitable for the cable lugs/connectors you want to crimp. You can take this information for each series and cross section from the manufacturer's catalogue or the operating instructions of the tool.
7. The crimping process is evaluated, on the cable lug and connector, from the cable end to the end of the sleeve.(see illustration).



For the quantity of crimpings take notice of the preceding charts.  
(These you are able to find on the following page)



# Traction - specified value

| cross section<br>mm <sup>2</sup> | Values for crimpings up to 10 mm <sup>2</sup> (except end ferrules)<br>(EN 60352 part 2 release 10/2002)   |          |          | Values for aluminium crimpings from 16 mm <sup>2</sup><br>(VDE 0220 part 100 cross-section x 40)                 |          |          |
|----------------------------------|--|----------|----------|--|----------|----------|
|                                  | traction 100 %   | 130 %    | 150 %    | traction 100 %   | 130 %    | 150 %    |
| 0.2                              |  |          |          | 28 N   |          |          |
| 0.34                             |  |          |          | 40 N   |          |          |
| 0.5                              | 60 N   | 78 N     | 90 N     | 56 N   |          |          |
| 0.75                             | 85 N   | 111 N    | 128 N    | 84 N   |          |          |
| 1                                | 108 N  | 140 N    | 162 N    | 108 N  |          |          |
| 1.5                              | 150 N  | 195 N    | 225 N    | 150 N  |          |          |
| 2.5                              | 230 N  | 299 N    | 345 N    | 230 N  |          |          |
| 4                                | 310 N  | 403 N    | 465 N    | 310 N  |          |          |
| 6                                | 360 N  | 468 N    | 540 N    | 360 N  |          |          |
| 10                               | 380 N  | 494 N    | 570 N    |  |          |          |
|                                  | Values for copper crimpings from 10 mm <sup>2</sup><br>DIN EN 61238-1 release 3/2004<br>except end ferrules (VDE 0220 part 100 cross-section x 60)<br>calculation: |          |          | Values for aluminium crimpings from 16 mm <sup>2</sup><br>(VDE 0220 part 100 cross-section x 40)<br>calculation: |          |          |
|                                  | traction 100 %   | 130 %    | 150 %    | traction 100 %   | 130 %    | 150 %    |
| 10                               | 600 N  | 780 N    | 900 N    | 640 N  | 832 N    | 960 N    |
| 16                               | 960 N  | 1.248 N  | 1.440 N  | 1.000 N  | 1.300 N  | 1.500 N  |
| 25                               | 1.500 N  | 1.950 N  | 2.250 N  | 1.400 N  | 1.820 N  | 2.100 N  |
| 35                               | 2.100 N  | 2.730 N  | 3.150 N  | 2.000 N  | 2.600 N  | 3.000 N  |
| 50                               | 3.000 N  | 3.900 N  | 4.500 N  | 2.800 N  | 3.640 N  | 4.200 N  |
| 70                               | 4.200 N  | 5.490 N  | 6.300 N  | 3.800 N  | 4.940 N  | 5.700 N  |
| 95                               | 5.700 N  | 7.410 N  | 8.550 N  | 4.800 N  | 6.240 N  | 7.200 N  |
| 120                              | 7.200 N  | 9.360 N  | 10.800 N | 6.000 N  | 7.800 N  | 9.000 N  |
| 150                              | 9.000 N  | 11.700 N | 13.500 N | 7.400 N  | 9.620 N  | 11.100 N |
| 185                              | 11.100 N   | 14.430 N | 16.650 N | 9.600 N  | 12.480 N | 14.400 N |
| 240                              | 14.400 N   | 18.720 N | 21.600 N | 12.000 N   | 15.600 N | 18.000 N |
| 300                              | 18.000 N   | 23.400 N | 27.000 N | 16.000 N   | 20.800 N | 24.000 N |
| 400                              | 24.000 N*  |          |          | 20.000 N   | 26.000 N | 30.000 N |
| 500                              | 30.000 N*  |          |          | 25.000 N*  |          |          |
| 625                              | 37.500 N*  |          |          | 32.000 N*  |          |          |
| 800                              | 48.000 N*  |          |          |  |          |          |
| 1.000                            | 60.000 N*  |          |          |  |          |          |

Note: \* The maximum value of VDE 2002 T100 is 20.000 N!

To pass the test according to the norm, the conductor in the crimping connection may not slide by 100 % of the traction during 60 seconds holding time.

# Crimping instructions for euro-series

## Crimping instructions

Minimum necessary crimping quantity of cable lugs and connectors for euro-series. (WM-crimping):

## Crimping tools and order numbers

| Cross section<br>in mm | crimping<br>quantity x width | PZ RK 6/70<br>1500440000 | PZ RK 10/120<br>1500450000 | EPG 45<br>1500830000 | EPG 60<br>2453810000 | HPG 60<br>2453820000 | APG 80<br>1502390000 |
|------------------------|------------------------------|--------------------------|----------------------------|----------------------|----------------------|----------------------|----------------------|
| 6                      | 1 x 5 mm                     |                          |                            |                      |                      |                      |                      |
|                        | 1 x 7 mm                     |                          |                            |                      |                      |                      |                      |
| 10                     | 1 x 5 mm                     |                          |                            |                      |                      |                      |                      |
|                        | 1 x 7 mm                     |                          |                            |                      |                      |                      |                      |
| 16                     | 2 x 5 mm                     |                          |                            |                      |                      |                      |                      |
|                        | 1 x 7 mm                     |                          |                            |                      |                      |                      |                      |
| 25                     | 2 x 5 mm                     |                          |                            |                      |                      |                      |                      |
|                        | 1 x 12 mm                    |                          |                            |                      |                      |                      |                      |
| 35                     | 2 x 5 mm                     |                          |                            |                      |                      |                      |                      |
|                        | 1 x 10 mm                    |                          |                            |                      |                      |                      |                      |
|                        | 1 x 12 mm                    |                          |                            |                      |                      |                      |                      |
| 50                     | 2 x 5 mm                     |                          |                            |                      |                      |                      |                      |
|                        | 1 x 12 mm                    |                          |                            |                      |                      |                      |                      |
| 70                     | 2 x 5 mm                     |                          |                            |                      |                      |                      |                      |
|                        | 1 x 12 mm                    |                          |                            |                      |                      |                      |                      |
| 95                     | 2 x 5 mm                     |                          |                            |                      |                      |                      |                      |
|                        | 1 x 12 mm                    |                          |                            |                      |                      |                      |                      |
| 120                    | 3 x 5 mm                     |                          |                            |                      |                      |                      |                      |
|                        | 1 x 10 mm                    |                          |                            |                      |                      |                      |                      |
| 150                    | 3 x 5 mm                     |                          |                            |                      |                      |                      |                      |
| 185                    | 3 x 5 mm                     |                          |                            |                      |                      |                      |                      |
|                        | 2 x 10 mm                    |                          |                            |                      |                      |                      |                      |
| 240                    | 3 x 5 mm                     |                          |                            |                      |                      |                      |                      |
|                        | 3 x 7 mm                     |                          |                            |                      |                      |                      |                      |
| 300                    | 4 x 5 mm                     |                          |                            |                      |                      |                      |                      |
|                        | 3 x 7 mm                     |                          |                            |                      |                      |                      |                      |
| 400                    | 4 x 7 mm                     |                          |                            |                      |                      |                      |                      |

# Crimping instructions for DIN 46235-series and DIN 46267-series

## Crimping instructions

Minimum necessary crimping quantity of cable lugs and connectors  
for DIN 46235-series and DIN 46267-series (Hexagonal-shape-crimping):

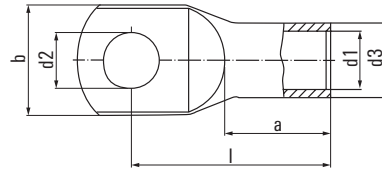
## Crimping tools and order numbers

| cross section<br>in mm | die<br>code | crimping<br>quantity x width | PZ PK 6/70<br>1500470000 | PZ PK 10/120<br>1500480000 | EPG 45<br>1500830000 | EPG 60<br>2453810000 | HPG 60<br>2453820000 | APG 80<br>1502390000 |
|------------------------|-------------|------------------------------|--------------------------|----------------------------|----------------------|----------------------|----------------------|----------------------|
| 6                      | 5           | 1 x 5 mm                     |                          |                            |                      |                      |                      |                      |
|                        |             | 1 x 7 mm                     |                          |                            |                      |                      |                      |                      |
| 10                     | 6           | 1 x 5 mm                     |                          |                            |                      |                      |                      |                      |
|                        |             | 1 x 7 mm                     |                          |                            |                      |                      |                      |                      |
| 16                     | 8           | 2 x 5 mm                     |                          |                            |                      |                      |                      |                      |
|                        |             | 1 x 12 mm                    |                          |                            |                      |                      |                      |                      |
| 25                     | 10          | 2 x 5 mm                     |                          |                            |                      |                      |                      |                      |
|                        |             | 1 x 12 mm                    |                          |                            |                      |                      |                      |                      |
| 35                     | 12          | 2 x 5 mm                     |                          |                            |                      |                      |                      |                      |
|                        |             | 1 x 10 mm                    |                          |                            |                      |                      |                      |                      |
|                        |             | 1 x 12 mm                    |                          |                            |                      |                      |                      |                      |
| 50                     | 14          | 3 x 5 mm                     |                          |                            |                      |                      |                      |                      |
|                        |             | 1 x 12 mm                    |                          |                            |                      |                      |                      |                      |
| 70                     | 16          | 3 x 5 mm                     |                          |                            |                      |                      |                      |                      |
|                        |             | 1 x 12 mm                    |                          |                            |                      |                      |                      |                      |
| 95                     | 18          | 4 x 5 mm                     |                          |                            |                      |                      |                      |                      |
|                        |             | 2 x 10 mm                    |                          |                            |                      |                      |                      |                      |
| 120                    | 20          | 4 x 5 mm                     |                          |                            |                      |                      |                      |                      |
|                        |             | 2 x 10 mm                    |                          |                            |                      |                      |                      |                      |
| 150                    | 22          | 4 x 5 mm                     |                          |                            |                      |                      |                      |                      |
|                        |             | 2 x 10 mm                    |                          |                            |                      |                      |                      |                      |
| 185                    | 25          | 4 x 5 mm                     |                          |                            |                      |                      |                      |                      |
|                        |             | 2 x 10 mm                    |                          |                            |                      |                      |                      |                      |
| 240                    | 28          | 4 x 5 mm                     |                          |                            |                      |                      |                      |                      |
|                        |             | 2 x 13 mm                    |                          |                            |                      |                      |                      |                      |
| 300                    | 32          | 4 x 5 mm                     |                          |                            |                      |                      |                      |                      |
|                        |             | 4 x 7 mm                     |                          |                            |                      |                      |                      |                      |

# Tubular cable lugs and connectors, copper euro-series



K



**Tubular cable lugs 0.5 – 25 mm<sup>2</sup>,  
euro-series**

**Technical data**

Material:

Cu according to DIN EN 13600

Surface:

tin plated

Approvals:

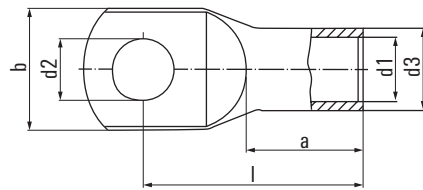


**Ordering data**

|              | Cross-section<br>mm <sup>2</sup> | flat hole<br>M | dimensions in mm |     |      |     |      |     | Qty.<br>(pcs.) | Order No.   | Tool<br>recommendation |        |                           |
|--------------|----------------------------------|----------------|------------------|-----|------|-----|------|-----|----------------|-------------|------------------------|--------|---------------------------|
|              |                                  |                | d1               | d3  | d2   | b   | l    | a   |                |             |                        |        |                           |
| KRN-M3/-0,75 | 0.5 - 0.75                       | 3              | 1.4              | 3   | 3.2  | 6.5 | 12.5 | 6   | 100            | 1495010000* | HTN 21                 |        |                           |
| KRN-M4/-0,75 |                                  | 4              |                  |     | 4.3  | 8.5 | 14   |     | 100            | 1495020000* |                        |        |                           |
| KRN-M5/-0,75 |                                  | 5              |                  |     | 5.3  | 10  | 15   |     | 100            | 1495030000* |                        |        |                           |
| KRN-M3/-1,5  | 1.0 - 1.5                        | 3              | 1.9              | 3.9 | 3.2  | 6.5 | 14   | 6   | 100            | 1495040000* |                        |        |                           |
| KRN-M4/-1,5  |                                  | 4              |                  |     | 4.3  | 8.5 | 15   |     | 100            | 1495050000* |                        |        |                           |
| KRN-M5/-1,5  |                                  | 5              |                  |     | 5.3  | 10  | 16   |     | 100            | 1495070000* |                        |        |                           |
| KRN-M6/-1,5  |                                  | 6              |                  |     | 6.4  | 11  | 18   |     | 100            | 1495080000* |                        |        |                           |
| KRN-M4/-2,5  | 2.5                              | 4              | 2.4              | 4.4 | 4.3  | 8.5 | 15   | 6.5 | 100            | 1495090000* |                        |        |                           |
| KRN-M5/-2,5  |                                  | 5              |                  |     | 5.3  | 10  | 16   |     | 100            | 1495100000* |                        |        |                           |
| KRN-M6/-2,5  |                                  | 6              |                  |     | 6.4  | 11  | 18   |     | 100            | 1495110000* |                        |        |                           |
| KRN-M8/-2,5  |                                  | 8              |                  |     | 8.4  | 13  | 20   |     | 100            | 1495120000* |                        |        |                           |
| KRN-M4/-4    | 4                                | 4              | 3                | 5   | 4.3  | 8.5 | 17   | 8   | 100            | 1495130000* |                        |        |                           |
| KRN-M5/-4    |                                  | 5              |                  |     | 5.3  | 10  | 18   |     | 100            | 1495140000* |                        |        |                           |
| KRN-M6/-4    |                                  | 6              |                  |     | 6.4  | 11  | 20   |     | 100            | 1495150000* |                        |        |                           |
| KRN-M8/-4    |                                  | 8              |                  |     | 8.4  | 14  | 22   |     | 100            | 1495170000* |                        |        |                           |
| KRN-M4/-6    | 6                                | 4              | 3.5              | 6.5 | 4.3  | 10  | 19   | 9   | 100            | 1497150000  | PZ RK 6/70             | EPG 45 | APG 80<br>EPG 60 + HPG 60 |
| KRN-M5/-6    |                                  | 5              |                  |     | 5.3  | 10  | 20   |     | 100            | 1497170000  |                        |        |                           |
| KRN-M6/-6    |                                  | 6              |                  |     | 6.4  | 11  | 21.5 |     | 100            | 1497180000  |                        |        |                           |
| KRN-M8/-6    |                                  | 8              |                  |     | 8.4  | 15  | 24   |     | 100            | 1497190000  |                        |        |                           |
| KRN-M10/-6   |                                  | 10             |                  |     | 10.5 | 18  | 26   |     | 100            | 1497200000  |                        |        |                           |
| KRN-M12/-6   |                                  | 12             |                  |     | 13   | 19  | 27.5 |     | 100            | 1497210000  |                        |        |                           |
| KRN-M4/-10   | 10                               | 4              | 4.5              | 7   | 4.3  | 12  | 20   | 10  | 100            | 1496900000  | PZ RK 10/120           |        |                           |
| KRN-M5/-10   |                                  | 5              |                  |     | 5.3  | 12  | 21   |     | 100            | 1496910000  |                        |        |                           |
| KRN-M6/-10   |                                  | 6              |                  |     | 6.4  | 12  | 22.5 |     | 100            | 1496920000  |                        |        |                           |
| KRN-M8/-10   |                                  | 8              |                  |     | 8.4  | 15  | 25   |     | 100            | 1496930000  |                        |        |                           |
| KRN-M10/-10  |                                  | 10             |                  |     | 10.5 | 18  | 27   |     | 100            | 1496940000  |                        |        |                           |
| KRN-M12/-10  |                                  | 12             |                  |     | 13   | 20  | 28.5 |     | 100            | 1496950000  |                        |        |                           |
| KRN-M5/-16   | 16                               | 5              | 5.5              | 8.5 | 5.3  | 12  | 25   | 13  | 100            | 1496970000  |                        |        |                           |
| KRN-M6/-16   |                                  | 6              |                  |     | 6.4  | 12  | 26.5 |     | 100            | 1496980000  |                        |        |                           |
| KRN-M8/-16   |                                  | 8              |                  |     | 8.4  | 15  | 29   |     | 100            | 1496990000  |                        |        |                           |
| KRN-M10/-16  |                                  | 10             |                  |     | 10.5 | 18  | 31   |     | 100            | 1497000000  |                        |        |                           |
| KRN-M12/-16  |                                  | 12             |                  |     | 13   | 19  | 32   |     | 100            | 1497010000  |                        |        |                           |
| KRN-M5/-25   | 25                               | 5              | 7                | 10  | 5.3  | 15  | 33.5 | 15  | 100            | 1495830000  |                        |        |                           |
| KRN-M6/-25   |                                  | 6              |                  |     | 6.4  | 15  | 31.5 |     | 100            | 1496490000  |                        |        |                           |
| KRN-M8/-25   |                                  | 8              |                  |     | 8.4  | 16  | 33   |     | 100            | 1496500000  |                        |        |                           |
| KRN-M10/-25  |                                  | 10             |                  |     | 10.5 | 18  | 34.5 |     | 100            | 1496510000  |                        |        |                           |
| KRN-M12/-25  |                                  | 12             |                  |     | 13   | 20  | 36   |     | 100            | 1496520000  |                        |        |                           |
| KRN-M14/-25  |                                  | 14             |                  |     | 15   | 22  | 39   |     | 100            | 1496530000  |                        |        |                           |

\* UL not tested

Tubular cable lugs, copper, euro-series



Tubular cable lugs 35 – 300 mm<sup>2</sup>, euro-series

Technical data

Material:  
Surface:  
Approvals:

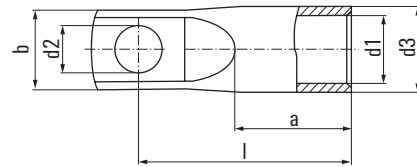
Cu according to DIN EN 13600  
tin plated



Ordering data

| Type         | Cross section mm <sup>2</sup> | flat hole M | dimensions in mm |      |      |      |      |    | weight 100 pcs./kg | Qty (pcs.) | Order No.   | Tool recommendation       |        |                 |        |
|--------------|-------------------------------|-------------|------------------|------|------|------|------|----|--------------------|------------|-------------|---------------------------|--------|-----------------|--------|
|              |                               |             | d1               | d3   | d2   | b    | l    | a  |                    |            |             |                           |        |                 |        |
| KRN-M6/35    | 35                            | 6           | 8.5              | 12   | 6.4  | 17   | 33   | 17 | 2.07               | 100        | 1496540000  | PZ PK 6/70 + PZ RK 10/120 | EPG 45 | EPG 60 + HPG 60 | APG 80 |
| KRN-M8/35    |                               | 8           |                  |      | 8.4  | 17   | 34   |    | 2.18               | 100        | 1496550000  |                           |        |                 |        |
| KRN-M10/35   |                               | 10          |                  |      | 10.5 | 20   | 36.5 |    | 2.19               | 100        | 1496570000  |                           |        |                 |        |
| KRN-M12/35   |                               | 12          |                  |      | 13   | 22   | 37.5 |    | 2.33               | 100        | 1496580000  |                           |        |                 |        |
| KRN-M6/50    | 50                            | 6           | 10               | 14   | 6.4  | 20   | 37   | 19 | 3.01               | 100        | 1496590000  |                           |        |                 |        |
| KRN-M8/50    |                               | 8           |                  |      | 8.4  | 20   | 39   |    | 3.04               | 100        | 1496600000  |                           |        |                 |        |
| KRN-M10/50   |                               | 10          |                  |      | 10.5 | 20   | 40.5 |    | 3.13               | 100        | 1496610000  |                           |        |                 |        |
| KRN-M12/50   |                               | 12          |                  |      | 13   | 23   | 42   |    | 3.13               | 100        | 1496620000  |                           |        |                 |        |
| KRN-M 14/50  |                               | 14          |                  |      | 15   | 23   | 44   |    | 3.51               | 100        | 1495750000  |                           |        |                 |        |
| KRN-M16/50   |                               | 16          |                  |      | 17   | 27   | 46   |    | 3.55               | 100        | 1496630000  |                           |        |                 |        |
| KRN-M20/50   |                               | 20          |                  |      | 21   | 30.5 | 52.5 |    | 3.89               | 100        | 1495840000  |                           |        |                 |        |
| KRN-M6/70    | 70                            | 6           | 12               | 16.5 | 6.4  | 24   | 40.5 | 21 | 4.11               | 25         | 1496640000  |                           |        |                 |        |
| KRN-M8/70    |                               | 8           |                  |      | 8.4  | 24   | 42.5 |    | 4.46               | 25         | 1496650000  |                           |        |                 |        |
| KRN-M10/70   |                               | 10          |                  |      | 10.5 | 24   | 43.5 |    | 4.64               | 25         | 1496670000  |                           |        |                 |        |
| KRN-M12/70   |                               | 12          |                  |      | 13   | 24   | 45   |    | 4.73               | 25         | 1495570000  |                           |        |                 |        |
| KRN-M14/70   |                               | 14          |                  |      | 15   | 25   | 46   |    | 4.91               | 25         | 1495770000  |                           |        |                 |        |
| KRN-M16/70   |                               | 16          |                  |      | 17   | 28   | 48.5 |    | 4.96               | 25         | 1495580000  |                           |        |                 |        |
| KRN-M 20/70  |                               | 20          |                  |      | 21   | 29   | 52   |    | 5.29               | 25         | 1495590000  |                           |        |                 |        |
| KRN-M6/95    | 95                            | 6           | 13.5             | 18   | 6.4  | 26   | 43   | 23 | 4.95               | 25         | 1495820000  |                           |        |                 |        |
| KRN-M8/95    |                               | 8           |                  |      | 8.4  | 26   | 46   |    | 5.36               | 25         | 1495600000  |                           |        |                 |        |
| KRN-M10/95   |                               | 10          |                  |      | 10.5 | 26   | 47   |    | 5.51               | 25         | 1495610000  |                           |        |                 |        |
| KRN-M12/95   |                               | 12          |                  |      | 13   | 26   | 48   |    | 5.51               | 25         | 1495620000  |                           |        |                 |        |
| KRN-M14/95   |                               | 14          |                  |      | 15   | 26   | 51.5 |    | 5.89               | 25         | 1495780000  |                           |        |                 |        |
| KRN-M16/95   |                               | 16          |                  |      | 17   | 28   | 51   |    | 5.85               | 25         | 1495630000  |                           |        |                 |        |
| KRN-M20/95   |                               | 20          |                  |      | 21   | 30   | 55   |    | 6.13               | 25         | 1495640000  |                           |        |                 |        |
| KRN-M8/120   | 120                           | 8           | 15               | 20   | 8.4  | 29   | 49.5 | 26 | 6.88               | 25         | 1495790000  |                           |        |                 |        |
| KRN-M10/120  |                               | 10          |                  |      | 10.5 | 29   | 52   |    | 7.99               | 25         | 1495650000  |                           |        |                 |        |
| KRN-M12/120  |                               | 12          |                  |      | 13   | 29   | 51.5 |    | 7.84               | 25         | 1495670000  |                           |        |                 |        |
| KRN-M14/120  |                               | 14          |                  |      | 15   | 30   | 53   |    | 7.86               | 25         | 1495800000  |                           |        |                 |        |
| KRN-M16/120  |                               | 16          |                  |      | 17   | 30   | 55   |    | 8.07               | 25         | 1495680000  |                           |        |                 |        |
| KRN-M20/120  |                               | 20          |                  |      | 21   | 35   | 60   |    | 8.90               | 25         | 1495690000  |                           |        |                 |        |
| KRN-M8/150   | 150                           | 8           | 16.8             | 21.3 | 8.4  | 31   | 55.5 | 29 | 7.89               | 25         | 1495700000  |                           |        |                 |        |
| KRN-M10/150  |                               | 10          |                  |      | 10.5 | 31   | 56.5 |    | 8.37               | 25         | 1495710000  |                           |        |                 |        |
| KRN-M12/150  |                               | 12          |                  |      | 13   | 31   | 56   |    | 8.07               | 25         | 1495720000  |                           |        |                 |        |
| KRN-M14/150  |                               | 14          |                  |      | 15   | 31   | 57   |    | 8.30               | 25         | 1495810000  |                           |        |                 |        |
| KRN-M16/150  |                               | 16          |                  |      | 17   | 31   | 58   |    | 8.36               | 25         | 1495730000  |                           |        |                 |        |
| KRN-M 20/150 |                               | 20          |                  |      | 21   | 35   | 63   |    | 8.75               | 25         | 1495740000  |                           |        |                 |        |
| KRN-M8/185   | 185                           | 8           | 19               | 24   | 8.4  | 35   | 58   | 30 | 10.37              | 25         | 1497290000* |                           |        |                 |        |
| KRN-M10/185  |                               | 10          |                  |      | 10.5 | 35   | 59   |    | 10.61              | 25         | 1495430000  |                           |        |                 |        |
| KRN-M12/185  |                               | 12          |                  |      | 13   | 35   | 58.5 |    | 10.60              | 25         | 1495440000  |                           |        |                 |        |
| KRN-M14/185  |                               | 14          |                  |      | 15   | 35   | 61   |    | 10.72              | 25         | 1497250000  |                           |        |                 |        |
| KRN-M16/185  |                               | 16          |                  |      | 17   | 35   | 63   |    | 10.86              | 25         | 1495450000  |                           |        |                 |        |
| KRN-M20/185  |                               | 20          |                  |      | 21   | 35   | 66   |    | 11.33              | 25         | 1495470000  |                           |        |                 |        |
| KRN-M8/240   | 240                           | 8           | 21               | 26   | 8.4  | 38   | 67   | 35 | 12.40              | 25         | 1495480000* |                           |        |                 |        |
| KRN-M10/240  |                               | 10          |                  |      | 10.5 | 38   | 67   |    | 12.97              | 25         | 1495490000  |                           |        |                 |        |
| KRN-M12/240  |                               | 12          |                  |      | 13   | 38   | 67   |    | 13.02              | 25         | 1495500000  |                           |        |                 |        |
| KRN-M14/240  |                               | 14          |                  |      | 15   | 38   | 69   |    | 13.36              | 25         | 1497270000  |                           |        |                 |        |
| KRN-M16/240  |                               | 16          |                  |      | 17   | 38   | 69.5 |    | 13.56              | 25         | 1495510000  |                           |        |                 |        |
| KRN-M 20/240 |                               | 20          |                  |      | 21   | 38   | 71   |    | 13.80              | 25         | 1495520000  |                           |        |                 |        |
| KRN-M10/300  | 300                           | 10          | 24               | 30   | 10.5 | 44   | 79.5 | 42 | 20.45              | 20         | 1495530000* |                           |        |                 |        |
| KRN-M12/300  |                               | 12          |                  |      | 13   | 44   | 82   |    | 21.18              | 20         | 1495540000  |                           |        |                 |        |
| KRN-M14/300  |                               | 14          |                  |      | 15   | 44   | 84   |    | 22.19              | 20         | 1497280000  |                           |        |                 |        |
| KRN-M16/300  |                               | 16          |                  |      | 17   | 44   | 85   |    | 21.94              | 20         | 1495550000  |                           |        |                 |        |
| KRN-M20/300  |                               | 20          |                  |      | 21   | 44   | 85   |    | 22.40              | 20         | 1497240000  |                           |        |                 |        |
| KRN-M10/400  | 400                           | 10          | 27.5             | 33.5 | 10.5 | 49   | 92   | 47 | 27.9               | 15         | 2578020000  |                           |        |                 |        |
| KRN-M12/400  |                               | 12          |                  |      | 13   | 49   | 92   |    | 27.85              | 15         | 2578030000  |                           |        |                 |        |
| KRN-M16/400  |                               | 16          |                  |      | 17   | 49   | 92   |    | 27.65              | 15         | 2578040000  |                           |        |                 |        |
| KRN-M20/400  |                               | 20          |                  |      | 21   | 49   | 92   |    | 26.61              | 15         | 2578050000  |                           |        |                 |        |

\* UL not tested



**Tubular cable lugs 35 – 300 mm<sup>2</sup>, euro-series, with narrow flange**

**Technical data**

Material:  
Surface:  
Approvals:

Cu according to DIN EN 13600  
tin plated

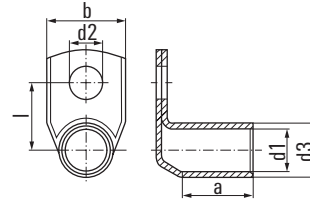


**Ordering data**

| Type           | Cross section<br>mm <sup>2</sup> | flat hole<br>M | dimensions in mm |      |      |    |      |    | weight<br>100 pcs./kg | Qty.<br>(pcs.) | Order No.   | Tool<br>recommendation   |        |                 |        |
|----------------|----------------------------------|----------------|------------------|------|------|----|------|----|-----------------------|----------------|-------------|--------------------------|--------|-----------------|--------|
|                |                                  |                | d1               | d3   | d2   | b  | l    | a  |                       |                |             | PZPK 6/70 + PZ RK 10/120 | EPG 45 | EPG 60 + HPG 60 | APG 80 |
| KRN-M6/-35 S   | 35                               | 6              | 8.5              | 12   | 6.4  | 15 | 33   | 17 | 1.93                  | 25             | 1494790000  | PZPK 6/70 + PZ RK 10/120 | EPG 45 | EPG 60 + HPG 60 | APG 80 |
| KRN-M8/-35 S   |                                  | 8              |                  |      | 8.4  | 15 | 35   |    | 1.90                  | 25             | 1494810000* |                          |        |                 |        |
| KRN-M6/-50 S   | 50                               | 6              | 10               | 14   | 6.4  | 15 | 37   | 19 | 2.69                  | 25             | 1494820000  |                          |        |                 |        |
| KRN-M8/-50 S   |                                  | 8              |                  |      | 8.4  | 17 | 39   |    | 2.79                  | 25             | 1494830000  |                          |        |                 |        |
| KRN-M10/-50 S  |                                  | 10             |                  |      | 10.5 | 17 | 41   |    | 2.99                  | 25             | 1494840000  |                          |        |                 |        |
| KRN-M6/-70 S   | 70                               | 6              | 11.8             | 16.5 | 6.4  | 17 | 41   | 21 | 3.99                  | 25             | 1494850000  |                          |        |                 |        |
| KRN-M8/-70 S   |                                  | 8              |                  |      | 8.4  | 17 | 43   |    | 4.38                  | 25             | 1494860000  |                          |        |                 |        |
| KRN-M10/-70 S  |                                  | 10             |                  |      | 10.5 | 17 | 45   |    | 4.40                  | 25             | 1494870000  |                          |        |                 |        |
| KRN-M12/-70 S  |                                  | 12             |                  |      | 13   | 19 | 46   |    | 4.48                  | 25             | 1494880000  |                          |        |                 |        |
| KRN-M6/-95 S   | 95                               | 6              | 13.5             | 18   | 6.4  | 19 | 43   | 23 | 4.67                  | 25             | 1494430000  |                          |        |                 |        |
| KRN-M8/-95 S   |                                  | 8              |                  |      | 8.4  | 19 | 45   |    | 4.90                  | 25             | 1494890000  |                          |        |                 |        |
| KRN-M10/-95 S  |                                  | 10             |                  |      | 10.5 | 19 | 47   |    | 5.10                  | 25             | 1494900000  |                          |        |                 |        |
| KRN-M12/-95 S  |                                  | 12             |                  |      | 13   | 19 | 48   |    | 5.20                  | 25             | 1494910000  |                          |        |                 |        |
| KRN-M6/-120 S  | 120                              | 6              | 14.7             | 20   | 6.4  | 20 | 49   | 26 | 6.43                  | 10             | 1494410000  |                          |        |                 |        |
| KRN-M8/-120 S  |                                  | 8              |                  |      | 8.4  | 20 | 51   |    | 7.12                  | 10             | 1494420000  |                          |        |                 |        |
| KRN-M10/-120 S |                                  | 10             |                  |      | 10.5 | 20 | 53   |    | 6.70                  | 10             | 1494920000  |                          |        |                 |        |
| KRN-M12/-120 S |                                  | 12             |                  |      | 13   | 20 | 54   |    | 7.12                  | 10             | 1494930000  |                          |        |                 |        |
| KRN-M6/-150 S  | 150                              | 6              | 16.3             | 21.3 | 6.4  | 19 | 53   | 29 | 7.01                  | 10             | 1494440000  |                          |        |                 |        |
| KRN-M8/-150 S  |                                  | 8              |                  |      | 8.4  | 19 | 55   |    | 7.31                  | 10             | 1494940000  |                          |        |                 |        |
| KRN-M10/-150 S |                                  | 10             |                  |      | 10.5 | 19 | 56   |    | 7.63                  | 10             | 1494950000  |                          |        |                 |        |
| KRN-M12/-150 S |                                  | 12             |                  |      | 13   | 22 | 59   |    | 7.63                  | 10             | 1494970000  |                          |        |                 |        |
| KRN-M10/-185 S | 185                              | 10             | 18.7             | 24   | 10.5 | 26 | 60   | 30 | 10.47                 | 10             | 1494980000  |                          |        |                 |        |
| KRN-M12/-185 S |                                  | 12             |                  |      | 13   | 26 | 59.5 |    | 10.27                 | 10             | 1494990000  |                          |        |                 |        |
| KRN-M16/-185 S |                                  | 16             |                  |      | 17   | 26 | 64   |    | 10.81                 | 10             | 1495000000  |                          |        |                 |        |
| KRN-M10/-240 S | 240                              | 10             | 21               | 26   | 10.5 | 30 | 65   | 35 | 12.80                 | 5              | 1494340000  |                          |        |                 |        |
| KRN-M12/-240 S |                                  | 12             |                  |      | 13   | 30 | 65   |    | 11.71                 | 5              | 1494350000  |                          |        |                 |        |
| KRN-M16/-240 S |                                  | 16             |                  |      | 17   | 30 | 68   |    | 12.11                 | 5              | 1494370000  |                          |        |                 |        |
| KRN-M10/-300 S | 300                              | 10             | 23.5             | 30   | 10.5 | 30 | 76   | 42 | 19.66                 | 5              | 1494380000* |                          |        |                 |        |
| KRN-M12/-300 S |                                  | 12             |                  |      | 13   | 30 | 79   |    | 20.08                 | 5              | 1494390000* |                          |        |                 |        |
| KRN-M16/-300 S |                                  | 16             |                  |      | 17   | 30 | 81   |    | 20.60                 | 5              | 1494400000* |                          |        |                 |        |

\* UL not tested

Tubular cable lugs with angle, copper, euro-series



Tubular cable lugs with 90° angle,  
0.5 – 35 mm<sup>2</sup>, euro-series

Technical data

Material:

Cu according to DIN EN 13600

Surface:

tin plated

Approvals:

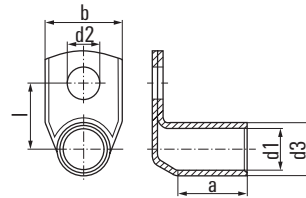


Ordering data

| Type            | Cross-section<br>mm <sup>2</sup> | flat hole<br>M | dimensions in mm |     |      |     |      | weight<br>100 pcs./kg | Qty.<br>(pcs.) | Order No. | Tool<br>recommendation |
|-----------------|----------------------------------|----------------|------------------|-----|------|-----|------|-----------------------|----------------|-----------|------------------------|
|                 |                                  |                | d1               | d3  | d2   | b   | l    | a                     |                |           |                        |
| KWN-M3/-0,75 90 | 0.5 - 0.75                       | 3              | 1.4              | 3   | 3.2  | 6.5 | 7.5  | 5                     | 0.09           | 100       | 1495180000*            |
| KWN-M4/-0,75 90 |                                  | 4              |                  |     | 4.3  | 8.5 | 8.5  |                       | 0.10           | 100       | 1495190000*            |
| KWN-M5/-0,75 90 |                                  | 5              |                  |     | 5.3  | 10  | 9.5  |                       | 0.10           | 100       | 1495200000*            |
| KWN-M3/-1,5 90  | 1.0 - 1.5                        | 3              | 1.9              | 3.9 | 3.2  | 6.5 | 8    | 5                     | 0.16           | 100       | 1495210000*            |
| KWN-M4/-1,5 90  |                                  | 4              |                  |     | 4.3  | 8.5 | 9    |                       | 0.16           | 100       | 1495220000*            |
| KWN-M5/-1,5 90  |                                  | 5              |                  |     | 5.3  | 10  | 10   |                       | 0.16           | 100       | 1495230000*            |
| KWN-M6/-1,5 90  |                                  | 6              |                  |     | 6.4  | 11  | 12   |                       | 0.15           | 100       | 1495240000*            |
| KWN-M4/-2,5 90  | 2.5                              | 4              | 2.4              | 4.4 | 4.3  | 8.5 | 9.2  | 5.5                   | 0.18           | 100       | 1495250000*            |
| KWN-M5/-2,5 90  |                                  | 5              |                  |     | 5.3  | 10  | 10.2 |                       | 0.18           | 100       | 1495270000*            |
| KWN-M6/-2,5 90  |                                  | 6              |                  |     | 6.4  | 11  | 12.2 |                       | 0.22           | 100       | 1495280000*            |
| KWN-M8/-2,5 90  |                                  | 8              |                  |     | 8.4  | 14  | 14.2 |                       | 0.23           | 100       | 1495290000*            |
| KWN-M4/-4 90    | 4                                | 4              | 3                | 5   | 4.3  | 8.5 | 9.5  | 7                     | 0.25           | 100       | 1495300000*            |
| KWN-M5/-4 90    |                                  | 5              |                  |     | 5.3  | 10  | 10.5 |                       | 0.24           | 100       | 1495310000*            |
| KWN-M6/-4 90    |                                  | 6              |                  |     | 6.4  | 11  | 12.5 |                       | 0.29           | 100       | 1495320000*            |
| KWN-M8/-4 90    |                                  | 8              |                  |     | 8.4  | 14  | 14.5 |                       | 0.30           | 100       | 1495330000*            |
| KWN-M4/-6 90    | 6                                | 4              | 3.5              | 6.5 | 4.3  | 10  | 10.3 | 8                     | 0.52           | 100       | 1497220000             |
| KWN-M5/-6 90    |                                  | 5              |                  |     | 5.3  | 11  | 11.2 |                       | 0.56           | 100       | 1496120000             |
| KWN-M6/-6 90    |                                  | 6              |                  |     | 6.4  | 11  | 13.3 |                       | 0.62           | 100       | 1496130000             |
| KWN-M8/-6 90    |                                  | 8              |                  |     | 8.4  | 15  | 15.3 |                       | 0.64           | 100       | 1496140000             |
| KWN-M10/-6 90   |                                  | 10             |                  |     | 10.5 | 18  | 17.2 |                       | 0.68           | 100       | 1496150000             |
| KWN-M12/-6 90   |                                  | 12             |                  |     | 13   | 20  | 18.2 |                       | 0.66           | 100       | 1496170000             |
| KWN-M5/-10 90   | 10                               | 5              | 4.5              | 7   | 5.3  | 12  | 11.5 | 9                     | 0.54           | 100       | 1497020000             |
| KWN-M6/-10 90   |                                  | 6              |                  |     | 6.4  | 12  | 12.5 |                       | 0.59           | 100       | 1497030000             |
| KWN-M8/-10 90   |                                  | 8              |                  |     | 8.4  | 15  | 15.5 |                       | 0.67           | 100       | 1497040000             |
| KWN-M10/-10 90  |                                  | 10             |                  |     | 10.5 | 18  | 17.5 |                       | 0.70           | 100       | 1497050000             |
| KWN-M12/-10 90  |                                  | 12             |                  |     | 13   | 20  | 18.5 |                       | 0.70           | 100       | 1497070000             |
| KWN-M5/-16 90   | 16                               | 5              | 5.5              | 8.5 | 5.3  | 12  | 13   | 12                    | 1.07           | 100       | 1497080000             |
| KWN-M6/-16 90   |                                  | 6              |                  |     | 6.4  | 12  | 14.3 |                       | 1.15           | 100       | 1497090000             |
| KWN-M8/-16 90   |                                  | 8              |                  |     | 8.4  | 15  | 16.3 |                       | 1.20           | 100       | 1497100000             |
| KWN-M10/-16 90  |                                  | 10             |                  |     | 10.5 | 18  | 18.3 |                       | 1.23           | 100       | 1497110000             |
| KWN-M12/-16 90  |                                  | 12             |                  |     | 13   | 20  | 19.3 |                       | 1.23           | 100       | 1497120000             |
| KWN-M6/-25 90   | 25                               | 6              | 7                | 10  | 6.4  | 15  | 15.5 | 14                    | 1.35           | 100       | 1495850000             |
| KWN-M8/-25 90   |                                  | 8              |                  |     | 8.4  | 16  | 17.5 |                       | 1.43           | 100       | 1495870000             |
| KWN-M10/-25 90  |                                  | 10             |                  |     | 10.5 | 18  | 19.5 |                       | 1.57           | 100       | 1495880000             |
| KWN-M12/-25 90  |                                  | 12             |                  |     | 13   | 20  | 20.5 |                       | 1.51           | 100       | 1495890000             |
| KWN-M14/-25 90  |                                  | 14             |                  |     | 15   | 22  | 22.5 |                       | 1.69           | 100       | 1495900000             |
| KWN-M6/-35 90   | 35                               | 6              | 8.5              | 12  | 6.4  | 17  | 16.5 | 16                    | 2.10           | 100       | 1495910000             |
| KWN-M8/-35 90   |                                  | 8              |                  |     | 8.4  | 17  | 18.5 |                       | 2.31           | 100       | 1495920000             |
| KWN-M10/-35 90  |                                  | 10             |                  |     | 10.5 | 20  | 20.5 |                       | 2.36           | 100       | 1495930000             |
| KWN-M12/-35 90  |                                  | 12             |                  |     | 13   | 22  | 21.5 |                       | 2.37           | 100       | 1495940000             |
| KWN-M14/-35 90  |                                  | 14             |                  |     | 15   | 23  | 23.5 |                       | 2.48           | 100       | 1494640000             |
| KWN-M16/-35 90  |                                  | 16             |                  |     | 17   | 28  | 24.5 |                       | 2.48           | 100       | 1494690000             |

\* UL not tested





**Tubular cable lugs with 90° angle,  
50 – 300 mm<sup>2</sup>, euro-series**

**Technical data**

Material:  
Surface:  
Approvals:

Cu according to DIN EN 13600  
tin plated

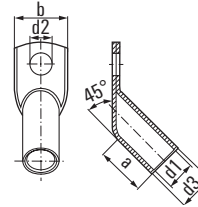


**Ordering data**

| Type            | Cross-section<br>mm <sup>2</sup> | flat hole<br>M | dimensions in mm |      |      |    |      |    | weight<br>100 pcs./kg | Qty.<br>(pcs.) | Order No.  | Tool<br>recommendation  |                             |        |                 |        |
|-----------------|----------------------------------|----------------|------------------|------|------|----|------|----|-----------------------|----------------|------------|-------------------------|-----------------------------|--------|-----------------|--------|
|                 |                                  |                | d1               | d3   | d2   | b  | l    | a  |                       |                |            | PZ PK 6/70 + PZ RK 6/70 | PZ PK 10/120 + PZ RK 10/120 | EPG 45 | EPG 60 + HPG 60 |        |
| KWN-M6/-50 90   | 50                               | 6              | 10               | 14   | 6.4  | 20 | 17.5 | 18 | 3.00                  | 100            | 1495950000 | PZ PK 6/70 + PZ RK 6/70 | PZ PK 10/120 + PZ RK 10/120 | EPG 45 | EPG 60 + HPG 60 | APG 80 |
| KWN-M8/-50 90   |                                  | 8              |                  |      | 8.4  | 20 | 19.5 |    | 3.22                  | 100            | 1495970000 |                         |                             |        |                 |        |
| KWN-M10/-50 90  |                                  | 10             |                  |      | 10.5 | 20 | 21.5 |    | 3.32                  | 100            | 1495980000 |                         |                             |        |                 |        |
| KWN-M12/-50 90  |                                  | 12             |                  |      | 13   | 23 | 22.5 |    | 3.28                  | 100            | 1495990000 |                         |                             |        |                 |        |
| KWN-M14/-50 90  |                                  | 14             |                  |      | 15   | 23 | 24.5 |    | 3.37                  | 100            | 1494650000 |                         |                             |        |                 |        |
| KWN-M16/-50 90  |                                  | 16             |                  |      | 17   | 27 | 28.5 |    | 3.63                  | 100            | 1496000000 |                         |                             |        |                 |        |
| KWN-M20/-50 90  |                                  | 20             |                  |      | 21   | 30 | 32.5 |    | 3.89                  | 100            | 1494710000 |                         |                             |        |                 |        |
| KWN-M6/-70 90   | 70                               | 6              | 12               | 16.5 | 6.4  | 24 | 18.8 | 20 | 4.41                  | 25             | 1496010000 |                         |                             |        |                 |        |
| KWN-M8/-70 90   |                                  | 8              |                  |      | 8.4  | 24 | 20.8 |    | 4.86                  | 25             | 1496020000 |                         |                             |        |                 |        |
| KWN-M10/-70 90  |                                  | 10             |                  |      | 10.5 | 24 | 22.8 |    | 5.06                  | 25             | 1496030000 |                         |                             |        |                 |        |
| KWN-M12/-70 90  |                                  | 12             |                  |      | 13   | 24 | 23.8 |    | 4.94                  | 25             | 1496040000 |                         |                             |        |                 |        |
| KWN-M14/-70 90  |                                  | 14             |                  |      | 15   | 25 | 25.8 |    | 5.19                  | 25             | 1494660000 |                         |                             |        |                 |        |
| KWN-M16/-70 90  |                                  | 16             |                  |      | 17   | 28 | 26.8 |    | 5.11                  | 25             | 1496050000 |                         |                             |        |                 |        |
| KWN-M20/-70 90  |                                  | 20             |                  |      | 21   | 29 | 30.8 |    | 5.26                  | 25             | 1496070000 |                         |                             |        |                 |        |
| KWN-M8/-95 90   | 95                               | 8              | 13.5             | 18   | 8.4  | 26 | 21.5 | 22 | 5.33                  | 25             | 1496080000 |                         |                             |        |                 |        |
| KWN-M10/-95 90  |                                  | 10             |                  |      | 10.5 | 26 | 23.5 |    | 5.59                  | 25             | 1496090000 |                         |                             |        |                 |        |
| KWN-M12/-95 90  |                                  | 12             |                  |      | 13   | 26 | 24.5 |    | 5.66                  | 25             | 1496100000 |                         |                             |        |                 |        |
| KWN-M14/-95 90  |                                  | 14             |                  |      | 15   | 26 | 26.5 |    | 5.89                  | 25             | 1494670000 |                         |                             |        |                 |        |
| KWN-M16/-95 90  |                                  | 16             |                  |      | 17   | 28 | 27.5 |    | 6.00                  | 25             | 1496110000 |                         |                             |        |                 |        |
| KWN-M8/-120 90  | 120                              | 8              | 15               | 20   | 8.4  | 29 | 22.5 | 25 | 7.63                  | 25             | 1494680000 |                         |                             |        |                 |        |
| KWN-M10/-120 90 |                                  | 10             |                  |      | 10.5 | 29 | 24.5 |    | 8.07                  | 25             | 1494450000 |                         |                             |        |                 |        |
| KWN-M12/-120 90 |                                  | 12             |                  |      | 13   | 29 | 25.5 |    | 7.99                  | 25             | 1494470000 |                         |                             |        |                 |        |
| KWN-M16/-120 90 |                                  | 16             |                  |      | 17   | 30 | 28.5 |    | 8.46                  | 25             | 1494480000 |                         |                             |        |                 |        |
| KWN-M8/-150 90  | 150                              | 8              | 16.8             | 21.3 | 8.4  | 31 | 25.7 | 28 | 8.03                  | 25             | 1494490000 |                         |                             |        |                 |        |
| KWN-M10/-150 90 |                                  | 10             |                  |      | 10.5 | 31 | 25.7 |    | 8.07                  | 25             | 1494500000 |                         |                             |        |                 |        |
| KWN-M12/-150 90 |                                  | 12             |                  |      | 13   | 31 | 26.7 |    | 8.29                  | 25             | 1494510000 |                         |                             |        |                 |        |
| KWN-M16/-150 90 |                                  | 16             |                  |      | 17   | 31 | 29.7 |    | 8.50                  | 25             | 1494520000 |                         |                             |        |                 |        |
| KWN-M20/-150 90 |                                  | 20             |                  |      | 21   | 35 | 33.7 |    | 8.89                  | 25             | 1494530000 |                         |                             |        |                 |        |
| KWN-M10/-185 90 | 185                              | 10             | 19               | 24   | 10.5 | 35 | 27   | 29 | 11.41                 | 25             | 1494540000 |                         |                             |        |                 |        |
| KWN-M12/-185 90 |                                  | 12             |                  |      | 13   | 35 | 28   |    | 12.04                 | 25             | 1494550000 |                         |                             |        |                 |        |
| KWN-M16/-185 90 |                                  | 16             |                  |      | 17   | 35 | 31   |    | 12.48                 | 25             | 1494570000 |                         |                             |        |                 |        |
| KWN-M20/-185 90 |                                  | 20             |                  |      | 21   | 35 | 35   |    | 12.70                 | 25             | 1494580000 |                         |                             |        |                 |        |
| KWN-M10/-240 90 | 240                              | 10             | 21               | 26   | 10.5 | 38 | 28   | 34 | 13.32                 | 25             | 1494590000 |                         |                             |        |                 |        |
| KWN-M12/-240 90 |                                  | 12             |                  |      | 13   | 38 | 29   |    | 13.40                 | 25             | 1494610000 |                         |                             |        |                 |        |
| KWN-M16/-240 90 |                                  | 16             |                  |      | 17   | 38 | 32   |    | 13.76                 | 25             | 1494620000 |                         |                             |        |                 |        |
| KWN-M20/-240 90 |                                  | 20             |                  |      | 21   | 38 | 36   |    | 14.23                 | 25             | 1494630000 |                         |                             |        |                 |        |
| KWN-M12/-300 90 | 300                              | 12             | 24               | 30   | 13   | 43 | 31   | 41 | 19.92                 | 20             | 1497300000 |                         |                             |        |                 |        |
| KWN-M16/-300 90 |                                  | 16             |                  |      | 17   | 43 | 34   |    | 20.90                 | 20             | 1497310000 |                         |                             |        |                 |        |
| KWN-M20/-300 90 |                                  | 20             |                  |      | 21   | 43 | 38   |    | 21.81                 | 20             | 1497320000 |                         |                             |        |                 |        |

\* UL not tested

## Tubular cable lugs with angle, copper, euro-series

Tubular cable lugs with 45° angle,  
10 – 240 mm<sup>2</sup>, euro-series

## Technical data

Material:

Cu according to DIN EN 13600

Surface:

tin plated

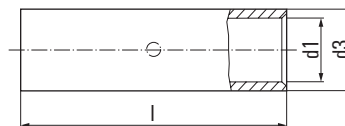
Approvals:



## Ordering data

| Type            | Cross-section<br>mm <sup>2</sup> | flat hole<br>M | dimensions in mm |      |      |    |    | weight<br>100 pcs./kg | Qty.<br>(pcs.) | Order No.   | Tool<br>recommendation |        |                 |
|-----------------|----------------------------------|----------------|------------------|------|------|----|----|-----------------------|----------------|-------------|------------------------|--------|-----------------|
|                 |                                  |                | d1               | d3   | d2   | b  | a  |                       |                |             |                        |        |                 |
| KWN-M5/-10 45   | 10                               | 5              | 4.5              | 7    | 5.3  | 12 | 9  | 0.55                  | 100            | 1496810000  | PZ RK 6/70             | EPG 45 | EPG 60 + HPG 60 |
| KWN-M6/-10 45   |                                  | 6              |                  |      | 6.4  | 12 |    | 0.58                  | 100            | 1496820000  |                        |        |                 |
| KWN-M8/-10 45   |                                  | 8              |                  |      | 8.4  | 15 |    | 0.65                  | 100            | 1496830000  |                        |        |                 |
| KWN-M10/-10 45  |                                  | 10             |                  |      | 10.5 | 18 |    | 0.66                  | 100            | 1496840000* |                        |        |                 |
| KWN-M5/-16 45   | 16                               | 5              | 5.5              | 8.5  | 5.3  | 12 | 12 | 0.95                  | 100            | 1496850000  |                        |        |                 |
| KWN-M6/-16 45   |                                  | 6              |                  |      | 6.4  | 12 |    | 1.02                  | 100            | 1496870000  |                        |        |                 |
| KWN-M8/-16 45   |                                  | 8              |                  |      | 8.4  | 15 |    | 1.17                  | 100            | 1496880000  |                        |        |                 |
| KWN-M10/-16 45  |                                  | 10             |                  |      | 10.5 | 18 |    | 1.17                  | 100            | 1496890000  |                        |        |                 |
| KWN-M6/-25 45   | 25                               | 6              | 7                | 10   | 6.4  | 15 | 14 | 1.39                  | 100            | 1496180000  |                        |        |                 |
| KWN-M8/-25 45   |                                  | 8              |                  |      | 8.4  | 16 |    | 1.51                  | 100            | 1496190000  |                        |        |                 |
| KWN-M10/-25 45  |                                  | 10             |                  |      | 10.5 | 18 |    | 1.66                  | 100            | 1496200000  |                        |        |                 |
| KWN-M12/-25 45  |                                  | 12             |                  |      | 13   | 20 |    | 1.70                  | 100            | 1496210000  |                        |        |                 |
| KWN-M6/-35 45   | 35                               | 6              | 8.5              | 12   | 6.4  | 17 | 16 | 2.17                  | 50             | 1496220000  |                        |        |                 |
| KWN-M8/-35 45   |                                  | 8              |                  |      | 8.4  | 17 |    | 2.23                  | 50             | 1496230000  |                        |        |                 |
| KWN-M10/-35 45  |                                  | 10             |                  |      | 10.5 | 20 |    | 2.34                  | 50             | 1496240000  |                        |        |                 |
| KWN-M12/-35 45  |                                  | 12             |                  |      | 13   | 22 |    | 2.40                  | 50             | 1496250000  |                        |        |                 |
| KWN-M6/-50 45   | 50                               | 6              | 10               | 14   | 6.4  | 20 | 18 | 2.94                  | 50             | 1496270000* |                        |        |                 |
| KWN-M8/-50 45   |                                  | 8              |                  |      | 8.4  | 20 |    | 3.34                  | 50             | 1496280000  |                        |        |                 |
| KWN-M10/-50 45  |                                  | 10             |                  |      | 10.5 | 20 |    | 3.65                  | 50             | 1496290000  |                        |        |                 |
| KWN-M12/-50 45  |                                  | 12             |                  |      | 13   | 23 |    | 3.65                  | 50             | 1496300000  |                        |        |                 |
| KWN-M8/-70 45   | 70                               | 8              | 12               | 16.5 | 8.4  | 24 | 20 | 4.90                  | 25             | 1496310000  |                        |        |                 |
| KWN-M10/-70 45  |                                  | 10             |                  |      | 10.5 | 24 |    | 5.23                  | 25             | 1496320000  |                        |        |                 |
| KWN-M12/-70 45  |                                  | 12             |                  |      | 13   | 24 |    | 5.34                  | 25             | 1496330000  |                        |        |                 |
| KWN-M8/-95 45   | 95                               | 8              | 13.5             | 18   | 8.4  | 26 | 22 | 6.18                  | 25             | 1496340000  |                        |        |                 |
| KWN-M10/-95 45  |                                  | 10             |                  |      | 10.5 | 26 |    | 6.20                  | 25             | 1496350000  |                        |        |                 |
| KWN-M12/-95 45  |                                  | 12             |                  |      | 13   | 26 |    | 6.20                  | 25             | 1496370000  |                        |        |                 |
| KWN-M16/-95 45  |                                  | 16             |                  |      | 17   | 28 |    | 6.80                  | 25             | 1496380000* |                        |        |                 |
| KWN-M8/-120 45  | 120                              | 8              | 15               | 20   | 8.4  | 29 | 25 | 7.80                  | 25             | 1496390000  |                        |        |                 |
| KWN-M10/-120 45 |                                  | 10             |                  |      | 10.5 | 29 |    | 8.90                  | 25             | 1496400000  |                        |        |                 |
| KWN-M12/-120 45 |                                  | 12             |                  |      | 13   | 29 |    | 8.91                  | 25             | 1496410000  |                        |        |                 |
| KWN-M16/-120 45 |                                  | 16             |                  |      | 17   | 30 |    | 9.31                  | 25             | 1496420000  |                        |        |                 |
| KWN-M8/-150 45  | 150                              | 8              | 16.8             | 21.3 | 8.4  | 31 | 28 | 11.31                 | 25             | 1496430000* |                        |        |                 |
| KWN-M10/-150 45 |                                  | 10             |                  |      | 10.5 | 31 |    | 9.80                  | 25             | 1496440000  |                        |        |                 |
| KWN-M12/-150 45 |                                  | 12             |                  |      | 13   | 31 |    | 9.68                  | 25             | 1496450000  |                        |        |                 |
| KWN-M16/-150 45 |                                  | 16             |                  |      | 17   | 31 |    | 10.12                 | 25             | 1496470000  |                        |        |                 |
| KWN-M20/-150 45 |                                  | 20             |                  |      | 21   | 35 |    | 10.12                 | 25             | 1496480000* |                        |        |                 |
| KWN-M10/-185 45 | 185                              | 10             | 19               | 24   | 10.5 | 35 | 29 | 12.35                 | 20             | 1495340000  |                        |        |                 |
| KWN-M12/-185 45 |                                  | 12             |                  |      | 13   | 35 |    | 12.24                 | 20             | 1495350000  |                        |        |                 |
| KWN-M16/-185 45 |                                  | 16             |                  |      | 17   | 35 |    | 12.84                 | 20             | 1495370000  |                        |        |                 |
| KWN-M20/-185 45 |                                  | 20             |                  |      | 21   | 35 |    | 13.99                 | 20             | 1495380000  |                        |        |                 |
| KWN-M12/-240 45 | 240                              | 12             | 21               | 26   | 13   | 38 | 34 | 15.46                 | 15             | 1495400000  |                        |        |                 |
| KWN-M16/-240 45 |                                  | 16             |                  |      | 17   | 38 |    | 16.51                 | 15             | 1495410000  |                        |        |                 |
| KWN-M20/-240 45 |                                  | 20             |                  |      | 21   | 38 |    | 17.04                 | 15             | 1495420000  |                        |        |                 |

\* UL not tested



**Joint connector 0.5 – 240 mm<sup>2</sup>  
euro-series**

**Technical data**

Material: Cu according to DIN EN 13600  
 Surface: tin plated  
 Type: with wirestop

**Ordering data**

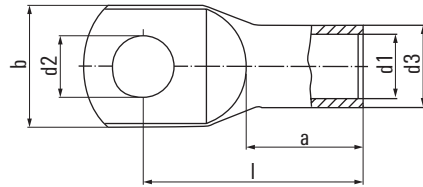
| Type            | Cross-section<br>mm <sup>2</sup> | dimensions in mm |      |    | weight<br>100 pcs./kg | Qty.<br>(pcs.) | Order No.  | Tool<br>recommendation |        |                            |                 |
|-----------------|----------------------------------|------------------|------|----|-----------------------|----------------|------------|------------------------|--------|----------------------------|-----------------|
|                 |                                  | d1               | d3   | l  |                       |                |            | HTN 21                 | EPG 45 | PZ RK 6/70<br>PZ RK 10/120 | EPG 60 + HPG 60 |
| VSTN-M0,5/-0,75 | 0.5 - 0.75                       | 1.4              | 3    | 15 | 0.08                  | 100            | 1497330000 |                        |        |                            |                 |
| VSTN-M1/-1,5    | 1.0 - 1.5                        | 1.9              | 3.9  | 15 | 0.12                  | 100            | 1497340000 |                        |        |                            |                 |
| VSTN/-2,5       | 2.5                              | 2.4              | 4.4  | 16 | 0.15                  | 100            | 1497350000 |                        |        |                            |                 |
| VSTN/-4         | 4                                | 3                | 5    | 19 | 0.21                  | 100            | 1497370000 |                        |        |                            |                 |
| VSTN/-6         | 6                                | 3.5              | 6.5  | 25 | 0.51                  | 100            | 1494720000 |                        |        |                            |                 |
| VSTN/-10        | 10                               | 4.5              | 7    | 30 | 0.60                  | 50             | 1497130000 |                        |        |                            |                 |
| VSTN/-16        | 16                               | 5.5              | 8.5  | 35 | 1.00                  | 50             | 1497140000 |                        |        |                            |                 |
| VSTN/-25        | 25                               | 7                | 10   | 40 | 1.41                  | 50             | 1494730000 |                        |        |                            |                 |
| VSTN/-35        | 35                               | 8.5              | 12   | 45 | 2.16                  | 50             | 1494740000 |                        |        |                            |                 |
| VSTN/-50        | 50                               | 10               | 14   | 50 | 3.32                  | 50             | 1494750000 |                        |        |                            |                 |
| VSTN/-70        | 70                               | 12               | 16.5 | 55 | 4.91                  | 50             | 1494760000 |                        |        |                            |                 |
| VSTN/-95        | 95                               | 13.5             | 18   | 60 | 6.09                  | 50             | 1494770000 |                        |        |                            |                 |
| VSTN/-120       | 120                              | 15               | 20   | 65 | 7.88                  | 25             | 1494780000 |                        |        |                            |                 |
| VSTN/-150       | 150                              | 16.8             | 21.3 | 70 | 8.68                  | 25             | 1497380000 |                        |        |                            |                 |
| VSTN/-185       | 185                              | 19               | 24   | 75 | 11.63                 | 25             | 1497390000 |                        |        |                            |                 |
| VSTN/-240       | 240                              | 21               | 26   | 85 | 14.22                 | 25             | 1497400000 |                        |        |                            |                 |



# Crimp cable lugs, copper DIN 46235



K



### Crimp cable lugs, copper 6 – 95 mm<sup>2</sup>, DIN 46235

#### Technical data

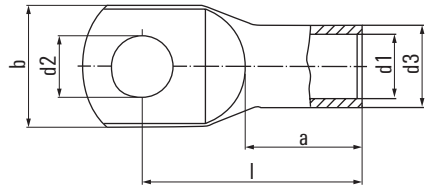
Material: Cu according to DIN EN 13600  
Surface: tin plated

#### Ordering data

| Type      | Cross-section<br>mm <sup>2</sup> | flat hole<br>M | die<br>code | d1   | d3   | d2   | b    | l    | a  | weight<br>100 pcs./kg | Qty.<br>(pcs.) | Order No.  | Tool<br>recommendation           |
|-----------|----------------------------------|----------------|-------------|------|------|------|------|------|----|-----------------------|----------------|------------|----------------------------------|
| KP-M5/6   | 6                                | 5              | 5           | 3.7  | 5.5  | 5.3  | 8.5  | 24   | 10 | 0.31                  | 100            | 1497840000 | PZ PK 6/70 + PZ PK 10/120        |
| KP-M6/6   |                                  | 6              |             |      |      | 6.4  | 9    | 24   |    | 0.34                  | 100            | 1497850000 |                                  |
| KP-M8/6   |                                  | 8*             |             |      |      | 8.4  | 13   | 26   |    | 0.35                  | 100            | 1497860000 |                                  |
| KP-M5/10  | 10                               | 5              | 6           | 4.4  | 6    | 5.3  | 10   | 27   | 10 | 0.35                  | 100            | 1497870000 | PZ PK 10/120                     |
| KP-M6/10  |                                  | 6              |             |      |      | 6.4  | 10   | 27   |    | 0.37                  | 100            | 1497880000 |                                  |
| KP-M8/10  |                                  | 8*             |             |      |      | 8.4  | 13   | 28   |    | 0.38                  | 100            | 1497890000 |                                  |
| KP-M10/10 |                                  | 10*            |             |      |      | 10.5 | 15   | 29   |    | 0.38                  | 100            | 1497910000 |                                  |
| KP-M5/16  | 16                               | 5*             | 8           | 5.5  | 8.5  | 5.3  | 13   | 36   | 20 | 1.22                  | 100            | 1497920000 | CTN 25 D5                        |
| KP-M6/16  |                                  | 6              |             |      |      | 6.4  | 13   | 36   |    | 1.27                  | 100            | 1497930000 |                                  |
| KP-M8/16  |                                  | 8              |             |      |      | 8.4  | 13   | 37   |    | 1.30                  | 100            | 1497940000 |                                  |
| KP-M10/16 |                                  | 10             |             |      |      | 10.5 | 16.5 | 38   |    | 1.32                  | 100            | 1497950000 |                                  |
| KP-M12/16 |                                  | 12*            |             |      |      | 13   | 19   | 40   |    | 1.35                  | 100            | 1497960000 |                                  |
| KP-M6/25  | 25                               | 6              | 10          | 7    | 10   | 6.4  | 14   | 39   | 20 | 1.62                  | 100            | 1497970000 | EPG 45, APG 80 + EPG 60 + HPG 60 |
| KP-M8/25  |                                  | 8              |             |      |      | 8.4  | 17   | 39   |    | 1.73                  | 100            | 1497980000 |                                  |
| KP-M10/25 |                                  | 10             |             |      |      | 10.5 | 17   | 40.5 |    | 1.77                  | 100            | 1497990000 |                                  |
| KP-M12/25 |                                  | 12             |             |      |      | 13   | 18   | 40.5 |    | 1.72                  | 100            | 1498000000 |                                  |
| KP-M16/25 |                                  | 16*            |             |      |      | 17   | 22   | 45   |    | 1.99                  | 100            | 1498010000 |                                  |
| KP-M6/35  | 35                               | 6*             | 12          | 8.2  | 12.5 | 6.4  | 17.5 | 42.5 | 20 | 3.12                  | 100            | 1498020000 |                                  |
| KP-M8/35  |                                  | 8              |             |      |      | 8.4  | 18   | 42   |    | 3.19                  | 100            | 1498030000 |                                  |
| KP-M10/35 |                                  | 10             |             |      |      | 10.5 | 20   | 42.5 |    | 3.17                  | 100            | 1498040000 |                                  |
| KP-M12/35 |                                  | 12             |             |      |      | 13   | 21   | 44   |    | 3.11                  | 100            | 1498050000 |                                  |
| KP-M16/35 |                                  | 16*            |             |      |      | 17   | 28   | 47   |    | 3.14                  | 100            | 1498060000 |                                  |
| KP-M6/50  | 50                               | 6*             | 14          | 9.8  | 14.5 | 6.4  | 20   | 52   | 28 | 4.67                  | 100            | 1498510000 |                                  |
| KP-M8/50  |                                  | 8              |             |      |      | 8.4  | 20   | 52   |    | 5.00                  | 100            | 1498070000 |                                  |
| KP-M10/50 |                                  | 10             |             |      |      | 10.5 | 22   | 52   |    | 4.94                  | 100            | 1498080000 |                                  |
| KP-M12/50 |                                  | 12             |             |      |      | 13   | 23   | 52   |    | 4.91                  | 100            | 1498090000 |                                  |
| KP-M14/50 |                                  | 14*            |             |      |      | 15   | 26   | 53.5 |    | 4.94                  | 100            | 1498570000 |                                  |
| KP-M16/50 |                                  | 16             |             |      |      | 17   | 28   | 55.5 |    | 5.04                  | 100            | 1498110000 |                                  |
| KP-M20/50 |                                  | 20*            |             |      |      | 21   | 30   | 61.5 |    | 5.56                  | 100            | 1498120000 |                                  |
| KP-M8/70  | 70                               | 8              | 16          | 11.3 | 16.5 | 8.4  | 24   | 56   | 28 | 6.54                  | 50             | 1498130000 |                                  |
| KP-M10/70 |                                  | 10             |             |      |      | 10.5 | 24   | 56   |    | 6.54                  | 50             | 1498140000 |                                  |
| KP-M12/70 |                                  | 12             |             |      |      | 13   | 24   | 56.5 |    | 6.57                  | 50             | 1498150000 |                                  |
| KP-M14/70 |                                  | 14*            |             |      |      | 15   | 24   | 55.5 |    | 6.00                  | 50             | 1498560000 |                                  |
| KP-M16/70 |                                  | 16             |             |      |      | 17   | 29   | 57   |    | 6.92                  | 50             | 1498160000 |                                  |
| KP-M20/70 |                                  | 20*            |             |      |      | 21   | 31   | 61   |    | 6.99                  | 50             | 1498170000 |                                  |
| KP-M8/95  | 95                               | 8*             | 18          | 13.5 | 19   | 8.4  | 28   | 65   | 35 | 9.36                  | 50             | 1498180000 |                                  |
| KP-M10/95 |                                  | 10             |             |      |      | 10.5 | 28   | 65.5 |    | 9.55                  | 50             | 1498190000 |                                  |
| KP-M12/95 |                                  | 12             |             |      |      | 13   | 28   | 65.5 |    | 9.45                  | 50             | 1498210000 |                                  |
| KP-M14/95 |                                  | 14*            |             |      |      | 15   | 28   | 65.5 |    | 9.43                  | 50             | 1498520000 |                                  |
| KP-M16/95 |                                  | 16             |             |      |      | 17   | 30   | 65.5 |    | 9.44                  | 50             | 1498220000 |                                  |
| KP-M20/95 |                                  | 20*            |             |      |      | 21   | 33   | 71   |    | 9.86                  | 50             | 1498230000 |                                  |

\* not standardized, tube measurements in accordance with DIN 46235

**Crimp cable lugs, copper, DIN 46235**



**Crimp cable lugs, copper,  
120 - 300 mm<sup>2</sup>, DIN 46235**

**Technical data**

Material: Cu according to DIN EN 13600  
 Surface: tin plated

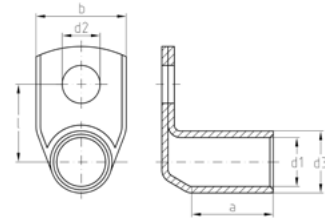
**Ordering data**

| Type        | Cross-section<br>mm <sup>2</sup> | flat hole<br>M | die<br>code | d1   | d3   | dimensions in mm |      |      |    | weight<br>100 pcs./kg | Qty.<br>(pcs.) | Order No.  | Tool<br>recommendation |        |        |                 |
|-------------|----------------------------------|----------------|-------------|------|------|------------------|------|------|----|-----------------------|----------------|------------|------------------------|--------|--------|-----------------|
|             |                                  |                |             |      |      | d2               | b    | l    | a  |                       |                |            |                        |        |        |                 |
| KP-M8/-120  | 120                              | 8*             | 20          | 15.5 | 21   | 8.4              | 31   | 70   | 35 | 11.35                 | 50             | 1498480000 | PZ PK 10/120           | EPG 45 | APG 80 | EPG 60 + HPG 60 |
| KP-M10/-120 |                                  | 10             |             |      |      | 10.5             | 31   | 70   |    | 11.40                 | 50             | 1498240000 |                        |        |        |                 |
| KP-M12/-120 |                                  | 12             |             |      |      | 13               | 31   | 70.5 |    | 11.43                 | 50             | 1498250000 |                        |        |        |                 |
| KP-M14/-120 |                                  | 14*            |             |      |      | 15               | 31   | 70   |    | 11.41                 | 50             | 1498490000 |                        |        |        |                 |
| KP-M16/-120 |                                  | 16             |             |      |      | 17               | 31.5 | 70   |    | 11.36                 | 50             | 1498270000 |                        |        |        |                 |
| KP-M20/-120 |                                  | 20             |             |      |      | 21               | 36   | 72   |    | 11.51                 | 50             | 1498280000 |                        |        |        |                 |
| KP-M8/-150  | 150                              | 8*             | 22          | 17   | 23.5 | 8.4              | 34   | 79   | 35 | 16.40                 | 25             | 1498290000 |                        |        |        |                 |
| KP-M10/-150 |                                  | 10             |             |      |      | 10.5             | 34   | 79   |    | 16.46                 | 25             | 1498310000 |                        |        |        |                 |
| KP-M12/-150 |                                  | 12             |             |      |      | 13               | 34   | 78.5 |    | 16.53                 | 25             | 1498320000 |                        |        |        |                 |
| KP-M14/-150 |                                  | 14*            |             |      |      | 15               | 34   | 78   |    | 16.49                 | 25             | 1498580000 |                        |        |        |                 |
| KP-M16/-150 |                                  | 16             |             |      |      | 17               | 34   | 78   |    | 16.35                 | 25             | 1498330000 |                        |        |        |                 |
| KP-M20/-150 |                                  | 20             |             |      |      | 21               | 38   | 78   |    | 16.34                 | 25             | 1498340000 |                        |        |        |                 |
| KP-M8/-185  | 185                              | 8*             | 25          | 19   | 25.5 | 8.4              | 37   | 83   | 40 | 18.50                 | 25             | 1498540000 |                        |        |        |                 |
| KP-M10/-185 |                                  | 10             |             |      |      | 10.5             | 37   | 83   |    | 18.50                 | 25             | 1498350000 |                        |        |        |                 |
| KP-M12/-185 |                                  | 12             |             |      |      | 13               | 37   | 82.5 |    | 18.95                 | 25             | 1498360000 |                        |        |        |                 |
| KP-M14/-185 |                                  | 14*            |             |      |      | 15               | 37   | 82   |    | 18.96                 | 25             | 1498590000 |                        |        |        |                 |
| KP-M16/-185 |                                  | 16             |             |      |      | 17               | 37   | 82   |    | 19.41                 | 25             | 1498370000 |                        |        |        |                 |
| KP-M20/-185 |                                  | 20             |             |      |      | 21               | 40   | 83   |    | 19.01                 | 25             | 1498380000 |                        |        |        |                 |
| KP-M10/-240 | 240                              | 10*            | 28          | 21.5 | 29   | 10.5             | 42   | 92   | 40 | 27.10                 | 20             | 1498390000 |                        |        |        |                 |
| KP-M12/-240 |                                  | 12             |             |      |      | 13               | 42.5 | 92   |    | 26.65                 | 20             | 1498410000 |                        |        |        |                 |
| KP-M14/-240 |                                  | 14*            |             |      |      | 15               | 42.5 | 92   |    | 26.73                 | 20             | 1498530000 |                        |        |        |                 |
| KP-M16/-240 |                                  | 16             |             |      |      | 17               | 42.5 | 92   |    | 27.45                 | 20             | 1498420000 |                        |        |        |                 |
| KP-M20/-240 |                                  | 20             |             |      |      | 21               | 45   | 92   |    | 27.67                 | 20             | 1498430000 |                        |        |        |                 |
| KP-M10/-300 | 300                              | 10*            | 32          | 24.5 | 32   | 10.5             | 48.5 | 104  | 50 | 34.80                 | 10             | 1498440000 |                        |        |        |                 |
| KP-M12/-300 |                                  | 12*            |             |      |      | 13               | 48.5 | 104  |    | 34.50                 | 10             | 1498450000 |                        |        |        |                 |
| KP-M14/-300 |                                  | 14*            |             |      |      | 15               | 48.5 | 104  |    | 34.60                 | 10             | 1498550000 |                        |        |        |                 |
| KP-M16/-300 |                                  | 16             |             |      |      | 17               | 48.5 | 100  |    | 34.16                 | 10             | 1498460000 |                        |        |        |                 |
| KP-M20/-300 |                                  | 20             |             |      |      | 21               | 48.5 | 100  |    | 34.46                 | 10             | 1498470000 |                        |        |        |                 |

\* not standardized, tube measurements in accordance with DIN 46235



### Crimp cable lugs, copper with 90° angle, 10 – 300 mm<sup>2</sup>, DIN 46235



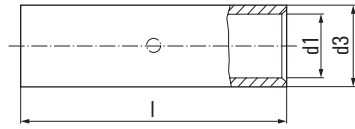
#### Technical data

Material: Cu according to DIN EN 13600  
Surface: tin plated

#### Ordering data

| Type             | Cross-section<br>mm <sup>2</sup> | flat hole<br>M | die<br>code | d1   | d3   | d2   | b    | l    | a  | weight<br>100 pcs./kg (pcs.) | Qty. | Order No.  | Tool<br>recommendation   |
|------------------|----------------------------------|----------------|-------------|------|------|------|------|------|----|------------------------------|------|------------|--|
| KWPN-M6/-10 90   | 10                               | 6              | 6           | 4.4  | 6    | 6.4  | 10   | 13   | 9  | 0.35                         | 100  | 1497420000 | PZ PK 6/70<br>CTN 29 D5<br>EPG 45<br>EPG 60 + HPG 60<br>APG 80 |
| KWPN-M8/-10 90   |                                  | 8              |             |      |      | 8.4  | 13   | 15   |    | 0.37                         | 100  | 1497430000 |  |
| KWPN-M6/-16 90   | 16                               | 6              | 8           | 5.5  | 8.5  | 6.4  | 13   | 14.3 | 20 | 1.29                         | 100  | 1497440000 |  |
| KWPN-M8/-16 90   |                                  | 8              |             |      |      | 8.4  | 13   | 16.3 |    | 1.3                          | 100  | 1497450000 |  |
| KWPN-M10/-16 90  |                                  | 10             |             |      |      | 10.5 | 16.5 | 18.3 |    | 1.14                         | 100  | 1497470000 |  |
| KWPN-M12/-16 90  |                                  | 12             |             |      |      | 13   | 19   | 19.3 |    | 1.17                         | 100  | 1497480000 |  |
| KWPN-M6/-25 90   | 25                               | 6              | 10          | 7    | 10   | 6.4  | 15   | 15.5 | 20 | 1.68                         | 100  | 1497490000 |  |
| KWPN-M8/-25 90   |                                  | 8              |             |      |      | 8.4  | 16   | 17.5 |    | 1.78                         | 100  | 1497510000 |  |
| KWPN-M10/-25 90  |                                  | 10             |             |      |      | 10.5 | 16   | 19.5 |    | 1.84                         | 100  | 1497520000 |  |
| KWPN-M12/-25 90  |                                  | 12             |             |      |      | 13   | 19   | 20.5 |    | 1.82                         | 100  | 1497530000 |  |
| KWPN-M6/-35 90   | 35                               | 6              | 12          | 8.2  | 12.5 | 6.4  | 17   | 16.8 | 20 | 2.74                         | 100  | 1497540000 | PZ PK 10/120 + PZ PK 10/120                                    |
| KWPN-M8/-35 90   |                                  | 8              |             |      |      | 8.4  | 17   | 18.8 |    | 3.04                         | 100  | 1497550000 |  |
| KWPN-M10/-35 90  |                                  | 10             |             |      |      | 10.5 | 19   | 20.8 |    | 3.12                         | 100  | 1497570000 |  |
| KWPN-M12/-35 90  |                                  | 12             |             |      |      | 13   | 21   | 21.8 |    | 3.26                         | 100  | 1497580000 |  |
| KWPN-M8/-50 90   | 50                               | 8              | 14          | 9.8  | 14.5 | 8.4  | 20   | 19.8 | 28 | 4.62                         | 100  | 1497590000 |  |
| KWPN-M10/-50 90  |                                  | 10             |             |      |      | 10.5 | 22   | 21.8 |    | 4.82                         | 100  | 1497610000 |  |
| KWPN-M12/-50 90  |                                  | 12             |             |      |      | 13   | 24   | 22.8 |    | 5.03                         | 100  | 1497620000 |  |
| KWPN-M16/-50 90  |                                  | 16             |             |      |      | 17   | 27   | 25.8 |    | 5.06                         | 100  | 1497630000 |  |
| KWPN-M8/-70 90   | 70                               | 8              | 16          | 11.3 | 16.5 | 8.4  | 24   | 20.8 | 28 | 5.93                         | 25   | 1497640000 |  |
| KWPN-M10/-70 90  |                                  | 10             |             |      |      | 10.5 | 24   | 22.8 |    | 6.51                         | 25   | 1497650000 |  |
| KWPN-M12/-70 90  |                                  | 12             |             |      |      | 13   | 24   | 23.8 |    | 7                            | 25   | 1497660000 |  |
| KWPN-M16/-70 90  |                                  | 16             |             |      |      | 17   | 29   | 26.8 |    | 6.96                         | 25   | 1497680000 |  |
| KWPN-M8/-95 90   | 95                               | 8              | 18          | 13.5 | 19   | 8.4  | 28   | 22   | 35 | 8.5                          | 25   | 1497690000 | PZ PK 10/120 + PZ PK 10/120                                    |
| KWPN-M10/-95 90  |                                  | 10             |             |      |      | 10.5 | 28   | 24   |    | 9.37                         | 25   | 1497710000 |  |
| KWPN-M12/-95 90  |                                  | 12             |             |      |      | 13   | 28   | 25   |    | 9.49                         | 25   | 1497720000 |  |
| KWPN-M16/-95 90  |                                  | 16             |             |      |      | 17   | 32   | 28   |    | 9.67                         | 25   | 1497730000 |  |
| KWPN-M10/-120 90 | 120                              | 10             | 20          | 15.5 | 21   | 10.5 | 32   | 25.5 | 35 | 10.84                        | 25   | 1497750000 |  |
| KWPN-M12/-120 90 |                                  | 12             |             |      |      | 13   | 32   | 26.5 |    | 11                           | 25   | 1497760000 |  |
| KWPN-M16/-120 90 |                                  | 16             |             |      |      | 17   | 32   | 29.5 |    | 11.16                        | 25   | 1497770000 |  |
| KWPN-M20/-120 90 |                                  | 20             |             |      |      | 21   | 38   | 33.5 |    | 12.39                        | 25   | 1497780000 |  |
| KWPN-M8/-150 90  | 150                              | 8              | 22          | 17   | 23.5 | 8.4  | 34   | 26.8 | 35 | 13.87                        | 25   | 1497790000 |  |
| KWPN-M10/-150 90 |                                  | 10             |             |      |      | 10.5 | 34   | 26.8 |    | 14.16                        | 25   | 1497810000 |  |
| KWPN-M12/-150 90 |                                  | 12             |             |      |      | 13   | 34   | 27.8 |    | 14.41                        | 25   | 1497820000 |  |
| KWPN-M16/-150 90 |                                  | 16             |             |      |      | 17   | 34   | 30.8 |    | 14.83                        | 25   | 1497830000 |  |
| KWPN-M20/-150 90 |                                  | 20             |             |      |      | 21   | 34   | 34.8 |    | 15.51                        | 25   | 1496680000 |  |
| KWPN-M8/-185 90  | 185                              | 8              | 25          | 19   | 25.5 | 8.4  | 37   | 25.8 | 40 | 15.7                         | 25   | 1496800000 | PZ PK 10/120 + PZ PK 10/120                                    |
| KWPN-M10/-185 90 |                                  | 10             |             |      |      | 10.5 | 37   | 27.8 |    | 16.81                        | 25   | 1496690000 |  |
| KWPN-M12/-185 90 |                                  | 12             |             |      |      | 13   | 37   | 28.8 |    | 17.29                        | 25   | 1496700000 |  |
| KWPN-M16/-185 90 |                                  | 16             |             |      |      | 17   | 37   | 31.8 |    | 18.09                        | 25   | 1496710000 |  |
| KWPN-M20/-185 90 |                                  | 20             |             |      |      | 21   | 40   | 35.8 |    | 20.2                         | 25   | 1496720000 |  |
| KWPN-M12/-240 90 | 240                              | 12             | 28          | 21.5 | 29   | 13   | 42   | 30.5 | 40 | 22.61                        | 20   | 1496730000 |  |
| KWPN-M16/-240 90 |                                  | 16             |             |      |      | 17   | 42   | 33.5 |    | 24.64                        | 20   | 1496740000 |  |
| KWPN-M20/-240 90 |                                  | 20             |             |      |      | 21   | 42   | 37.5 |    | 25.59                        | 20   | 1496750000 |  |
| KWPN-M12/-300 90 | 300                              | 12             | 32          | 24.5 | 32   | 13   | 48.5 | 32   | 50 | 29.35                        | 10   | 1496770000 |  |
| KWPN-M16/-300 90 |                                  | 16             |             |      |      | 17   | 48.5 | 35   |    | 30.51                        | 10   | 1496780000 |  |
| KWPN-M20/-300 90 |                                  | 20             |             |      |      | 21   | 48.5 | 39   |    | 38.6                         | 10   | 1496790000 |  |

Tubular compression connectors, copper, DIN 46267 part 1



Tubular compression connectors  
6 - 300 mm<sup>2</sup>, DIN 46267 part 1,  
strain relieved

Technical data

Material: Cu according to DIN EN 13600  
Surface: tin plated

Ordering data

| Type     | Cross-section<br>mm <sup>2</sup> | die<br>code | dimensions in mm |      |     | weight<br>100 pcs./kg | Qty.<br>(pcs.) | Order No.  | Tool<br>recommendation |           |              |        |                 |        |
|----------|----------------------------------|-------------|------------------|------|-----|-----------------------|----------------|------------|------------------------|-----------|--------------|--------|-----------------|--------|
|          |                                  |             | d1               | d3   | l   |                       |                |            | PZ PK 6/70             | CTN 25 D5 | PZ PK 10/120 | EPG 45 | EPG 60 + HPG 60 | APG 80 |
| VPN/-6   | 6                                | 5           | 3.7              | 5.5  | 30  | 0.35                  | 100            | 1498610000 |                        |           |              |        |                 |        |
| VPN/-10  | 10                               | 6           | 4.4              | 6    | 30  | 0.35                  | 100            | 1498620000 |                        |           |              |        |                 |        |
| VPN/-16  | 16                               | 8           | 5.5              | 8.5  | 50  | 1.51                  | 100            | 1498630000 |                        |           |              |        |                 |        |
| VPN/-25  | 25                               | 10          | 7                | 10   | 50  | 1.86                  | 100            | 1498640000 |                        |           |              |        |                 |        |
| VPN/-35  | 35                               | 12          | 8.2              | 12.5 | 50  | 3.20                  | 100            | 1498650000 |                        |           |              |        |                 |        |
| VPN/-50  | 50                               | 14          | 9.8              | 14.5 | 56  | 4.64                  | 50             | 1498660000 |                        |           |              |        |                 |        |
| VPN/-70  | 70                               | 16          | 11.3             | 16.5 | 56  | 5.64                  | 50             | 1498670000 |                        |           |              |        |                 |        |
| VPN/-95  | 95                               | 18          | 13.5             | 19   | 70  | 8.98                  | 50             | 1498680000 |                        |           |              |        |                 |        |
| VPN/-120 | 120                              | 20          | 15.5             | 21   | 70  | 10.27                 | 25             | 1498690000 |                        |           |              |        |                 |        |
| VPN/-150 | 150                              | 22          | 17               | 23.5 | 80  | 14.96                 | 25             | 1498710000 |                        |           |              |        |                 |        |
| VPN/-185 | 185                              | 25          | 19               | 25.5 | 85  | 16.78                 | 25             | 1498720000 |                        |           |              |        |                 |        |
| VPN/-240 | 240                              | 28          | 21.5             | 29   | 90  | 23.20                 | 15             | 1498730000 |                        |           |              |        |                 |        |
| VPN/-300 | 300                              | 32          | 24.5             | 32   | 100 | 30.52                 | 10             | 1498740000 |                        |           |              |        |                 |        |

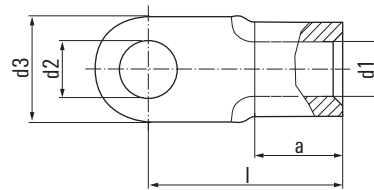




# Terminals noninsulated



K



## Terminals 0.1 – 6 mm<sup>2</sup>, DIN 46234

### Technical data

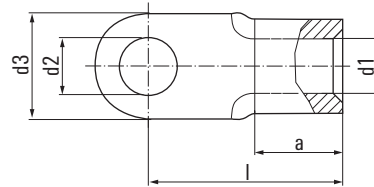
|           |                              |
|-----------|------------------------------|
| Material: | Cu-HCP                       |
| Surface:  | tin plated<br>S = small palm |

### Ordering data

| Type          | Cross-section<br>mm <sup>2</sup> | flat hole<br>M | d1  | d2   | d3  | l  | a | weight<br>100 pcs./kg | Qty.<br>(pcs.) | Order No.  | Tool<br>recommendation |                            |
|---------------|----------------------------------|----------------|-----|------|-----|----|---|-----------------------|----------------|------------|------------------------|----------------------------|
| KQN-M2/-0,5   | 0.1 - 0.5                        | 2              | 1   | 2.2  | 5   | 10 | 4 | 0.02                  | 100            | 1493670000 | HTN 21                 |                            |
| KQN-M3/-0,5   |                                  | 3              |     | 3.2  | 5   | 10 |   | 0.02                  | 100            | 1493680000 |                        |                            |
| KQN-M4/-0,5   |                                  | 4              |     | 4.3  | 6.5 | 12 |   | 0.03                  | 100            | 1493690000 |                        |                            |
| KQN-M5/-0,5   |                                  | 5              |     | 5.3  | 8   | 11 |   | 0.03                  | 100            | 1493700000 |                        |                            |
| KQN-M2/-1     | 0.5 - 1                          | 2*             | 1.6 | 2.2  | 6   | 11 | 5 | 0.06                  | 100            | 1493720000 |                        |                            |
| KQN-M2,5/-1   |                                  | 2.5            |     | 2.7  | 6   | 11 |   | 0.06                  | 100            | 1493730000 |                        |                            |
| KQN-M3/-1     |                                  | 3              |     | 3.2  | 6   | 11 |   | 0.06                  | 100            | 1493740000 |                        |                            |
| KQN-M3,5/-1   |                                  | 3.5            |     | 3.7  | 6   | 11 |   | 0.06                  | 100            | 1493750000 |                        |                            |
| KQN-M4/S/-1   |                                  | 4/S*           |     | 4.3  | 7   | 11 |   | 0.06                  | 100            | 1493760000 |                        |                            |
| KQN-M4/-1     |                                  | 4              |     | 4.3  | 8   | 12 |   | 0.07                  | 100            | 1493770000 |                        |                            |
| KQN-M5/S/-1   |                                  | 5/S*           |     | 5.3  | 8   | 12 |   | 0.06                  | 100            | 1493780000 |                        |                            |
| KQN-M5/-1     |                                  | 5              |     | 5.3  | 10  | 13 |   | 0.08                  | 100            | 1493790000 |                        |                            |
| KQN-M6/-1     |                                  | 6*             |     | 6.5  | 10  | 13 |   | 0.07                  | 100            | 1493800000 |                        |                            |
| KQN-M8/-1     |                                  | 8*             |     | 8.4  | 12  | 17 |   | 0.10                  | 100            | 1493810000 |                        |                            |
| KQN-M10/-1    |                                  | 10*            |     | 10.5 | 14  | 17 |   | 0.10                  | 100            | 1493710000 |                        |                            |
| KQN-M3/-2,5   | 1.5 - 2.5                        | 3              | 2.3 | 3.2  | 6   | 11 | 5 | 0.07                  | 100            | 1493820000 | EPG 45                 |                            |
| KQN-M3,5/-2,5 |                                  | 3.5            |     | 3.7  | 6   | 11 |   | 0.06                  | 100            | 1493830000 |                        |                            |
| KQN-M4/S/-2,5 |                                  | 4/S*           |     | 4.3  | 6.8 | 11 |   | 0.06                  | 100            | 1493840000 |                        |                            |
| KQN-M4/-2,5   |                                  | 4              |     | 4.3  | 8   | 12 |   | 0.08                  | 100            | 1493850000 |                        |                            |
| KQN-M5/S/-2,5 |                                  | 5/S*           |     | 5.3  | 8   | 12 |   | 0.07                  | 100            | 1493870000 |                        |                            |
| KQN-M5/-2,5   |                                  | 5              |     | 5.3  | 10  | 14 |   | 0.10                  | 100            | 1493890000 |                        |                            |
| KQN-M6/-2,5   |                                  | 6              |     | 6.5  | 11  | 16 |   | 0.11                  | 100            | 1493900000 |                        |                            |
| KQN-M8/-2,5   |                                  | 8              |     | 8.4  | 14  | 17 |   | 0.14                  | 100            | 1493910000 |                        |                            |
| KQN-M10/-2,5  |                                  | 10*            |     | 10.5 | 18  | 20 |   | 0.19                  | 100            | 1493930000 |                        |                            |
| KQN-M12/-2,5  |                                  | 12*            |     | 13   | 18  | 20 |   | 0.16                  | 100            | 1493940000 |                        |                            |
| KQN-M4/-6     | 4 - 6                            | 4              | 3.6 | 4.3  | 8   | 14 | 6 | 0.14                  | 100            | 1493950000 |                        | APG 80<br>EPG 60 + HP G 60 |
| KQN-M5/-6     |                                  | 5              |     | 5.3  | 10  | 15 |   | 0.16                  | 100            | 1493960000 |                        |                            |
| KQN-M6/-6     |                                  | 6              |     | 6.5  | 11  | 16 |   | 0.17                  | 100            | 1493970000 |                        |                            |
| KQN-M8/-6     |                                  | 8              |     | 8.4  | 14  | 19 |   | 0.21                  | 100            | 1493980000 |                        |                            |
| KQN-M10/-6    |                                  | 10             |     | 10.5 | 18  | 21 |   | 0.27                  | 100            | 1493990000 |                        |                            |
| KQN-M12/-6    |                                  | 12*            |     | 13   | 18  | 21 |   | 0.23                  | 100            | 1494000000 |                        |                            |

\* not standardized, dimensions similar to DIN 46234

## Terminals ring and fork-type, noninsulated

Terminals 10 – 240 mm<sup>2</sup>,  
DIN 46234

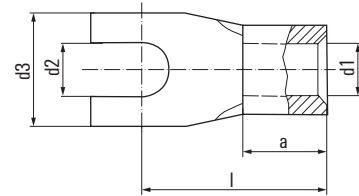
## Technical data

Material: Cu-HCP  
Surface: tin plated

## Ordering data

| Type         | Cross-section<br>mm <sup>2</sup> | flat hole<br>M | dimensions in mm |      |      |    |    | weight<br>100 pcs./kg | Qty.<br>(pcs.) | Order No.  | Tool<br>recommendation |        |                 |        |
|--------------|----------------------------------|----------------|------------------|------|------|----|----|-----------------------|----------------|------------|------------------------|--------|-----------------|--------|
|              |                                  |                | d1               | d2   | d3   | l  | a  |                       |                |            |                        |        |                 |        |
| KQN-M4/-10   | 10                               | 4*             | 4.5              | 4.3  | 10   | 16 | 8  | 0.23                  | 100            | 1494010000 | CTN 25 DA              | EPG 45 | EPG 60 + HPG 60 | APG 80 |
| KQN-M5/-10   |                                  | 5              | 5.3              | 10   | 16   |    |    | 0.22                  | 100            | 1494020000 |                        |        |                 |        |
| KQN-M6/-10   |                                  | 6              | 6.5              | 11   | 17   |    |    | 0.24                  | 100            | 1494030000 |                        |        |                 |        |
| KQN-M8/-10   |                                  | 8              | 8.4              | 14   | 20   |    |    | 0.29                  | 100            | 1494040000 |                        |        |                 |        |
| KQN-M10/-10  |                                  | 10             | 10.5             | 18   | 21   |    |    | 0.35                  | 100            | 1494050000 |                        |        |                 |        |
| KQN-M12/-10  |                                  | 12             | 13               | 22   | 23   |    |    | 0.41                  | 100            | 1494060000 |                        |        |                 |        |
| KQN-M5/-16   | 16                               | 5              | 5.8              | 5.3  | 11   | 20 | 10 | 0.40                  | 100            | 1494070000 |                        |        |                 |        |
| KQN-M6/-16   |                                  | 6              | 6.5              | 11   | 20   |    |    | 0.38                  | 100            | 1494080000 |                        |        |                 |        |
| KQN-M8/-16   |                                  | 8              | 8.4              | 14   | 22   |    |    | 0.42                  | 100            | 1494090000 |                        |        |                 |        |
| KQN-M10/-16  |                                  | 10             | 10.5             | 18   | 24   |    |    | 0.50                  | 100            | 1494100000 |                        |        |                 |        |
| KQN-M12/-16  |                                  | 12             | 13               | 22   | 26   |    |    | 0.58                  | 100            | 1494110000 |                        |        |                 |        |
| KQN-M5/-25   | 25                               | 5              | 7.5              | 5.3  | 12   | 25 | 11 | 0.70                  | 50             | 1494120000 |                        |        |                 |        |
| KQN-M6/-25   |                                  | 6              | 6.5              | 12   | 25   |    |    | 0.71                  | 50             | 1494130000 |                        |        |                 |        |
| KQN-M8/-25   |                                  | 8              | 8.4              | 16   | 25   |    |    | 0.76                  | 50             | 1494140000 |                        |        |                 |        |
| KQN-M10/-25  |                                  | 10             | 10.5             | 18   | 26   |    |    | 0.78                  | 50             | 1494150000 |                        |        |                 |        |
| KQN-M12/-25  |                                  | 12             | 13               | 22   | 31   |    |    | 0.97                  | 50             | 1494160000 |                        |        |                 |        |
| KQN-M16/-25  |                                  | 16             | 17               | 28   | 35   |    |    | 1.20                  | 50             | 1493490000 |                        |        |                 |        |
| KQN-M6/-35   | 35                               | 6              | 9                | 6.5  | 15   | 26 | 12 | 0.97                  | 50             | 1494170000 |                        |        |                 |        |
| KQN-M8/-35   |                                  | 8              | 8.4              | 16   | 26   |    |    | 0.96                  | 50             | 1494180000 |                        |        |                 |        |
| KQN-M10/-35  |                                  | 10             | 10.5             | 18   | 27   |    |    | 1.00                  | 50             | 1494190000 |                        |        |                 |        |
| KQN-M12/-35  |                                  | 12             | 13               | 22   | 31   |    |    | 1.17                  | 50             | 1493130000 |                        |        |                 |        |
| KQN-M16/-35  |                                  | 16             | 17               | 28   | 36   |    |    | 1.41                  | 50             | 1493140000 |                        |        |                 |        |
| KQN-M20/-35  |                                  | 20*            | 21               | 30   | 37.5 | 14 |    | 1.67                  | 50             | 1493520000 |                        |        |                 |        |
| KQN-M6/-50   | 50                               | 6              | 11               | 6.5  | 18   | 34 | 16 | 1.75                  | 50             | 1493510000 |                        |        |                 |        |
| KQN-M8/-50   |                                  | 8              | 8.4              | 18   | 34   |    |    | 1.72                  | 50             | 1493150000 |                        |        |                 |        |
| KQN-M10/-50  |                                  | 10             | 10.5             | 18   | 34   |    |    | 1.66                  | 50             | 1493160000 |                        |        |                 |        |
| KQN-M12/-50  |                                  | 12             | 13               | 22   | 36   |    |    | 1.80                  | 50             | 1493170000 |                        |        |                 |        |
| KQN-M16/-50  |                                  | 16             | 17               | 28   | 40   |    |    | 2.11                  | 50             | 1493180000 |                        |        |                 |        |
| KQN-M20/-50  |                                  | 20*            | 21               | 32   | 41.2 | 18 |    | 2.57                  | 50             | 1493530000 |                        |        |                 |        |
| KQN-M6/-70   | 70                               | 6              | 13               | 6.5  | 22   | 38 | 18 | 2.66                  | 50             | 1493190000 |                        |        |                 |        |
| KQN-M8/-70   |                                  | 8              | 8.4              | 22   | 38   |    |    | 2.34                  | 50             | 1493210000 |                        |        |                 |        |
| KQN-M10/-70  |                                  | 10             | 10.5             | 22   | 38   |    |    | 2.58                  | 50             | 1493220000 |                        |        |                 |        |
| KQN-M12/-70  |                                  | 12             | 13               | 22   | 38   |    |    | 2.49                  | 50             | 1493230000 |                        |        |                 |        |
| KQN-M16/-70  |                                  | 16             | 17               | 28   | 42   |    |    | 2.77                  | 50             | 1493240000 |                        |        |                 |        |
| KQN-M20/-70  |                                  | 20*            | 21               | 32   | 45   | 19 |    | 3.06                  | 50             | 1493250000 |                        |        |                 |        |
| KQN-M8/-95   | 95                               | 8              | 15               | 8.4  | 24   | 42 | 20 | 4.24                  | 25             | 1493260000 |                        |        |                 |        |
| KQN-M10/-95  |                                  | 10             | 10.5             | 24   | 42   |    |    | 4.17                  | 25             | 1493270000 |                        |        |                 |        |
| KQN-M12/-95  |                                  | 12             | 13               | 24   | 42   |    |    | 3.92                  | 25             | 1493280000 |                        |        |                 |        |
| KQN-M16/-95  |                                  | 16             | 17               | 28   | 44   |    |    | 3.94                  | 25             | 1493290000 |                        |        |                 |        |
| KQN-M20/-95  |                                  | 20*            | 21               | 32   | 51.8 |    |    | 4.25                  | 25             | 1493310000 |                        |        |                 |        |
| KQN-M8/-120  | 120                              | 8              | 16.5             | 8.4  | 24   | 44 | 22 | 5.77                  | 25             | 1493320000 |                        |        |                 |        |
| KQN-M10/-120 |                                  | 10             | 10.5             | 24   | 44   |    |    | 5.67                  | 25             | 1493330000 |                        |        |                 |        |
| KQN-M12/-120 |                                  | 12             | 13               | 24   | 44   |    |    | 5.42                  | 25             | 1493340000 |                        |        |                 |        |
| KQN-M16/-120 |                                  | 16             | 17               | 28   | 48   |    |    | 6.21                  | 25             | 1493350000 |                        |        |                 |        |
| KQN-M20/-120 |                                  | 20*            | 21               | 32   | 53   | 21 |    | 5.81                  | 25             | 1493360000 |                        |        |                 |        |
| KQN-M10/-150 | 150                              | 10             | 19               | 10.5 | 30   | 50 | 24 | 8.29                  | 25             | 1493370000 |                        |        |                 |        |
| KQN-M12/-150 |                                  | 12             | 13               | 30   | 50   |    |    | 8.31                  | 25             | 1493380000 |                        |        |                 |        |
| KQN-M16/-150 |                                  | 16             | 17               | 30   | 50   |    |    | 8.01                  | 25             | 1493390000 |                        |        |                 |        |
| KQN-M20/-150 |                                  | 20*            | 21               | 36   | 63   | 27 |    | 7.35                  | 25             | 1493410000 |                        |        |                 |        |
| KQN-M10/-185 | 185                              | 10             | 21               | 10.5 | 36   | 50 | 28 | 11.16                 | 25             | 1493420000 |                        |        |                 |        |
| KQN-M12/-185 |                                  | 12             | 13               | 36   | 50   |    |    | 10.78                 | 25             | 1493430000 |                        |        |                 |        |
| KQN-M16/-185 |                                  | 16             | 17               | 36   | 50   |    |    | 10.61                 | 25             | 1493440000 |                        |        |                 |        |
| KQN-M20/-185 |                                  | 20*            | 21               | 36   | 50   |    |    | 10.17                 | 25             | 1493450000 |                        |        |                 |        |
| KQN-M10/-240 | 240                              | 10             | 23.5             | 10.5 | 38   | 56 | 32 | 15.01                 | 25             | 1493460000 |                        |        |                 |        |
| KQN-M12/-240 |                                  | 12             | 13               | 38   | 56   |    |    | 14.98                 | 25             | 1493470000 |                        |        |                 |        |
| KQN-M16/-240 |                                  | 16             | 17               | 38   | 56   |    |    | 14.53                 | 25             | 1493480000 |                        |        |                 |        |

\* not standardized


**Terminals  
fork-type 0.5 – 16 mm<sup>2</sup>**
**Technical data**

|           |  |
|-----------|--|
| Material: | Cu-HCP (0.5 - 10 mm <sup>2</sup> )<br>Cu-ETP (16 mm <sup>2</sup> ) |
| Surface:  | tin plated<br>S = small palm                                       |

**Ordering data**

| Type           | Cross-section<br>mm <sup>2</sup> | flat hole<br>M | dimensions in mm |     |     |    |    | weight<br>100 pcs./kg | Qty.<br>(pcs.) | Order No.  | Tool<br>recommendation |
|----------------|----------------------------------|----------------|------------------|-----|-----|----|----|-----------------------|----------------|------------|------------------------|
|                |                                  |                | d1               | d2  | d3  | l  | a  |                       |                |            |                        |
| KQNG-M3/-1     | 0.5 - 1                          | C 3            | 1.6              | 3.2 | 6   | 11 | 5  | 0.06                  | 100            | 1493540000 |                        |
| KQNG-M3,5/-1   |                                  | C 3.5          |                  | 3.7 | 6   | 11 |    | 0.05                  | 100            | 1493550000 |                        |
| KQNG-M4/S/-1   |                                  | C 4/S          |                  | 4.3 | 7   | 12 |    | 0.06                  | 100            | 1493560000 |                        |
| KQNG-M4/-1     |                                  | C 4            |                  | 4.3 | 8   | 12 |    | 0.07                  | 100            | 1493570000 |                        |
| KQNG-M5/-1     |                                  | C 5            |                  | 5.3 | 10  | 13 |    | 0.08                  | 100            | 1493580000 |                        |
| KQNG-M6/-1     |                                  | C 6            |                  | 6.5 | 12  | 17 |    | 0.09                  | 100            | 1493590000 |                        |
| KQNG-M3/-2,5   | 1.5 - 2.5                        | C 3            | 2.3              | 3.2 | 6   | 11 | 5  | 0.06                  | 100            | 1493600000 |                        |
| KQNG-M3,5/-2,5 |                                  | C 3.5          |                  | 3.7 | 6.8 | 11 |    | 0.07                  | 100            | 1493610000 |                        |
| KQNG-M4/S/-2,5 |                                  | C 4/S          |                  | 4.3 | 6.8 | 11 |    | 0.06                  | 100            | 1493620000 |                        |
| KQNG-M4/-2,5   |                                  | C 4            |                  | 4.3 | 8   | 12 |    | 0.08                  | 100            | 1493630000 |                        |
| KQNG-M5/-2,5   |                                  | C 5            |                  | 5.3 | 10  | 14 |    | 0.10                  | 100            | 1493640000 |                        |
| KQNG-M6/-2,5   |                                  | C 6            |                  | 6.5 | 11  | 16 |    | 0.11                  | 100            | 1493650000 |                        |
| KQNG-M4/-6     | 4 - 6                            | C 4            | 3.6              | 4.3 | 8   | 14 | 6  | 0.14                  | 100            | 1493660000 |                        |
| KQNG-M5/-6     |                                  | C 5            |                  | 5.3 | 10  | 15 |    | 0.16                  | 100            | 1492650000 |                        |
| KQNG-M6/-6     |                                  | C 6            |                  | 6.5 | 11  | 16 |    | 0.16                  | 100            | 1492660000 |                        |
| KQNG-M8/-6     |                                  | C 8            |                  | 8.4 | 14  | 19 |    | 0.19                  | 100            | 1492670000 |                        |
| KQNG-M5/-10    | 10                               | C 5            | 4.5              | 5.3 | 10  | 16 | 8  | 0.23                  | 100            | 1492680000 |                        |
| KQNG-M6/-10    |                                  | C 6            |                  | 6.5 | 11  | 17 |    | 0.24                  | 100            | 1492690000 |                        |
| KQNG-M6/-16    | 16                               | C 6            | 5.8              | 6.5 | 11  | 20 | 10 | 0.48                  | 50             | 1492700000 |                        |
| KQNG-M8/-16    |                                  | C 8            |                  | 8.4 | 14  | 22 |    | 0.50                  | 50             | 1492710000 |                        |

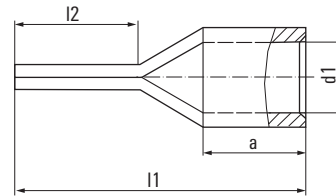
HTN 21

EP G 45

AP G 80 + EP G 60 + HP G 60

CTN 25 D4

Pin cable lugs DIN 46230, noninsulated



Pin cable lugs 0.1 – 95 mm<sup>2</sup>,  
DIN 46230

Technical data

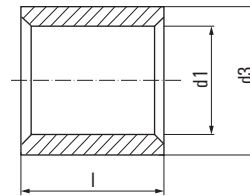
Material: Cu-HCP (0.1 – 6 mm<sup>2</sup>)  
Cu-ETP (10 – 95 mm<sup>2</sup>)  
Surface: tin plated

Ordering data

| Type               | Cross-section<br>mm <sup>2</sup> | dimensions in mm |      |    |    | Ø<br>pin   | weight<br>100 pcs./kg | Qty.<br>(pcs.) | Order No.   | Tool<br>recommendation |  |
|--------------------|----------------------------------|------------------|------|----|----|------------|-----------------------|----------------|-------------|------------------------|--|
|                    |                                  | d1               | l1   | l2 | a  |            |                       |                |             |                        |  |
| KSN/0,1-0,5        | 0.1 – 0.5                        | 1                | 14   | 9  | 4  | 1.2        | 0.02                  | 100            | 1492720000  | HTN 21                 |  |
| KSN/0,5-1,0        | 0.5 – 1                          | 1.6              | 17   | 10 | 5  | 1.9        | 0.06                  | 100            | 1492730000  |                        |  |
| KSN/1,5-2,5        | 1.5 – 2.5                        | 2.3              | 17   | 10 | 5  | 1.9        | 0.07                  | 100            | 1492740000  |                        |  |
| KSN/-2,5           |                                  |                  | 22   | 15 |    |            | 0.09                  | 100            | 1492750000* |                        |  |
| KSN/-6,0           | 4 – 6                            | 3.6              | 20   | 11 | 6  | 2.6        | 0.15                  | 100            | 1492770000  | CTN 25 D4              |  |
| KSN/-10            | 10                               | 4.5              | 22   | 12 | 8  | 2.3 x 4.2  | 0.25                  | 100            | 1492780000  |                        |  |
| KSN/-16            | 16                               | 5.8              | 26   | 13 | 10 | 2.5 x 5.6  | 0.41                  | 100            | 1492790000  |                        |  |
| KSN/-25            | 25                               | 7                | 34.1 | 16 | 14 | 2.5 x 6.9  | 0.66                  | 50             | 1492800000* |                        |  |
| KSN/-35            | 35                               | 8.4              | 41   | 20 | 16 | 3.2 x 8.1  | 1.19                  | 50             | 1492810000* |                        |  |
| KSN/-50            | 50                               | 9.5              | 45.7 | 21 | 19 | 3.7 x 9.5  | 1.88                  | 50             | 1492820000* |                        |  |
| KSN/-70            | 70                               | 11.2             | 55   | 24 | 24 | 4 x 11     | 3.01                  | 50             | 1492830000* |                        |  |
| KSN/-95            | 95                               | 13.5             | 55.5 | 22 | 24 | 5.1 x 12.3 | 4.2                   | 25             | 1492840000* |                        |  |
| * not standardized |                                  |                  |      |    |    |            |                       |                |             |                        |  |

APG 80 + EPG 60 + HPG 60  
EPG 45

**Parallel connectors 0.1 – 150 mm<sup>2</sup>, form A, DIN 46341 part 1**



**Technical data**

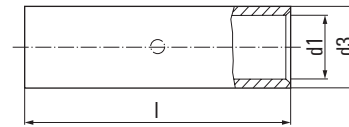
Material: Cu-HCP  
Surface: tin plated

**Ordering data**

| Type         | Cross-section mm <sup>2</sup> | dimensions in mm |      |      | weight 100 pcs./kg | Qty. (pcs.) | Order No.  | Tool recommendation |                                    |
|--------------|-------------------------------|------------------|------|------|--------------------|-------------|------------|---------------------|------------------------------------|
|              |                               | l                | d1   | d3   |                    |             |            |                     |                                    |
| VPLN/0,1-0,5 | 0.1 – 0.5*                    | 5                | 1.2  | 2    | 0.01               | 100         | 1492850000 | HTN 21              | EPG 45<br>APG 80 + EPG 60 + HPG 60 |
| VPLN/0,5-1,0 | 0.5 – 1                       | 7                | 1.6  | 3.3  | 0.04               | 100         | 1492860000 |                     |                                    |
| VPLN/1,5-2,5 | 1.5 – 2.5                     | 7                | 2.3  | 4    | 0.05               | 100         | 1492870000 |                     |                                    |
| VPLN/4-6,0   | 4 – 6                         | 7                | 3.6  | 5.7  | 0.09               | 100         | 1492880000 |                     |                                    |
| VPLN/-10     | 10                            | 9                | 4.6  | 6.8  | 0.15               | 100         | 1492890000 |                     |                                    |
| VPLN/-16     | 16                            | 10               | 5.9  | 8.3  | 0.23               | 100         | 1492900000 |                     |                                    |
| VPLN/-25     | 25                            | 12.5             | 7.7  | 10.7 | 0.45               | 100         | 1492910000 |                     |                                    |
| VPLN/-35     | 35                            | 14               | 9.2  | 12.4 | 0.65               | 100         | 1492920000 |                     |                                    |
| VPLN/-50     | 50                            | 17.5             | 11.2 | 14.8 | 1.13               | 100         | 1492930000 |                     |                                    |
| VPLN/-70     | 70                            | 18               | 13.5 | 17.5 | 1.59               | 100         | 1492940000 |                     |                                    |
| VPLN/-95     | 95                            | 19               | 15   | 20   | 2.34               | 50          | 1492950000 |                     |                                    |
| VPLN/-120    | 120                           | 21               | 16.7 | 22.7 | 3.53               | 50          | 1492960000 |                     |                                    |
| VPLN/-150    | 150                           | 25               | 19   | 25.5 | 5.02               | 50          | 1492970000 |                     |                                    |

\* not standardized

**Joint connector 0.1 – 150 mm<sup>2</sup>, form B, DIN 46341 part 1**



**Technical data**

Material: Cu-HCP  
Surface: tin plated

**Ordering data**

| Type         | Cross-section mm <sup>2</sup> | dimensions in mm |      |      | weight 100 pcs./kg | Qty. (pcs.) | Order No.  | Tool recommendation |                                    |
|--------------|-------------------------------|------------------|------|------|--------------------|-------------|------------|---------------------|------------------------------------|
|              |                               | l                | d1   | d3   |                    |             |            |                     |                                    |
| VSTN/0,1-0,5 | 0.1 – 0.5*                    | 12               | 1.2  | 2    | 0.02               | 100         | 1492980000 | HTN 21              | EPG 45<br>APG 80 + EPG 60 + HPG 60 |
| VSTN/0,5-1   | 0.5 – 1                       | 15               | 1.6  | 3.3  | 0.09               | 100         | 1492990000 |                     |                                    |
| VSTN/1,5-2,5 | 1.5 – 2.5                     | 15               | 2.3  | 4    | 0.11               | 100         | 1493010000 |                     |                                    |
| VSTN/4-6     | 4 – 6                         | 15               | 3.6  | 5.7  | 0.18               | 100         | 1493020000 |                     |                                    |
| VSTN/10      | 10                            | 20               | 4.6  | 6.8  | 0.36               | 100         | 1493030000 |                     |                                    |
| VSTN/16      | 16                            | 26               | 5.9  | 8.3  | 0.61               | 100         | 1493040000 |                     |                                    |
| VSTN/25      | 25                            | 29               | 7.7  | 10.7 | 1.13               | 100         | 1493050000 |                     |                                    |
| VSTN/35      | 35                            | 32               | 9.2  | 12.4 | 1.55               | 100         | 1493060000 |                     |                                    |
| VSTN/50      | 50                            | 38               | 11.2 | 14.8 | 2.44               | 100         | 1493070000 |                     |                                    |
| VSTN/70      | 70                            | 42               | 13.5 | 17.5 | 3.73               | 50          | 1493080000 |                     |                                    |
| VSTN/95      | 95                            | 48               | 15   | 20   | 6.08               | 50          | 1493090000 |                     |                                    |
| VSTN/120     | 120                           | 52               | 16.7 | 22.7 | 8.67               | 50          | 1493110000 |                     |                                    |
| VSTN/150     | 150                           | 56               | 19   | 25.5 | 11.25              | 50          | 1493120000 |                     |                                    |

\* not standardized





# Service and support

|                            |  |     |
|----------------------------|--|-----|
| <b>Service and support</b> | Our expertise for your requirements                  | V.2 |
|                            | Benefit from optimum support when using our products | V.4 |

## Our expertise for your requirements

### Service connects - worldwide

Automation technology functions are becoming more complex in a globally-oriented world facing ambitious targets in terms of energy efficiency and smart production. We are your equal partners for the best connections in Industrial Connectivity. Our worldwide network of industrial managers for machine construction, process automation, energy and traffic engineering and for device manufacturers know the challenges you face and can support you in your specific applications.

Training course on technologies, applications and the detailed functionality of our products is available to you locally or at our headquarter in Germany. Our personal support can answer any questions reliably and expertly. Our online services are available 365 day a year around the clock to provide answers to your questions on our products - from user documentation through software to planning tools.

In short: Weidmüller's global service combines our expertise with your requirements.





### Professional advice on planning

Our global network of industrial managers has extensive experience in automation technology and electrical connectivity. This expertise allows us to assist you with advice and planning support in order to work with you on resolving the everyday challenges of your applications.



### Technology and application training

Industrial automation is moving towards smart production. It faces the challenges of new technologies and applications. Our varied range of training courses develops this knowledge further or provides more in-depth information on the handling of our products and solutions. Our seminars are modular and can be customised. We can train you and your employees in our academy, on your premises if you wish or online in our webinars at any time.



### Customised installation

The challenges for the future are reducing costs and increasing efficiency. This requires intelligent, individual solutions which are tailored to your requirements. We can offer a highly qualified customer-specific production service in our application centre. Whether you need modified products, pre-assembled terminal rails or complete small cabinets: we produce the solutions developed for your application quickly and flexibly.

## Online support and downloads

# Exactly the right help and information on our solutions and products

If our products are used in your automation technology applications, you need the best possible individual support, from planning through installation to operation.

For every stage of your application, we can offer the right tools and information for our products and solutions. Up-to-date, uncomplicated, comprehensive and around the clock via our service portal at [www.weidmueller.com/service](http://www.weidmueller.com/service).

Fast access to our support and services is available via Weidmüller webcodes. Simply select the service you want on the right hand side, then enter the webcode made up of five digits with a preceding hashtag into the search field in the top right corner of [www.weidmueller.com](http://www.weidmueller.com) and it will bring up the details you need.



### Online and personal support

From planning through installation to operation, we can provide exactly the right help and information for each step of your application based on our solutions and products: up-to-date, uncomplicated and comprehensive, around the clock, online or in person.



Visit our website  
for more information

[www.weidmueller.com/service](http://www.weidmueller.com/service)

Let's connect.

## Engineering Support

As a developer, you need simple processes and system-wide tools. We support you in your development environment with comprehensive data, software tools and interfaces, product selection guides and development samples.



### Engineering data

Webcode #01219



### Product software

Webcode #01212



### Whitepaper for device connectivity

Webcode #11359



### Engineering software

Webcode #11377



### Product configurators, product selection guides and samples

Webcode #01214

## Technical data and downloads

Download all the documents and software relating to our products by simply entering the item number. You can also view our Online Catalogue and research the technical properties of our products.



### Find downloads

Webcode #11379




### Products in the Online Catalogue

Webcode #01217



### Security Advisory Board

Webcode #11424



### Product Change Notification

Webcode #11425

## Commercial support

Integrate our product data into your commercial system using standardised interfaces or familiarise yourself with the wide range of products in our technical catalogues.



### Electronic catalogue in BMECat format and other formats

Webcode #11378



### Access our Webshop

Webcode #11382



### Technical catalogue in PDF Format

Webcode #01218

## More offers in online support and downloads

Not found what you are looking for? We have even more to offer you in online support and downloads.



### Approvals, certificates and declaration of conformity

Webcode #11374

Here you will find information on the CE declaration of conformity, on RoHS and REACH and other company related certificates and approvals.



# Index

---

|              |                     |      |
|--------------|---------------------|------|
| <b>Index</b> | Index Type          | X.2  |
|              | Index Order No.     | X.8  |
|              | Addresses worldwide | X.14 |

---



| Type                     | Order No.   | Page |
|--------------------------|-------------|------|
| <b>1</b>                 |             |      |
| 1/4" Handgriff           | 4294820000  | F.15 |
| <b>2</b>                 |             |      |
| 2POL TESTER ZUB          | 2565720000  | G.14 |
| <b>A</b>                 |             |      |
| AIE M-SPX 0,25-1,5 S     | 9204550000  | C.11 |
| AIE M-SPX 1,5-6,0 S      | 9204570000  | C.11 |
| AIE multi-spx 0,75-4"SL  | 9203730000  | C.11 |
| AIE multi-stripax 16 SL  | 9202270000  | C.11 |
| AIE multi-stripax 6-16   | 9202260000  | C.11 |
| AIE multi-stripax ASI    | 9202300000  | C.11 |
| AIE multi-stripax AWG    | 9202280000  | C.11 |
| AIE multi-stripax GKWLW  | 9205770000  | C.11 |
| AIE MULTI-STRIPAX POF    | 1212770000  | C.11 |
| AIE MULTI-STRIPAX PV     | 1204280000  | C.11 |
| AIZ 160                  | 9046440000  | E.7  |
| AKKU APG/AKT             | 1502140000  | D.38 |
| AKKU APG/AKT             | 1502140000  | D.40 |
| AKKU DMS 3               | 9007450000  | F.7  |
| AKKU DMS PRO             | 1479110000* | F.6  |
| AKKU EPG                 | 1500840000  | D.31 |
| AKKU EPG                 | 1500840000  | D.34 |
| AKKU EPG                 | 1500840000  | D.36 |
| AKKU EPG                 | 1500840000  | D.40 |
| AM 12                    | 9030060000  | C.12 |
| AM 16                    | 9204190000  | C.13 |
| AM 25                    | 9001540000  | C.12 |
| AM 35                    | 9001080000  | C.12 |
| AM LWL/PDF               | 9203060000  | D.44 |
| AM-X                     | 2625720000  | C.13 |
| APG 80                   | 1502390000  | D.38 |
| <b>B</b>                 |             |      |
| BATTERIE 1,5V MICRO      | 9201310000  | G.6  |
| BATTERIE 1,5V MICRO      | 9201310000  | G.7  |
| BATTERIE 1,5V MICRO      | 9201310000  | G.16 |
| BATTERIE 1,5V MICRO      | 9201310000  | G.17 |
| BHS 1/4                  | 9009630000  | F.8  |
| BIT E6,3 0,4x2,5x70      | 9202400000  | F.8  |
| BIT E6,3 0,5x3,0x70      | 9202400000  | F.8  |
| BIT E6,3 0,6x3,5x70      | 9024020000  | F.8  |
| BIT E6,3 0,6x4,5x110     | 9205630000  | F.8  |
| BIT E6,3 0,8x4,0x70      | 9024030000  | F.8  |
| BIT E6,3 1,0x5,5x70      | 9024040000  | F.8  |
| BIT E6,3 1,2x6,5x70      | 9022740000  | F.8  |
| BIT E6,3 PH1x70          | 9024080000  | F.8  |
| BIT E6,3 PH2x70          | 9024090000  | F.8  |
| BIT E6,3 PZ1x70          | 9024100000  | F.8  |
| BIT E6,3 PZ2x70          | 9024110000  | F.8  |
| BIT E6,3 T15             | 1318350000  | F.8  |
| BIT E6,3 T20             | 1318370000  | F.8  |
| BIT E6,3 T40             | 1318380000  | F.8  |
| BIT E6,3 0,5x3,0x110     | 9205600000  | F.8  |
| BIT E6,3 0,6x3,5x110     | 9205610000  | F.8  |
| BIT E6,3 0,8x4,0x110     | 9205620000  | F.8  |
| BIT E6,3 1,0x5,5x110     | 9205640000  | F.8  |
| BIT E6,3 1,2x6,5x110     | 9205650000  | F.8  |
| BIT E6,32 0,6x3,5x70     | 9205670000  | F.8  |
| Bit-Box WI DMS 3         | 9024970000  | F.9  |
| BLOCKBATTERIE 9V         | 9004810000  | G.11 |
| BLOCKBATTERIE 9V         | 9004810000  | G.12 |
| BLOCKBATTERIE 9V         | 9004810000  | G.13 |
| <b>C</b>                 |             |      |
| Crimp-Set Kontakte       | 9202640000  | H.28 |
| CRIMP-SET PZ 16          | 9025850000  | H.26 |
| CRIMP-SET PZ 3           | 9028650000  | H.24 |
| CRIMP-SET PZ 4           | 9025800000  | H.24 |
| CRIMP-SET PZ 4 D         | 9028630000  | H.24 |
| CRIMP-SET PZ 50          | 9028850000  | H.26 |
| CRIMP-SET PZ 6 ROTO L    | 9028680000  | H.24 |
| CRIMP-SET PZ 6 ROTO L D  | 9028690000  | H.24 |
| CRIMP-SET PZ 6 ROTO L T  | 9028700000  | H.24 |
| CRIMP-SET PZ 6/5         | 9028740000  | H.25 |
| CRIMP-SET STRIPAX PLUS   | 9028770000  | H.26 |
| CRIMP-SET STRIPAX PLUS D | 9028780000  | H.26 |
| CRIMP-SET STRIPAX PLUS T | 9028790000  | H.26 |
| CRIMPFIX E               | 2439140000  | L.11 |
| CRIMPFIX L               | 9028530000  | L.13 |
| CRIMPFIX LS              | 9028640000  | L.13 |
| CRIMPFIX LZ              | 9027310000  | L.13 |
| CRIMPFIX MAGAZIN         | 2443370000  | L.12 |
| CRIMPFIX R               | 9028500000  | L.12 |
| CRIMPFIX R VARIO         | 2580000000  | L.12 |
| Crimpsset CTI 6          | 9202600000  | H.27 |
| Crimpsset PZ / CTI       | 9202610000  | H.28 |
| CRIMPSET PZ 10 HEX       | 1542250000  | H.25 |
| CRIMPSET PZ 10 SDR       | 1542280000  | H.25 |
| CROSS-KEY MASTER         | 9918150000  | F.27 |
| CROSS-KEY UNIVERSAL      | 9918130000  | F.27 |
| CROSS-KEY UNIVERSAL S    | 9918140000  | F.27 |
| CROSS-KEY-DUO            | 1480190000  | F.28 |

| Type                    | Order No.   | Page |
|-------------------------|-------------|------|
| CROSS-KEY-QUADRO        | 1480180000  | F.28 |
| CST                     | 9030500000  | C.14 |
| CST VARIO               | 9005700000  | C.15 |
| CTF 63                  | 9202860000  | D.5  |
| CTF 63                  | 9202860000  | D.16 |
| CTF 63 ZERT             | 1077010000  | D.16 |
| CTF PV WM4              | 1222870000  | D.24 |
| CTI 6                   | 9006120000  | D.5  |
| CTI 6                   | 9006120000  | D.17 |
| CTI 6                   | 9006120000  | J.3  |
| CTI 6 G                 | 9202850000  | D.5  |
| CTI 6 G                 | 9202850000  | D.17 |
| CTI 6 G                 | 9202850000  | J.3  |
| CTI 6 G ZERT            | 1292880000  | D.17 |
| CTI 6 ZERT              | 9017290000  | D.17 |
| CTIN CM 1.6/2.5         | 9205430000  | D.4  |
| CTIN CM 1.6/2.5         | 9205430000  | D.20 |
| CTIN CM 3.6             | 9205440000  | D.4  |
| CTIN CM 3.6             | 9205440000  | D.20 |
| CTN 25 D4               | 9006220000  | D.5  |
| CTN 25 D4               | 9006220000  | D.19 |
| CTN 25 D4 ZERT          | 9017350000  | D.19 |
| CTN 25 D5               | 9006230000  | D.5  |
| CTN 25 D5               | 9006230000  | D.19 |
| CTN 25 D5 ZERT          | 1292870000  | D.19 |
| CTX 500                 | 9006320000  | D.5  |
| CTX 500                 | 9006320000  | D.26 |
| CTX 501                 | 9006370000  | D.5  |
| CTX 501                 | 9006370000  | D.26 |
| CTX 502                 | 9006380000  | D.5  |
| CTX 502                 | 9006380000  | D.26 |
| CTX CM 1.6/2.5          | 9018490000  | D.4  |
| CTX CM 1.6/2.5          | 9018490000  | D.20 |
| CTX CM 1.6/2.5 ZERT     | 9013690000  | D.20 |
| CTX CM 3.6              | 9018480000  | D.4  |
| CTX CM 3.6              | 9018480000  | D.20 |
| CTX CM 3.6 ZERT         | 1270320000  | D.20 |
| CUTFIX 8                | 9023100000  | I.7  |
| CUTFIX 8 INTERFACE      | 2580010000  | I.7  |
| CUTFIX ROLLER           | 2443360000  | I.7  |
| <b>D</b>                |             |      |
| DMS 3                   | 9007440000  | F.7  |
| DMS 3 ZERT              | 9017870000  | F.7  |
| DMS MANUELL 0,5-1,7     | 9918370000  | F.11 |
| DMS MANUELL 2,0-7,0     | 9918380000  | F.11 |
| DMS PRO                 | 1479120000* | F.6  |
| DMS PRO ZERT            | 1987840000* | F.6  |
| DMSI MANUELL 0,5-1,7    | 9918390000  | F.12 |
| DMSI MANUELL 2,0-7,0    | 9918400000  | F.12 |
| DW RSV 1.6              | 9004530000  | D.43 |
| <b>E</b>                |             |      |
| EASYCRIMP               | 2000360000  | D.47 |
| EINSATZ A7-1 CL55       | 9028450000  | H.30 |
| EINSATZ A8-1 CL55       | 9028460000  | H.30 |
| EINSATZ A8-2 CL55       | 9028420000  | H.30 |
| EINSATZ A9-1 CL55       | 9202020000  | H.30 |
| EINSATZ A9-2 CL55       | 9203280000  | H.30 |
| EINSATZ BA7-PSC 80      | 9202320000  | H.31 |
| EINSATZ BA8-PSC 80      | 9202310000  | H.31 |
| EINSTELLBLOCK CST       | 9005800000  | C.14 |
| EPG 45                  | 1500830000  | D.34 |
| EPG 60                  | 2453810000  | D.36 |
| EPG CUT 40              | 2453830000  | D.31 |
| ERAN MULTI-STRIPAX      | 9203100000  | C.10 |
| ERME 10° SPX 4          | 1101300000  | C.4  |
| ERME 16° SPX 4          | 1119040000  | C.4  |
| ERME AM 16              | 9204260000  | C.13 |
| ERME AM-X               | 2626340000  | C.13 |
| ERME KT 45 R            | 9204270000  | B.7  |
| ERME KT 55              | 9204280000  | B.7  |
| ERME KT 80              | 9204290000  | B.8  |
| ERME LSA PLUS SCHERE    | 9014050000  | D.42 |
| ERME MULTI-STRIPAX      | 9203070000  | C.10 |
| ERME SPX UL             | 1471390000  | C.5  |
| ERME SPX UL XL          | 1512790000  | C.5  |
| ERME VKSW               | 1251270000  | B.10 |
| ERSATZMESSER AM 25/35   | 9001530000  | C.12 |
| ERSATZMESSER STRIPAX PL | 9050340000  | D.6  |
| ERSATZMESSERSATZ TT864  | 9008130000  | D.29 |
| ERTE KLBC SPX 10        | 2571480000  | C.4  |
| ERTE KLBC SPX 16        | 2571490000  | C.4  |
| ERTE KLBC SPX UL        | 2571500000  | C.5  |
| ERTE KLBC SPX UL XL     | 2571510000  | C.5  |
| ES APG 80 AEH 120       | 1502090000  | D.39 |
| ES APG 80 AEH 150       | 1502100000  | D.39 |
| ES APG 80 AEH 50        | 1502050000  | D.39 |
| ES APG 80 AEH 70        | 1502070000  | D.39 |
| ES APG 80 AEH 95        | 1502080000  | D.39 |
| ES APG 80 AEH 95        | 1502080000  | D.39 |
| ES APG 80 DIN 10        | 1502830000  | D.39 |
| ES APG 80 DIN 120       | 1502790000  | D.39 |
| ES APG 80 DIN 150       | 1502800000  | D.39 |
| ES APG 80 DIN 16        | 1502840000  | D.39 |
| ES APG 80 DIN 185       | 1501800000  | D.39 |
| ES APG 80 DIN 240       | 1501820000  | D.39 |
| ES APG 80 DIN 25        | 1502850000  | D.39 |
| ES APG 80 DIN 35        | 1502870000  | D.39 |
| ES APG 80 DIN 50        | 1502880000  | D.39 |
| ES APG 80 DIN 6         | 1502820000  | D.39 |
| ES APG 80 DIN 70        | 1502890000  | D.39 |
| ES APG 80 DIN 95        | 1502900000  | D.39 |
| ES APG 80 HEX 10        | 1502620000  | D.39 |
| ES APG 80 HEX 120       | 1502700000  | D.39 |
| ES APG 80 HEX 150       | 1502720000  | D.39 |
| ES APG 80 HEX 16        | 1502630000  | D.39 |
| ES APG 80 HEX 185       | 1502730000  | D.39 |
| ES APG 80 HEX 240       | 1502740000  | D.39 |
| ES APG 80 HEX 25        | 1502600000  | D.39 |
| ES APG 80 HEX 300       | 1502750000  | D.39 |
| ES APG 80 HEX 35        | 1502650000  | D.39 |
| ES APG 80 HEX 50        | 1502780000  | D.39 |
| ES APG 80 HEX 6         | 1505150000  | D.37 |
| ES APG 80 HEX 70        | 2505210000  | D.37 |
| ES APG 80 HEX 95        | 2505220000  | D.37 |
| ES EPG 60 ISO 10        | 2577940000  | D.37 |
| ES EPG 60 ISO 16        | 2577950000  | D.37 |
| ES EPG 60 WM 10         | 2469540000  | D.37 |
| ES EPG 60 WM 120        | 2469610000  | D.37 |
| ES EPG 60 WM 150        | 2469620000  | D.37 |
| ES EPG 60 WM 16         | 2469550000  | D.37 |
| ES EPG 60 WM 185        | 2469630000  | D.37 |
| ES EPG 60 WM 240        | 2469640000  | D.37 |
| ES EPG 60 WM 25         | 2469560000  | D.37 |
| ES EPG 60 WM 300        | 2469590000  | D.37 |
| ES EPG 60 WM 35         | 2469570000  | D.37 |
| ES EPG 60 WM 50         | 2469580000  | D.37 |
| ES EPG 60 WM 6          | 2469380000  | D.37 |
| ES EPG 60 WM 70         | 2469590000  | D.37 |
| ES EPG 60 WM 95         | 2469600000  | D.37 |

| Type              | Order No.  | Page |
|-------------------|------------|------|
| ES APG 80 DIN 35  | 1502870000 | D.39 |
| ES APG 80 DIN 50  | 1502880000 | D.39 |
| ES APG 80 DIN 6   | 1502820000 | D.39 |
| ES APG 80 DIN 70  | 1502890000 | D.39 |
| ES APG 80 DIN 95  | 1502900000 | D.39 |
| ES APG 80 HEX 10  | 1502620000 | D.39 |
| ES APG 80 HEX 120 | 1502700000 | D.39 |
| ES APG 80 HEX 150 | 1502720000 | D.39 |
| ES APG 80 HEX 16  | 1502630000 | D.39 |
| ES APG 80 HEX 185 | 1502730000 | D.39 |
| ES APG 80 HEX 240 | 1502740000 | D.39 |
| ES APG 80 HEX 25  | 1502600000 | D.39 |
| ES APG 80 HEX 300 | 1502750000 | D.39 |
| ES APG 80 HEX 35  | 1502650000 | D.39 |
| ES APG 80 HEX 50  | 1502780000 | D.39 |
| ES APG 80 HEX 6   | 1505150000 | D.37 |
| ES APG 80 HEX 70  | 2505210000 | D.37 |
| ES APG 80 HEX 95  | 2505220000 | D.37 |
| ES APG 80 ISO 10  | 2577940000 | D.37 |
| ES APG 80 ISO 16  | 2577950000 | D.37 |
| ES APG 80 WM 10   | 2469540000 | D.37 |
| ES APG 80 WM 120  | 2469610000 | D.37 |
| ES APG 80 WM 150  | 2469620000 | D.37 |
| ES APG 80 WM 16   | 2469550000 | D.37 |
| ES APG 80 WM 185  | 2469630000 | D.37 |
| ES APG 80 WM 240  | 2469640000 | D.37 |
| ES APG 80 WM 25   | 2469560000 | D.37 |
| ES APG 80 WM 300  | 2469590000 | D.37 |
| ES APG 80 WM 35   | 2469570000 | D.37 |
| ES APG 80 WM 50   | 2469580000 | D.37 |
| ES APG 80 WM 6    | 2469380000 | D.37 |
| ES APG 80 WM 70   | 2469590000 | D.37 |
| ES APG 80 WM 95   | 2469600000 | D.37 |
| <b>F</b>          |            |      |
| FLECAFIX 11/24    | 9015900000 | F.16 |
| FLECAFIX 24/36    | 9015980000 | F.16 |
| FRZ S 160         | 9046370000 | E.5  |
| FRZ S 200         | 9046380000 | E.5  |
| FRZ SG 160        | 9046390000 | E.5  |
| FRZ SG 200        | 9046400000 | E.5  |
| FSKI/0,5-1,0/288  | 1491790000 | J.27 |
| FSKI/0,5-1,0/488  | 1491810000 | J.27 |
| FSKI/0,5-1,0/638  | 1491820000 | J.27 |
| FSKI/1,5/2,5/488  | 1491850000 | J.27 |
| FSKI/1,5/2,5/638  | 1491830000 | J.27 |



| Type                  | Order No.  | Page |
|-----------------------|------------|------|
| H0.75/14 W BD GSP     | 9005820000 | J.5  |
| H0.75/14 W SP         | 1476240000 | J.4  |
| H0.75/14 W SV         | 9026070000 | J.5  |
| H0.75/14 ZH W         | 9037230000 | J.10 |
| H0.75/14 ZH W SV      | 9018510000 | J.10 |
| H0.75/14D GR          | 9019040000 | J.6  |
| H0.75/14D GR          | 9005870000 | J.7  |
| H0.75/14D GR BD       | 9004300000 | J.6  |
| H0.75/14D GR SV       | 9019410000 | J.6  |
| H0.75/14D ZH GR       | 9037410000 | J.11 |
| H0.75/14D ZH GR SV    | 9018520000 | J.11 |
| H0.75/14DS GR         | 9028580000 | J.14 |
| H0.75/14S W           | 9025960000 | J.14 |
| H0.75/14S W SV        | 9025700000 | J.14 |
| H0.75/14T ZH HBL      | 9037610000 | J.12 |
| H0.75/14T BL BD GSP   | 9005900000 | J.9  |
| H0.75/14T HBL BD      | 9004310000 | J.8  |
| H0.75/14T HBL SV      | 9021230000 | J.8  |
| H0.75/14TS HBL        | 9018550000 | J.14 |
| H0.75/15T ZH BL SV    | 9018570000 | J.12 |
| H0.75/16 W            | 9025860000 | J.4  |
| H0.75/16 W BD GSP     | 1476030000 | J.5  |
| H0.75/16 W SV         | 9028290000 | J.5  |
| H0.75/16 ZH W         | 9037240000 | J.10 |
| H0.75/16 ZH W SV      | 9004900000 | J.10 |
| H0.75/16D GR          | 9019050000 | J.6  |
| H0.75/16D GR BD GSP   | 1476080000 | J.7  |
| H0.75/16D ZH GR       | 9037420000 | J.11 |
| H0.75/16D ZH GR SV    | 9004770000 | J.11 |
| H0.75/16DS GR         | 2091010000 | J.14 |
| H0.75/16T BL BD GSP   | 1476110000 | J.9  |
| H0.75/16T HBL         | 9021050000 | J.8  |
| H0.75/16T ZH HBL      | 9037620000 | J.12 |
| H0.75/16T ZH HBL SV   | 9005140000 | J.12 |
| H0.75/18 W            | 9025910000 | J.4  |
| H0.75/18 W SV         | 9028300000 | J.5  |
| H0.75/18D GR          | 9019060000 | J.6  |
| H0.75/18T HBL         | 9021060000 | J.8  |
| H0.75/19DS ZH GR      | 9028230000 | J.11 |
| H0.75/19S ZH W        | 9028280000 | J.10 |
| H0.75/19TS ZH HBL     | 9028240000 | J.12 |
| H0.75/24 ZH W         | 9037250000 | J.10 |
| H0.75/24D ZH GR       | 9037430000 | J.11 |
| H0.75/24T ZH HBL      | 9037630000 | J.12 |
| H0.75/6               | 0282700000 | J.15 |
| H0.5/14DS W GSP       | 2528590000 | J.14 |
| H0.5/14S OR GSP       | 2528550000 | J.14 |
| H0.5/16DS W BD GSP    | 2604630000 | J.14 |
| H0.5/16S OR BD GSP    | 2604620000 | J.14 |
| H0.5/18 OR            | 1076980000 | J.4  |
| H0.5/18D W            | 1076990000 | J.6  |
| H0.5/18D W SV         | 1076990000 | J.8  |
| H0.5/14 HBL           | 9021040000 | J.8  |
| H0.75/14DS GR GSP     | 2528600000 | J.14 |
| H0.75/14S W GSP       | 2528560000 | J.14 |
| H0.75/14TS HB GSP     | 2528630000 | J.14 |
| H0.75/16DS GR BD GSP  | 2604650000 | J.14 |
| H0.75/16S W BD GSP    | 2604640000 | J.14 |
| H0.75/16TS HBL BD GSP | 2604660000 | J.14 |
| H1.0/10               | 0282800000 | J.15 |
| H1.0/12 GE            | 0409700000 | J.4  |
| H1.0/12 GE SV         | 9028310000 | J.5  |
| H1.0/12D R            | 9019070000 | J.6  |
| H1.0/12D R SV         | 9019070000 | J.8  |
| H1.0/14 GE            | 0463000000 | J.4  |
| H1.0/14 GE BD         | 9004320000 | J.5  |
| H1.0/14 GE BD GSP     | 9005830000 | J.5  |
| H1.0/14 GE SP         | 1476250000 | J.4  |
| H1.0/14 GE SV         | 9026080000 | J.5  |
| H1.0/14D R            | 9019080000 | J.6  |
| H1.0/14D R SV         | 9019080000 | J.8  |
| H1.0/14D R BD         | 9004330000 | J.6  |
| H1.0/14D R BD GSP     | 9004330000 | J.8  |
| H1.0/14D R BD GSP     | 9005880000 | J.7  |
| H1.0/14D R SP         | 1476320000 | J.6  |
| H1.0/14D R SV         | 9019420000 | J.6  |
| H1.0/14D R SV         | 9019420000 | J.8  |
| H1.0/14S GE           | 9025970000 | J.14 |
| H1.0/14S GE SV        | 9025710000 | J.14 |
| H1.0/14S R            | 9018560000 | J.14 |
| H1.0/15 ZH GE         | 9037260000 | J.10 |
| H1.0/15 ZH GE SV      | 9018530000 | J.10 |
| H1.0/15D ZH R         | 9037440000 | J.11 |
| H1.0/15D ZH R SV      | 9037440000 | J.12 |
| H1.0/15D ZH R SV      | 9018540000 | J.11 |
| H1.0/15D ZH R SV      | 9018540000 | J.12 |
| H1.0/15S ZH GE        | 9018690000 | J.10 |
| H1.0/15S ZH GE SV     | 9018650000 | J.10 |
| H1.0/16 DS R          | 2092480000 | J.14 |
| H1.0/16 GE            | 9025950000 | J.4  |
| H1.0/16 GE BD GSP     | 1476040000 | J.5  |
| H1.0/16 GE SV         | 9028320000 | J.5  |
| H1.0/16D R            | 9019100000 | J.6  |
| H1.0/16D R SV         | 9019100000 | J.8  |
| H1.0/16D R BD GSP     | 1476090000 | J.7  |
| H1.0/16D R BD GSP     | 1476090000 | J.9  |
| H1.0/18 GE            | 9025930000 | J.4  |
| H1.0/18 GE SV         | 9028340000 | J.5  |

| Type                | Order No.  | Page |
|---------------------|------------|------|
| H1.0/18D R          | 9019110000 | J.6  |
| H1.0/18D R SV       | 9019110000 | J.8  |
| H1.0/19 ZH GE       | 9037270000 | J.10 |
| H1.0/19 ZH GE SV    | 9004910000 | J.10 |
| H1.0/19D ZH R       | 9037450000 | J.11 |
| H1.0/19D ZH R SV    | 9037450000 | J.12 |
| H1.0/19D ZH R SV    | 9004760000 | J.11 |
| H1.0/19D ZH R SV    | 9004760000 | J.12 |
| H1.0/22DS R ZH      | 9036330000 | J.11 |
| H1.0/25 ZH GE       | 9037280000 | J.10 |
| H1.0/25D ZH R       | 9037460000 | J.11 |
| H1.0/25D ZH R SV    | 9037460000 | J.12 |
| H1.0/6              | 0372600000 | J.15 |
| H1.5/10             | 0186500000 | J.15 |
| H1.5/12             | 9004600000 | J.15 |
| H1.5/12S R          | 9025690000 | J.14 |
| H1.5/14 R           | 0463100000 | J.4  |
| H1.5/14 R BD        | 9004340000 | J.5  |
| H1.5/14 R BD GSP    | 9005840000 | J.5  |
| H1.5/14 R SP        | 1476270000 | J.4  |
| H1.5/14 R SV        | 9026090000 | J.5  |
| H1.5/14D SW         | 9019120000 | J.6  |
| H1.5/14D SW SV      | 9019120000 | J.8  |
| H1.5/14D SW BD      | 9004350000 | J.6  |
| H1.5/14D SW BD      | 9004350000 | J.8  |
| H1.5/14D SW BD GSP  | 9005890000 | J.7  |
| H1.5/14D SW BD GSP  | 9005890000 | J.9  |
| H1.5/14D SW SP      | 1476330000 | J.6  |
| H1.5/14D SW SV      | 9019430000 | J.6  |
| H1.5/14D SW SV      | 9019430000 | J.8  |
| H1.5/14DS SW SV     | 9028360000 | J.14 |
| H1.5/14S R          | 9025980000 | J.14 |
| H1.5/14S R SV       | 9025720000 | J.14 |
| H1.5/14S SW         | 9025420000 | J.14 |
| H1.5/16 DS SW       | 2092490000 | J.14 |
| H1.5/16 R           | 0635100000 | J.4  |
| H1.5/16 R BD GSP    | 1476050000 | J.5  |
| H1.5/16 R SV        | 9028350000 | J.5  |
| H1.5/16 ZH R        | 9037290000 | J.10 |
| H1.5/16 ZH R SV     | 9004410000 | J.10 |
| H1.5/16D SW         | 9019130000 | J.6  |
| H1.5/16D SW SV      | 9019130000 | J.8  |
| H1.5/16D SW BD GSP  | 1476100000 | J.7  |
| H1.5/16D SW BD GSP  | 1476100000 | J.9  |
| H1.5/16D ZH SW      | 9037470000 | J.11 |
| H1.5/16D ZH SW SV   | 9037470000 | J.12 |
| H1.5/16D ZH SW SV   | 9004420000 | J.11 |
| H1.5/16D ZH SW SV   | 9004420000 | J.12 |
| H1.5/17,5X SW SV    | 9006590000 | J.13 |
| H1.5/18             | 9004070000 | J.15 |
| H1.5/18D SW         | 9019140000 | J.6  |
| H1.5/18D SW SV      | 9019140000 | J.8  |
| H1.5/19,5X SW SV    | 9006630000 | J.13 |
| H1.5/20 ZH R        | 9037300000 | J.10 |
| H1.5/20 ZH R SV     | 9004920000 | J.10 |
| H1.5/20D SW ZH SV   | 9004750000 | J.11 |
| H1.5/20D SW ZH SV   | 9004750000 | J.12 |
| H1.5/20D ZH SW      | 9037480000 | J.11 |
| H1.5/20D ZH SW SV   | 9037480000 | J.12 |
| H1.5/24 R           | 0565600000 | J.4  |
| H1.5/24 XS SW       | 9020280000 | J.13 |
| H1.5/24D SW         | 9019150000 | J.6  |
| H1.5/24D SW SV      | 9019150000 | J.8  |
| H1.5/26 ZH R        | 9037310000 | J.10 |
| H1.5/26D ZH SW      | 9037490000 | J.11 |
| H1.5/26D ZH SW SV   | 9037490000 | J.12 |
| H1.5/7              | 0372700000 | J.15 |
| H1.0/14DS R GSP     | 2528610000 | J.14 |
| H1.0/14S GE GSP     | 2528570000 | J.14 |
| H1.0/16DS R BD GSP  | 2604680000 | J.14 |
| H1.0/16S GE BD GSP  | 2604680000 | J.14 |
| H1.5/14DS SW GSP    | 2528620000 | J.14 |
| H1.5/14S R GSP      | 2528580000 | J.14 |
| H1.5/16DS SW BD GSP | 2604710000 | J.14 |
| H1.5/16S R BD GSP   | 2604700000 | J.14 |
| H1.0/12             | 0282900000 | J.15 |
| H1.0/15             | 0124800000 | J.15 |
| H1.0/18             | 0379300000 | J.15 |
| H1.0/22 EB          | 0534200000 | J.4  |
| H1.0/22D R          | 9019240000 | J.6  |
| H1.0/22T BR         | 9021150000 | J.8  |
| H1.0/24 ZH EB       | 9037340000 | J.10 |
| H1.0/24 ZH EB SV    | 9004940000 | J.10 |
| H1.0/24,0X R SV     | 9006830000 | J.13 |
| H1.0/24D ZH R       | 9037570000 | J.11 |
| H1.0/24DS ZH R      | 9018880000 | J.11 |
| H1.0/24T ZH BR      | 9037710000 | J.12 |
| H1.0/26D R ZH SV    | 9004710000 | J.11 |
| H1.0/26T ZH BR SV   | 9005170000 | J.12 |
| H1.0/28 EB          | 0565800000 | J.4  |
| H1.0/28D R          | 9019250000 | J.6  |
| H1.0/28S SW         | 1462590000 | J.14 |
| H1.0/28T BR         | 9021160000 | J.8  |
| H1.0/30 ZH EB       | 9037350000 | J.10 |
| H1.0/30D ZH R       | 9037580000 | J.11 |
| H1.0/30T ZH BR      | 9037720000 | J.12 |
| H1.0/24S ZH EB      | 9018860000 | J.10 |
| H1.0/30DS ZH R      | 9018890000 | J.11 |
| H1.0/30S ZH EB      | 9018870000 | J.10 |

| Type               | Order No.  | Page |
|--------------------|------------|------|
| H12.0/32           | 9036240000 | J.15 |
| H12.0/50 BL        | 9028220000 | J.4  |
| H15.0/32           | 9036250000 | J.15 |
| H15.0/54 GE        | 9028230000 | J.4  |
| H16.0/12           | 0492500000 | J.15 |
| H16.0/15           | 0124300000 | J.15 |
| H16.0/18           | 0375200000 | J.15 |
| H16.0/22 GN        | 0565900000 | J.4  |
| H16.0/22D BL       | 9019260000 | J.6  |
| H16.0/22T W        | 9021170000 | J.8  |
| H16.0/25           | 9004150000 | J.15 |
| H16.0/25,5X BL SV  | 9006870000 | J.13 |
| H16.0/28 GN        | 0566000000 | J.4  |
| H16.0/28D BL       | 9019270000 | J.6  |
| H16.0/28T W        | 9021180000 | J.8  |
| H16.0/29 ZH GN     | 9037360000 | J.10 |
| H16.0/29D ZH BL    | 9037590000 | J.11 |
| H16.0/29T ZH W     | 9037730000 | J.12 |
| H16.0/32           | 9004160000 | J.15 |
| H16.0/38 ZH GN     | 9037370000 | J.10 |
| H16.0/38D ZH BL    | 9037600000 | J.11 |
| H16.0/38T ZH W     | 9037740000 | J.12 |
| H2.5/10            | 9004800000 | J.15 |
| H2.5/12            | 0186100000 | J.15 |
| H2.5/12DS BL       | 9028490000 | J.14 |
| H2.5/12TS GR       | 9036200000 | J.14 |
| H2.5/14D BL BD     | 9004360000 | J.6  |
| H2.5/14D BL BD     | 9004360000 | J.5  |
| H2.5/14D BL BD GSP | 9005850000 | J.7  |
| H2.5/14D BL BD GSP | 9005850000 | J.5  |
| H2.5/14S BL        | 1333100000 | J.14 |
| H2.5/14S BL SV     | 9046230000 | J.14 |
| H2.5/14T GR BD     | 9004370000 | J.8  |
| H2.5/14T GR BD GSP | 9005910000 | J.9  |
| H2.5/14TS GR       | 9426770000 | J.14 |
| H2.5/15 BL SV      | 9026100000 | J.5  |
| H2.5/15 BL SV      | 9026100000 | J.6  |
| H2.5/15D BL        | 9019160000 | J.4  |
| H2.5/15D BL SV     | 9019160000 | J.6  |
| H2.5/15D BL SP     | 1476280000 | J.4  |
| H2.5/15T GR        | 9021070000 | J.8  |
| H2.5/15T GR SV     | 9021240000 | J.8  |
| H2.5/16D BL BD GSP | 1476060000 | J.5  |
| H2.5/16D BL BD GSP | 1476060000 | J.7  |
| H2.5/16DS BL       | 9036220000 | J.14 |
| H2.5/16T GR BD GSP | 1476120000 | J.9  |
| H2.5/17,5X BL SV   | 9006670000 | J.13 |
| H2.5/18            | 9004900000 | J.15 |
| H2.5/19D BL        | 9019170000 | J.4  |
| H2.5/19D ZH BL     | 9037500000 | J.10 |
| H2.5/19D ZH BL SV  | 9037500000 | J.11 |
| H2.5/19D ZH BL SV  | 9004430000 | J.10 |
| H2.5/19D ZH BL SV  | 9004430000 | J.11 |
| H2.5/19T GR        | 9021080000 | J.8  |
| H2.5/19T ZH GR     | 9037640000 | J.12 |
| H2.5/19T ZH GR SV  | 9018580000 | J.12 |
| H2.5/21 ZH GR SV   | 9005150000 | J.12 |
| H2.5/21,5X BL SV   | 9006710000 | J.13 |
| H2.5/21D ZH BL     | 9037510000 | J.10 |
| H2.5/21D ZH BL SV  | 9037510000 | J.11 |
| H2.5/21D ZH BL SV  | 9004740000 | J.11 |
| H2.5/21T ZH GR     | 9037650000 | J.12 |
| H2.5/24 XS BL      | 9020280000 | J.13 |
| H2.5/25D BL        | 9019180000 | J.4  |
| H2.5/25D BL SV     | 9019180000 | J.6  |
| H2.5/25T GR        | 9021090000 | J.8  |
| H2.5/27D ZH BL     | 9037520000 | J.10 |
| H2.5/27D ZH BL SV  | 9037520000 | J.11 |
| H2.5/27T ZH GR     | 9037660000 | J.12 |
| H2.5/7             | 0373000000 | J.15 |
| H2.5/0/15          | 0124400000 | J.15 |
| H2.5/0/18          | 0375300000 | J.15 |
| H2.5/0/25          | 9004170000 | J.15 |
| H2.5/0/30 BR       | 0317000000 | J.4  |
| H2.5/0/30D 16 GE   | 9019280000 | J.6  |
| H2.5/0/30T SW      | 9021190000 | J.8  |
| H2.5/0/32          | 9004180000 | J.15 |
| H2.5/0/36 BR       | 0317100000 | J.4  |
| H2.5/0/36D GE      | 9019300000 | J.6  |
| H2.5/0/36T SW      | 9021200000 | J.8  |
| H3.5/0/18          | 0368900000 | J.15 |
| H3.5/0/25          | 9004190000 | J.15 |
| H3.5/0/30 BE       | 0317200000 | J.4  |
| H3.5/0/30 DS RT    | 1418020000 | J.14 |
| H3.5/0/30 S BE     | 1418030000 | J.14 |
| H3.5/0/30D 16 R    | 9019310000 | J.6  |
| H3.5/0/30S         | 9451000000 | J.15 |
| H3.5/0/32          | 9004200000 | J.15 |
| H3.5/0/32 DS RT    | 1418330000 | J.14 |
| H3.5/0/32 S BE     | 1418340000 | J.14 |
| H3.5/0/32D R       | 9019320000 | J.6  |
| H3.5/0/39 BE       | 0317300000 | J.4  |
| H3.5/0/39D R       | 9019330    |      |

| Type                     | Order No.  | Page | Type         | Order No.   | Page | Type          | Order No.   | Page | Type          | Order No.   | Page |
|--------------------------|------------|------|--------------|-------------|------|---------------|-------------|------|---------------|-------------|------|
| HTN 21                   | 9014610000 | D.5  | KP-M10/25    | 1497990000  | K.17 | KQH-M8/16     | 1492500000  | J.23 | KQN-M6/70     | 1493190000  | K.24 |
| HTN 21                   | 9014610000 | D.18 | KP-M10/300   | 1498440000  | K.18 | KQH-M8/2,5    | 1492330000  | J.23 | KQN-M8/1      | 1493810000  | K.23 |
| HTN 21 M. AN             | 9014100000 | D.5  | KP-M10/35    | 1498040000  | K.17 | KQH-M8/6      | 1492400000  | J.23 | KQN-M8/10     | 1494400000  | K.24 |
| HTN 21 M. AN             | 9014100000 | D.18 | KP-M10/50    | 1498080000  | K.17 | KQIG-M10/6    | 1491320000  | J.24 | KQN-M8/120    | 1493320000  | K.24 |
| HTN 21 M. AN ZERT        | 9017170000 | D.18 | KP-M10/70    | 1498140000  | K.17 | KQIG-M3,5/1   | 1492530000  | J.24 | KQN-M8/16     | 1494090000  | K.24 |
| HTN 21 ZERT              | 9017380000 | D.18 | KP-M10/95    | 1498190000  | K.17 | KQIG-M3,5/2,5 | 1492610000  | J.24 | KQN-M8/2,5    | 1493910000  | K.23 |
| HTX 138                  | 9012400000 | D.5  | KP-M12/120   | 1498250000  | K.18 | KQIG-M3/1     | 1492520000  | J.24 | KQN-M8/25     | 1494140000  | K.24 |
| HTX 138                  | 9012400000 | D.25 | KP-M12/150   | 1498320000  | K.18 | KQIG-M3/2,5   | 1492600000  | J.24 | KQN-M8/35     | 1494180000  | K.24 |
| HTX 188                  | 9011990000 | D.5  | KP-M12/16    | 1497960000  | K.17 | KQIG-M4/1     | 1492550000  | J.24 | KQN-M8/50     | 1493150000  | K.24 |
| HTX 188                  | 9011990000 | D.25 | KP-M12/185   | 1498360000  | K.18 | KQIG-M4/2,5   | 1492630000  | J.24 | KQN-M8/6      | 1493980000  | K.23 |
| HTX LWL                  | 9011360000 | D.5  | KP-M12/240   | 1498410000  | K.18 | KQIG-M4/6     | 1491270000  | J.24 | KQN-M8/70     | 1493210000  | K.24 |
| HTX LWL                  | 9011360000 | D.21 | KP-M12/25    | 1498000000  | K.17 | KQIG-M4/S/1   | 1492540000  | J.24 | KQN-M8/95     | 1493260000  | K.24 |
| HTX-HDC/POF              | 9010950000 | D.44 | KP-M12/300   | 1498450000  | K.18 | KQIG-M4/S/2,5 | 1492620000  | J.24 | KQNG-M3,5/1   | 1493550000  | K.25 |
| HTX-IE-POF               | 1208870000 | D.23 | KP-M12/50    | 1498090000  | K.17 | KQIG-M5/1     | 1492580000  | J.24 | KQNG-M3,5/2,5 | 1493610000  | K.25 |
| HÜELSE REMOVAL TOOL HD   | 1044100000 | D.43 | KP-M12/70    | 1498150000  | K.17 | KQIG-M5/10    | 1491330000* | J.24 | KQNG-M3/1     | 1493540000  | K.25 |
| HÜELSE REMOVAL TOOL CM 3 | 1044080000 | D.43 | KP-M12/95    | 1498210000  | K.17 | KQIG-M5/2,5   | 1492640000  | J.24 | KQNG-M3/2,5   | 1493600000  | K.25 |
| HÜELSE REMOVAL TOOL CM 5 | 1044090000 | D.43 | KP-M12/35    | 1498050000  | K.17 | KQIG-M5/6     | 1491280000  | J.24 | KQNG-M4/1     | 1493570000  | K.25 |
|                          |            |      | KP-M14/120   | 1498490000  | K.18 | KQIG-M6/1     | 1492590000  | J.24 | KQNG-M4/2,5   | 1493630000  | K.25 |
|                          |            |      | KP-M14/150   | 1498580000  | K.18 | KQIG-M6/10    | 1491340000* | J.24 | KQNG-M4/6     | 1493660000  | K.25 |
|                          |            |      | KP-M14/185   | 1498590000  | K.18 | KQIG-M6/16    | 1491350000* | J.24 | KQNG-M4/S/1   | 1493560000  | K.25 |
| IE-CST                   | 9204350000 | C.14 | KP-M14/240   | 1498530000  | K.18 | KQIG-M6/2,5   | 1491260000  | J.24 | KQNG-M4/S/2,5 | 1493620000  | K.25 |
| IE-CT                    | 8808420000 | G.15 | KP-M14/300   | 1498550000  | K.18 | KQIG-M6/6     | 1491290000  | J.24 | KQNG-M5/1     | 1493580000  | K.25 |
| IE-CT-LC-GOF             | 9205330000 | D.5  | KP-M14/50    | 1498570000  | K.17 | KQIG-M8/16    | 1491360000* | J.24 | KQNG-M5/10    | 1492680000  | K.25 |
| IE-CT-LC-GOF             | 9205330000 | D.22 | KP-M14/70    | 1498560000  | K.17 | KQIG-M8/6     | 1491310000  | J.24 | KQNG-M5/2,5   | 1493640000  | K.25 |
| IE-CT-SC-GOF             | 9205320000 | D.5  | KP-M14/95    | 1498520000  | K.17 | KQN-M10/1     | 1493710000  | K.23 | KQNG-M5/6     | 1492650000  | K.25 |
| IE-CT-SC-GOF             | 9205320000 | D.22 | KP-M16/120   | 1498270000  | K.18 | KQN-M10/10    | 1494050000  | K.24 | KQNG-M6/1     | 1493590000  | K.25 |
| IE-CT-SC-GOF-P           | 9205350000 | D.5  | KP-M16/150   | 1498330000  | K.18 | KQN-M10/120   | 1493330000  | K.24 | KQNG-M6/10    | 1492690000  | K.25 |
| IE-CT-SC-GOF-P           | 9205350000 | D.22 | KP-M16/185   | 1498370000  | K.18 | KQN-M10/150   | 1493370000  | K.24 | KQNG-M6/16    | 1492700000  | K.25 |
| IE-CT-SC-POF             | 9205340000 | D.5  | KP-M16/240   | 1498420000  | K.18 | KQN-M10/16    | 1494100000  | K.24 | KQNG-M6/2,5   | 1493650000  | K.25 |
| IE-CT-SC-POF             | 9205340000 | D.22 | KP-M16/25    | 1498010000  | K.17 | KQN-M10/185   | 1493420000  | K.24 | KQNG-M6/6     | 1492660000  | K.25 |
| IE-KO-HAT                | 1966810000 | B.14 | KP-M16/300   | 1498460000  | K.18 | KQN-M10/2,5   | 1493930000  | K.23 | KQNG-M8/16    | 1492710000  | K.25 |
| IE-KOK-V1                | 1966780000 | B.15 | KP-M16/35    | 1498060000  | K.17 | KQN-M10/240   | 1493460000  | K.24 | KQNG-M8/6     | 1492670000  | K.25 |
| IE-KOK-V4                | 1966790000 | B.15 | KP-M16/50    | 1498110000  | K.17 | KQN-M10/25    | 1494150000  | K.24 | KRN-M10/10    | 1496940000  | K.9  |
| IE-KOK-V5                | 9204790000 | B.15 | KP-M16/70    | 1498160000  | K.17 | KQN-M10/35    | 1494190000  | K.24 | KRN-M10/120   | 1495650000  | K.10 |
| IS 3 KG                  | 1806650000 | F.26 | KP-M16/95    | 1498220000  | K.17 | KQN-M10/50    | 1493160000  | K.24 | KRN-M10/120 S | 1494920000  | K.11 |
| IS 4 DIN 6911            | 0495100000 | F.26 | KP-M20/120   | 1498280000  | K.18 | KQN-M10/6     | 1493990000  | K.23 | KRN-M10/150   | 1495710000  | K.10 |
| IS 6 DIN 6911            | 0407900000 | F.26 | KP-M20/150   | 1498340000  | K.18 | KQN-M10/70    | 1493220000  | K.24 | KRN-M10/150 S | 1494950000  | K.11 |
|                          |            |      | KP-M20/185   | 1498380000  | K.18 | KQN-M10/95    | 1493270000  | K.24 | KRN-M10/16    | 1497000000  | K.9  |
|                          |            |      | KP-M20/240   | 1498430000  | K.18 | KQN-M12/10    | 1494060000  | K.24 | KRN-M10/185   | 1495430000  | K.10 |
|                          |            |      | KP-M20/300   | 1498470000  | K.18 | KQN-M12/120   | 1493340000  | K.24 | KRN-M10/185 S | 1494980000  | K.11 |
|                          |            |      | KP-M20/50    | 1498120000  | K.17 | KQN-M12/150   | 1493380000  | K.24 | KRN-M10/240   | 1495490000  | K.10 |
| KABELBINDERZANGE RT-1    | 1296000000 | D.45 | KP-M20/70    | 1498170000  | K.17 | KQN-M12/16    | 1494110000  | K.24 | KRN-M10/240 S | 1494340000  | K.11 |
| KBZ 160                  | 9046280000 | E.3  | KP-M20/95    | 1498230000  | K.17 | KQN-M12/185   | 1493430000  | K.24 | KRN-M10/25    | 1496510000  | K.9  |
| KBZ 180                  | 9046290000 | E.3  | KP-M5/10     | 1497870000  | K.17 | KQN-M12/2,5   | 1493940000  | K.23 | KRN-M10/300   | 1495530000* | K.10 |
| KBZ 200                  | 9046300000 | E.3  | KP-M5/16     | 1497920000  | K.17 | KQN-M12/240   | 1493470000  | K.24 | KRN-M10/35    | 1496570000  | K.10 |
| KBZ1 200                 | 9046430000 | E.3  | KP-M5/6      | 1497840000  | K.17 | KQN-M12/25    | 1494160000  | K.24 | KRN-M10/400   | 2578020000  | K.10 |
| KOBBS 19X55              | 9205040000 | B.13 | KP-M6/10     | 1497880000  | K.17 | KQN-M12/35    | 1493130000  | K.24 | KRN-M10/50    | 1496610000  | K.10 |
| KOBBS 19X55              | 9205040000 | B.15 | KP-M6/16     | 1497930000  | K.17 | KQN-M12/50    | 1493170000  | K.24 | KRN-M10/50 S  | 1494840000  | K.11 |
| KOBBS 19X75              | 9204780000 | B.13 | KP-M6/25     | 1497970000  | K.17 | KQN-M12/6     | 1494000000  | K.23 | KRN-M10/6     | 1497200000  | K.9  |
| KOBBS 19X75              | 9204780000 | B.15 | KP-M6/35     | 1498020000  | K.17 | KQN-M12/70    | 1493230000  | K.24 | KRN-M10/70    | 1496670000  | K.10 |
| KOBBS 9.5X50             | 9205030000 | B.13 | KP-M6/50     | 1498510000  | K.17 | KQN-M12/95    | 1493280000  | K.24 | KRN-M10/70 S  | 1494870000  | K.11 |
| KOBBS 9.5X50             | 9205030000 | B.15 | KP-M6/6      | 1497850000  | K.17 | KQN-M16/120   | 1493350000  | K.24 | KRN-M10/95    | 1495610000  | K.10 |
| KOF CARRYLITE 80         | 1309580000 | H.32 | KP-M6/10     | 1497890000  | K.17 | KQN-M16/150   | 1493390000  | K.24 | KRN-M10/95 S  | 1494900000  | K.11 |
| KOF SET ESD              | 9205210000 | E.10 | KP-M8/10     | 1497890000  | K.17 | KQN-M16/185   | 1493440000  | K.24 | KRN-M10/300 S | 1494380000* | K.11 |
| KOFFER CARRY LITE 55     | 9205020000 | H.32 | KP-M8/120    | 1498480000  | K.18 | KQN-M16/240   | 1493480000  | K.24 | KRN-M12/10    | 1496950000  | K.9  |
| KOFFER PSC4-01           | 9028860000 | H.32 | KP-M8/150    | 1498290000  | K.18 | KQN-M16/25    | 1493490000  | K.24 | KRN-M12/120   | 1495670000  | K.10 |
| KOFFER PSC5-01 PP        | 9202010000 | H.33 | KP-M8/16     | 1497940000  | K.17 | KQN-M16/35    | 1493140000  | K.24 | KRN-M12/120 S | 1494930000  | K.11 |
| KOFFER PSC80 PC          | 9202330000 | H.32 | KP-M8/185    | 1498540000  | K.18 | KQN-M16/50    | 1493180000  | K.24 | KRN-M12/150   | 1495720000  | K.10 |
| KOHS 19                  | 9205010000 | B.13 | KP-M8/25     | 1497980000  | K.17 | KQN-M16/70    | 1493240000  | K.24 | KRN-M12/150 S | 1494970000  | K.11 |
| KOHS 19                  | 9205010000 | B.14 | KP-M8/35     | 1498030000  | K.17 | KQN-M16/95    | 1493290000  | K.24 | KRN-M12/16    | 1497010000  | K.9  |
| KOHS 9.5+19              | 9205000000 | B.13 | KP-M8/50     | 1498070000  | K.17 | KQN-M2/1      | 1493730000  | K.23 | KRN-M12/185   | 1495440000  | K.10 |
| KOHS 9.5+19              | 9205000000 | B.14 | KP-M8/6      | 1497860000  | K.17 | KQN-M2/0,5    | 1493670000  | K.23 | KRN-M12/185 S | 1494990000  | K.11 |
| KOK 52 X 91              | 2008410000 | B.15 | KP-M8/70     | 1498130000  | K.17 | KQN-M2/10     | 1493720000  | K.23 | KRN-M12/240   | 1495500000  | K.10 |
| KOK 92 X 92              | 2008420000 | B.15 | KP-M8/95     | 1498180000  | K.17 | KQN-M20/120   | 1493360000  | K.24 | KRN-M12/240 S | 1494350000  | K.11 |
| KOK-112X36               | 9204870000 | B.15 | KQH-M10/1    | 1492130000  | J.23 | KQN-M20/150   | 1493410000  | K.24 | KRN-M12/25    | 1496520000  | K.9  |
| KOK-46X46                | 9204810000 | B.15 | KQH-M10/10   | 1492470000  | J.23 | KQN-M20/185   | 1493450000  | K.24 | KRN-M12/300   | 1495540000  | K.10 |
| KOK-52X36                | 9204820000 | B.15 | KQH-M10/16   | 1492510000  | J.23 | KQN-M20/35    | 1493520000  | K.24 | KRN-M12/300 S | 1494390000* | K.11 |
| KOK-65X36                | 9204830000 | B.15 | KQH-M10/2,5  | 1492340000  | J.23 | KQN-M20/50    | 1493530000  | K.24 | KRN-M12/35    | 1496580000  | K.10 |
| KOK-68X68                | 9204840000 | B.15 | KQH-M10/6    | 1492410000  | J.23 | KQN-M20/70    | 1493250000  | K.24 | KRN-M12/400   | 2578030000  | K.10 |
| KOK-86X36                | 9204850000 | B.15 | KQH-M12/2,5  | 1492350000  | J.23 | KQN-M20/95    | 1493310000  | K.24 | KRN-M12/400 S | 2578050000  | K.10 |
| KOK-91X36                | 9204860000 | B.15 | KQH-M2,5/1   | 1492150000  | J.23 | KQN-M3,5/1    | 1493750000  | K.23 | KRN-M12/50    | 1496620000  | K.10 |
| KOPD 10.0                | 9205020000 | B.14 | KQH-M2/0,5   | 1492090000* | J.23 | KQN-M3,5/2,5  | 1493830000  | K.23 | KRN-M12/6     | 1497210000  | K.9  |
| KOS PG 13/M20            | 9204950000 | B.13 | KQH-M2/1     | 1492140000  | J.23 | KQN-M3/0,5    | 1493680000  | K.23 | KRN-M12/70    | 1495570000  | K.10 |
| KOS PG 13/M20            | 9204950000 | B.15 | KQH-M3,5/1   | 1492180000  | J.23 | KQN-M3/1      | 1493740000  | K.23 | KRN-M12/70 S  | 1494880000  | K.11 |
| KOS-M16                  | 9204880000 | B.13 | KQH-M3,5/2,5 | 1492270000  | J.23 | KQN-M3/2,5    | 1493820000  | K.23 | KRN-M12/95    | 1495620000  | K.10 |
| KOS-M16                  | 9204880000 | B.15 | KQH-M3/0,5   | 149210000*  | J.23 | KQN-M4/0,5    | 1493690000  | K.23 | KRN-M12/95 S  | 1494910000  | K.11 |
| KOS-M25                  | 9204900000 | B.13 | KQH-M3/1     | 1492170000  | J.23 | KQN-M4/1      | 1493770000  | K.23 | KRN-M14/120   | 1495800000  | K.10 |
| KOS-M25                  | 9204900000 | B.15 | KQH-M3/2,5   | 1492250000  | J.23 | KQN-M4/10     | 1494010000  | K.24 | KRN-M14/150   | 1495810000  | K.10 |
| KOS-M32                  | 9204910000 | B.13 | KQH-M4/0,5   | 149211000*  | J.23 | KQN-M4/2,5    | 1493850000  | K.23 | KRN-M14/185   | 1497250000  | K.10 |
| KOS-M32                  | 9204910000 | B.15 | KQH-M4/1     | 1492200000  | J.23 | KQN-M4/6      | 1493950000  | K.23 | KRN-M14/240   | 1497270000  | K.10 |
| KOS-M40                  | 9204920000 | B.13 | KQH-M4/2,5   | 1492290000  | J.23 | KQN-M4/S/1    | 1493760000  | K.23 | KRN-M14/25    | 1496530000  | K.9  |
| KOS-M40                  | 1548410000 | B.15 | KQH-M4/6     | 1492370000  | J.23 | KQN-M4/S/2,5  | 1493840000  | K.23 | KRN-M14/300   | 1497280000  | K.10 |
| KOS-M50                  | 1548410000 | B.15 | KQH-M4/S/1   | 1492190000  | J.23 | KQN-M5/0,5    | 1493700000  | K.23 | KRN-M14/50    | 1495750000  | K.10 |
| KOS-M63                  | 1548400000 | B.15 | KQH-M4/S/2,5 | 1492280000  | J.23 | KQN-M5/1      | 1493790000  | K.23 | KRN-M14/70    | 1495770000  | K.10 |
| KOS-PG11                 | 9204940000 | B.13 | KQH-M5/0,5   | 149212000*  | J.23 | KQN-M5/10     | 1494020000  | K.24 | KRN-M14/95    | 1495780000  | K.10 |
| KOS-PG11                 | 9204940000 | B.15 | KQH-M5/1     | 1492220000  | J.23 | KQN-M5/16     | 1494070000  |      |               |             |      |

| Type            | Order No.   | Page | Type            | Order No.   | Page | Type             | Order No.   | Page | Type         | Order No.  | Page |
|-----------------|-------------|------|-----------------|-------------|------|------------------|-------------|------|--------------|------------|------|
| KRN-M20/-185    | 1495470000  | K.10 | KWN-M10/-25 45  | 1496200000  | K.14 | KWN-M8/-16 45    | 1496880000  | K.14 | LIP 1.5R12 V | 9200460000 | J.20 |
| KRN-M20/-240    | 1495520000  | K.10 | KWN-M10/-25 90  | 1495880000  | K.12 | KWN-M8/-16 90    | 1497100000  | K.12 | LIP 2.5R12 V | 9200470000 | J.20 |
| KRN-M20/-300    | 1497240000  | K.10 | KWN-M10/-35 45  | 1496240000  | K.14 | KWN-M8/-25 90    | 1495290000* | K.12 | LR 6R14 V    | 9200480000 | J.20 |
| KRN-M20/-50     | 1495840000  | K.10 | KWN-M10/-35 90  | 1495930000  | K.12 | KWN-M8/-25 45    | 1496190000  | K.14 | LR 1.5M3 V   | 9200070000 | J.19 |
| KRN-M20/-70     | 1495590000  | K.10 | KWN-M10/-50 45  | 1496290000  | K.14 | KWN-M8/-25 90    | 1495870000  | K.12 | LR 1.5M3,5 V | 9200080000 | J.19 |
| KRN-M20/-95     | 1495640000  | K.10 | KWN-M10/-50 90  | 1495980000  | K.13 | KWN-M8/-35 45    | 1496230000  | K.14 | LR 1.5M4 V   | 9200090000 | J.19 |
| KRN-M3/-0,75    | 1495010000* | K.9  | KWN-M10/-6 90   | 1496150000  | K.12 | KWN-M8/-35 90    | 1495920000  | K.12 | LR 1.5M5 V   | 9200100000 | J.19 |
| KRN-M3/-1,5     | 1495040000* | K.9  | KWN-M10/-70 45  | 1496320000  | K.14 | KWN-M8/-4 90     | 1495330000* | K.12 | LR 1.5M6 V   | 9200110000 | J.19 |
| KRN-M4/-0,75    | 1495020000* | K.9  | KWN-M10/-70 90  | 1496030000  | K.13 | KWN-M8/-50 45    | 1496280000  | K.14 | LR 1.5M8 V   | 9200120000 | J.19 |
| KRN-M4/-1,5     | 1495050000* | K.9  | KWN-M10/-95 45  | 1496350000  | K.14 | KWN-M8/-50 90    | 1495970000  | K.13 | LR 2.5M10 V  | 9200210000 | J.19 |
| KRN-M4/-10      | 1496990000  | K.9  | KWN-M10/-95 90  | 1496090000  | K.13 | KWN-M8/-6 90     | 1496140000  | K.12 | LR 2.5M3 V   | 9200150000 | J.19 |
| KRN-M4/-2,5     | 1495090000* | K.9  | KWN-M10/-150 90 | 1494500000  | K.13 | KWN-M8/-70 45    | 1496310000  | K.14 | LR 2.5M3,5 V | 9200160000 | J.19 |
| KRN-M4/-4       | 1495130000* | K.9  | KWN-M12/-10 90  | 1497070000  | K.12 | KWN-M8/-70 90    | 1496020000  | K.13 | LR 2.5M4 V   | 9200170000 | J.19 |
| KRN-M4/-6       | 1497150000  | K.9  | KWN-M12/-120 45 | 1496410000  | K.14 | KWN-M8/-95 45    | 1496340000  | K.14 | LR 2.5M5 V   | 9200180000 | J.19 |
| KRN-M5/-0,75    | 1495030000* | K.9  | KWN-M12/-120 90 | 1494470000  | K.13 | KWN-M8/-95 90    | 1496080000  | K.13 | LR 2.5M6 V   | 9200190000 | J.19 |
| KRN-M5/-1,5     | 1495070000* | K.9  | KWN-M12/-150 45 | 1496450000  | K.14 | KWPN-M10/-120 90 | 1497750000  | K.19 | LR 2.5M8 V   | 9200200000 | J.19 |
| KRN-M5/-10      | 1496910000  | K.9  | KWN-M12/-150 90 | 1494510000  | K.13 | KWPN-M10/-150 90 | 1497810000  | K.19 | LR 6M10 V    | 9200270000 | J.19 |
| KRN-M5/-16      | 1496970000  | K.9  | KWN-M12/-16 90  | 1497120000  | K.12 | KWPN-M10/-16 90  | 1497470000  | K.19 | LR 6M4 V     | 9200230000 | J.19 |
| KRN-M5/-2,5     | 1495100000* | K.9  | KWN-M12/-185 45 | 1495350000  | K.14 | KWPN-M10/-185 90 | 1496690000  | K.19 | LR 6M5 V     | 9200240000 | J.19 |
| KRN-M5/-25      | 1495830000  | K.9  | KWN-M12/-185 90 | 1494550000  | K.13 | KWPN-M10/-25     | 1497520000  | K.19 | LR 6M6 V     | 9200250000 | J.19 |
| KRN-M5/-4       | 1495140000* | K.9  | KWN-M12/-240 45 | 1494500000  | K.14 | KWPN-M10/-35 90  | 1497570000  | K.19 | LR 6M8 V     | 9200260000 | J.19 |
| KRN-M5/-6       | 1497170000  | K.9  | KWN-M12/-240 90 | 1494610000  | K.13 | KWPN-M10/-50 90  | 1497610000  | K.19 | LS 1.5M3 V   | 9200290000 | J.19 |
| KRN-M6/-1,5     | 1495080000* | K.9  | KWN-M12/-25 45  | 1496210000  | K.14 | KWPN-M10/-70 90  | 1497650000  | K.19 | LS 1.5M3,5 V | 9200300000 | J.19 |
| KRN-M6/-10      | 1496920000  | K.9  | KWN-M12/-25 90  | 1495890000  | K.12 | KWPN-M10/-95 90  | 1497710000  | K.19 | LS 1.5M4 V   | 9200310000 | J.19 |
| KRN-M6/-120 S   | 1494410000  | K.11 | KWN-M12/-300 90 | 1497300000  | K.13 | KWPN-M12/-120 90 | 1497760000  | K.19 | LS 1.5M5 V   | 9200320000 | J.19 |
| KRN-M6/-150 S   | 1494440000  | K.11 | KWN-M12/-35 45  | 1496250000  | K.14 | KWPN-M12/-150 90 | 1497820000  | K.19 | LS 1.5M6 V   | 9200330000 | J.19 |
| KRN-M6/-16      | 1496980000  | K.9  | KWN-M12/-35 90  | 1495940000  | K.12 | KWPN-M12/-16 90  | 1497480000  | K.19 | LS 2.5M3 V   | 9200350000 | J.19 |
| KRN-M6/-2,5     | 1495110000* | K.9  | KWN-M12/-50 45  | 1496300000  | K.14 | KWPN-M12/-185 90 | 1496700000  | K.19 | LS 2.5M3,5 V | 9200360000 | J.19 |
| KRN-M6/-25      | 1496490000  | K.9  | KWN-M12/-50 90  | 1495990000  | K.13 | KWPN-M12/-240 90 | 1496730000  | K.19 | LS 2.5M4 V   | 9200370000 | J.19 |
| KRN-M6/-35      | 1496540000  | K.10 | KWN-M12/-6 90   | 1496710000  | K.12 | KWPN-M12/-25 90  | 1497530000  | K.19 | LS 2.5M5 V   | 9200380000 | J.19 |
| KRN-M6/-35 S    | 1494790000  | K.11 | KWN-M12/-70 45  | 1496330000  | K.14 | KWPN-M12/-300 90 | 1496770000  | K.19 | LS 2.5M6 V   | 9200390000 | J.19 |
| KRN-M6/-4       | 1495150000* | K.9  | KWN-M12/-70 90  | 1496040000  | K.13 | KWPN-M12/-35 90  | 1497580000  | K.19 | LS 6M10 V    | 9200450000 | J.19 |
| KRN-M6/-50      | 1496590000  | K.10 | KWN-M12/-95 45  | 1496370000  | K.14 | KWPN-M12/-50 90  | 1497620000  | K.19 | LS 6M4 V     | 9200410000 | J.19 |
| KRN-M6/-50 S    | 1494820000  | K.11 | KWN-M12/-95 90  | 1496100000  | K.13 | KWPN-M12/-70 90  | 1497660000  | K.19 | LS 6M5 V     | 9200420000 | J.19 |
| KRN-M6/-6       | 1497180000  | K.9  | KWN-M14/-25 90  | 1495900000  | K.12 | KWPN-M12/-95 90  | 1497720000  | K.19 | LS 6M6 V     | 9200430000 | J.19 |
| KRN-M6/-70      | 1496840000  | K.10 | KWN-M14/-35 90  | 1494640000  | K.12 | KWPN-M16/-150 90 | 1497830000  | K.19 | LS 6M8 V     | 9200440000 | J.19 |
| KRN-M6/-70 S    | 1494850000  | K.11 | KWN-M14/-70 90  | 1494680000  | K.13 | KWPN-M16/-185 90 | 1496710000  | K.19 | LSP 4L       | 9200500000 | 6.9  |
| KRN-M6/-95      | 1495820000  | K.10 | KWN-M14/-95 90  | 1494670000  | K.13 | KWPN-M16/-240 90 | 1496740000  | K.19 |              |            |      |
| KRN-M6/-95 S    | 1494430000  | K.11 | KWN-M14/-50 90  | 1494650000  | K.13 | KWPN-M16/-300 90 | 1496780000  | K.19 |              |            |      |
| KRN-M8/-10      | 1496930000  | K.9  | KWN-M16/-120 45 | 1494620000  | K.14 | KWPN-M16/-50 90  | 1497630000  | K.19 |              |            |      |
| KRN-M8/-120     | 1495790000  | K.10 | KWN-M16/-120 90 | 1494480000  | K.13 | KWPN-M16/-70 90  | 1497680000  | K.19 |              |            |      |
| KRN-M8/-120 S   | 1494420000  | K.11 | KWN-M16/-150 45 | 1496470000  | K.14 | KWPN-M16/-95 90  | 1497730000  | K.19 |              |            |      |
| KRN-M8/-150     | 1495700000  | K.10 | KWN-M16/-150 90 | 1494520000  | K.13 | KWPN-M16/-120 90 | 1497770000  | K.19 |              |            |      |
| KRN-M8/-150 S   | 1494940000  | K.11 | KWN-M16/-185 45 | 1495370000  | K.14 | KWPN-M20/-120 90 | 1497780000  | K.19 |              |            |      |
| KRN-M8/-16      | 1496990000  | K.9  | KWN-M16/-185 90 | 1494570000  | K.13 | KWPN-M20/-185 90 | 1496720000  | K.19 |              |            |      |
| KRN-M8/-185     | 1497290000* | K.10 | KWN-M16/-240 45 | 1495410000  | K.14 | KWPN-M20/-240 90 | 1496750000  | K.19 |              |            |      |
| KRN-M8/-2,5     | 1495120000* | K.9  | KWN-M16/-240 90 | 1494620000  | K.13 | KWPN-M20/-300 90 | 1496790000  | K.19 |              |            |      |
| KRN-M8/-240     | 1495480000* | K.10 | KWN-M16/-300 90 | 1497310000  | K.13 | KWPN-M20/-150 90 | 1496680000  | K.19 |              |            |      |
| KRN-M8/-25      | 1496500000  | K.9  | KWN-M16/-35 90  | 1494680000  | K.12 | KWPN-M20/-150 90 | 1496720000  | K.19 |              |            |      |
| KRN-M8/-35      | 1496550000  | K.10 | KWN-M16/-50 90  | 1496000000  | K.13 | KWPN-M6/-16 90   | 1497440000  | K.19 |              |            |      |
| KRN-M8/-35 S    | 1494810000* | K.11 | KWN-M16/-70 90  | 1496050000  | K.13 | KWPN-M6/-25 90   | 1497490000  | K.19 |              |            |      |
| KRN-M8/-4       | 1495170000* | K.9  | KWN-M16/-95 45  | 1496380000* | K.14 | KWPN-M6/-35 90   | 1497540000  | K.19 |              |            |      |
| KRN-M8/-50      | 1496800000  | K.10 | KWN-M16/-95 90  | 1496110000  | K.13 | KWPN-M8/-10 90   | 1497430000  | K.19 |              |            |      |
| KRN-M8/-50 S    | 1494830000  | K.11 | KWN-M20/-150 45 | 1496480000* | K.14 | KWPN-M8/-150 90  | 1497790000  | K.19 |              |            |      |
| KRN-M8/-6       | 1497190000  | K.9  | KWN-M20/-150 90 | 1494530000  | K.13 | KWPN-M8/-16 90   | 1497450000  | K.19 |              |            |      |
| KRN-M8/-70      | 1496650000  | K.10 | KWN-M20/-185 45 | 1495380000  | K.14 | KWPN-M8/-185 90  | 1496800000  | K.19 |              |            |      |
| KRN-M8/-70 S    | 1494860000  | K.11 | KWN-M20/-185 90 | 1494580000  | K.13 | KWPN-M8/-25 90   | 1497510000  | K.19 |              |            |      |
| KRN-M8/-95      | 1496560000  | K.10 | KWN-M20/-240 45 | 1495420000  | K.14 | KWPN-M8/-35 90   | 1497550000  | K.19 |              |            |      |
| KRN-M8/-95 S    | 1494890000  | K.11 | KWN-M20/-240 90 | 1494630000  | K.13 | KWPN-M8/-50 90   | 1497590000  | K.19 |              |            |      |
| KSE 160         | 9046410000  | E.4  | KWN-M20/-300 90 | 1497320000  | K.13 | KWPN-M8/-70 90   | 1497640000  | K.19 |              |            |      |
| KSE 200         | 9046420000  | E.4  | KWN-M20/-50 90  | 1494710000  | K.13 | KWPN-M8/-95 90   | 1497690000  | K.19 |              |            |      |
| KSI/-10         | 1491430000* | J.25 | KWN-M20/-70 90  | 1496070000  | K.13 |                  |             |      |              |            |      |
| KSI/-16         | 1491440000* | J.25 | KWN-M3/-0,75 90 | 1495180000* | K.12 |                  |             |      |              |            |      |
| KSI/0,-1,0,5    | 1491370000* | J.25 | KWN-M3/-1,5 90  | 1495210000* | K.12 |                  |             |      |              |            |      |
| KSI/0,5,-1,0    | 1491380000  | J.25 | KWN-M4/-0,75 90 | 1495190000* | K.12 |                  |             |      |              |            |      |
| KSI/1,5,-2,5    | 1491390000  | J.25 | KWN-M4/-1,5 90  | 1495220000* | K.12 |                  |             |      |              |            |      |
| KSI/1,5,-2,5,2  | 1491410000  | J.25 | KWN-M4/-2,5 90  | 1495250000* | K.12 |                  |             |      |              |            |      |
| KSI/4,0,-6,0    | 1491420000  | J.25 | KWN-M4/-4 90    | 1495300000* | K.12 |                  |             |      |              |            |      |
| KSN/-10         | 1492780000  | K.26 | KWN-M4/-6 90    | 1497220000  | K.12 |                  |             |      |              |            |      |
| KSN/-16         | 1492790000  | K.26 | KWN-M5/-0,75 90 | 1495200000* | K.12 |                  |             |      |              |            |      |
| KSN/-2,5        | 1492750000* | K.26 | KWN-M5/-1,5 90  | 1495230000* | K.12 |                  |             |      |              |            |      |
| KSN/-25         | 1492800000* | K.26 | KWN-M5/-10 45   | 1496810000  | K.14 |                  |             |      |              |            |      |
| KSN/-35         | 1492810000* | K.26 | KWN-M5/-10 90   | 1497020000  | K.12 |                  |             |      |              |            |      |
| KSN/-50         | 1492820000* | K.26 | KWN-M5/-16 45   | 1496850000  | K.14 |                  |             |      |              |            |      |
| KSN/-6,0        | 1492770000  | K.26 | KWN-M5/-16 90   | 1497080000  | K.12 |                  |             |      |              |            |      |
| KSN/-70         | 1492830000* | K.26 | KWN-M5/-2,5 90  | 1495270000* | K.12 |                  |             |      |              |            |      |
| KSN/-95         | 1492840000* | K.26 | KWN-M5/-4 90    | 1495310000* | K.12 |                  |             |      |              |            |      |
| KSN/0,-1,0,5    | 1492720000  | K.26 | KWN-M5/-6 90    | 1496120000  | K.12 |                  |             |      |              |            |      |
| KSN/0,5,-1,0    | 1492730000  | K.26 | KWN-M6/-1,5 90  | 1495240000* | K.12 |                  |             |      |              |            |      |
| KSN/1,5,-2,5    | 1492740000  | K.26 | KWN-M6/-10 45   | 1496820000  | K.14 |                  |             |      |              |            |      |
| KT 12           | 9002860000  | B.4  | KWN-M6/-10 90   | 1497030000  | K.12 |                  |             |      |              |            |      |
| KT 14           | 1157820000  | B.5  | KWN-M6/-16 45   | 1496870000  | K.14 |                  |             |      |              |            |      |
| KT 22           | 1157830000  | B.5  | KWN-M6/-2,5 90  | 1495280000* | K.12 |                  |             |      |              |            |      |
| KT 45 R         | 9202040000  | B.7  | KWN-M6/-25 45   | 1496180000  | K.14 |                  |             |      |              |            |      |
| KT 55           | 9202050000  | B.7  | KWN-M6/-25 90   | 1495850000  | K.12 |                  |             |      |              |            |      |
| KT 8            | 9002650000  | B.4  | KWN-M6/-35 45   | 1496220000  | K.14 |                  |             |      |              |            |      |
| KT 80           | 9002080000  | B.8  | KWN-M6/-35 90   | 1495910000  | K.12 |                  |             |      |              |            |      |
| KT Z0V          | 9002170000  | B.10 | KWN-M6/-4 90    | 1496320000* | K.12 |                  |             |      |              |            |      |
| KTF 36          | 9002190000  | B.6  | KWN-M6/-50 45   | 1496270000* | K.14 |                  |             |      |              |            |      |
| KWN-M10/-10 45  | 1496840000* | K.14 | KWN-M6/-50 90   | 1495950000  | K.13 |                  |             |      |              |            |      |
| KWN-M10/-10 90  | 1497050000  | K.12 | KWN-M6/-6 90    | 1496130000  | K.12 |                  |             |      |              |            |      |
| KWN-M10/-120 45 | 1496400000  | K.14 | KWN-M6/-70 90   | 1496010000  | K.13 |                  |             |      |              |            |      |
| KWN-M10/-120 90 | 1494450000  | K.13 | KWN-M6/-16 90   | 1497090000  | K.12 |                  |             |      |              |            |      |
| KWN-M10/-150 45 | 1496440000  | K.14 | KWN-M8/-10 45   | 1496830000  | K.14 |                  |             |      |              |            |      |
| KWN-M10/-16 45  | 1496890000  | K.14 | KWN-M8/-10 90   | 1497040000  | K.12 |                  |             |      |              |            |      |
| KWN-M10/-16 90  | 1497110000  | K.12 | KWN-M8/-120 45  | 1496390000  | K.14 |                  |             |      |              |            |      |
| KWN-M10/-185 45 | 14          |      |                 |             |      |                  |             |      |              |            |      |

| Type                | Order No.  | Page |
|---------------------|------------|------|
| P BAG XL SET 11     | 2602210000 | H.17 |
| P BAG XL SET 12     | 2602220000 | H.17 |
| P BAG XL SET 13     | 2602230000 | H.18 |
| P BAG XL SET 14     | 2602240000 | H.18 |
| P BAG XL SET 2      | 2602120000 | H.12 |
| P BAG XL SET 3      | 2602130000 | H.13 |
| P BAG XL SET 4      | 2602140000 | H.13 |
| P BAG XL SET 5      | 2602150000 | H.14 |
| P BAG XL SET 6      | 2602160000 | H.14 |
| P BAG XL SET 7      | 2602170000 | H.15 |
| P BAG XL SET 8      | 2602180000 | H.15 |
| P BAG XL SET 9      | 2602190000 | H.16 |
| PB LWL/PDF          | 9020400000 | D.44 |
| POWERCRIMPER 6.0    | 2634310000 | L.11 |
| POWERSTRIPPER 16.0  | 9028480000 | L.8  |
| POWERSTRIPPER 6.0   | 9028510000 | L.8  |
| Powerstripper AM 12 | 1534740000 | L.10 |
| PRO CASE CAB        | 2602250000 | H.11 |
| PRO CASE 16         | 2602270000 | H.8  |
| PRO CASE ELEC       | 2602280000 | H.10 |
| Pro Case Insta      | 9203160000 | H.7  |
| Pro Case leer       | 9202470000 | H.6  |
| Pro Case leer       | 9202470000 | H.7  |
| Pro Case leer       | 9202470000 | H.8  |
| Pro Case leer       | 9202470000 | H.9  |
| Pro Case leer       | 9202470000 | H.10 |
| Pro Case leer       | 9202470000 | H.11 |
| Pro Case Premium    | 9202460000 | H.6  |
| PRO CASE UL         | 2602260000 | H.9  |
| PRSPSU              | 1332420000 | G.6  |
| PRSPSU              | 1332420000 | G.7  |
| PS LWL/PDF          | 9020390000 | D.44 |
| PS_ZDV              | 1121740000 | G.14 |
| PS_ZDV_SET          | 1116710000 | G.14 |
| PUNCH DOWN TOOL PDT | 9013970000 | D.42 |
| PZ 1.5              | 9005990000 | D.4  |
| PZ 1.5              | 9005990000 | D.7  |
| PZ 1.5              | 9005990000 | J.3  |
| PZ 1.5 ZERT         | 9017310000 | D.7  |
| PZ 10 HEX           | 1445070000 | D.4  |
| PZ 10 HEX           | 1445070000 | D.10 |
| PZ 10 HEX           | 1445070000 | J.3  |
| PZ 10 SDR           | 1445080000 | D.4  |
| PZ 10 SDR           | 1445080000 | D.10 |
| PZ 10 SDR           | 1445080000 | J.3  |
| PZ 16               | 9012600000 | D.4  |
| PZ 16               | 9012600000 | D.11 |
| PZ 16               | 9012600000 | J.3  |
| PZ 16 ZERT          | 9017340000 | D.11 |
| PZ 3                | 0567300000 | D.4  |
| PZ 3                | 0567300000 | D.7  |
| PZ 3                | 0567300000 | J.3  |
| PZ 3 ZERT           | 9017360000 | D.7  |
| PZ 4                | 9012500000 | D.4  |
| PZ 4                | 9012500000 | D.8  |
| PZ 4                | 9012500000 | J.3  |
| PZ 4 ZERT           | 9017300000 | D.8  |
| PZ 50               | 9006450000 | D.4  |
| PZ 50               | 9006450000 | D.12 |
| PZ 50               | 9006450000 | J.3  |
| PZ 50 ZERT          | 9017400000 | D.12 |
| PZ 6 Roto           | 9014350000 | D.4  |
| PZ 6 Roto           | 9014350000 | D.9  |
| PZ 6 Roto           | 9014350000 | J.3  |
| PZ 6 ROTO L         | 1444050000 | D.9  |
| PZ 6 ROTO L         | 1444050000 | J.3  |
| PZ 6 ROTO ZERT      | 9017440000 | D.9  |
| PZ 6/5              | 9011460000 | D.4  |
| PZ 6/5              | 9011460000 | D.8  |
| PZ 6/5              | 9011460000 | J.3  |
| PZ 6/5 ZERT         | 9017900000 | D.8  |
| PZ PK 10/120        | 1500480000 | D.33 |
| PZ PK 6/70          | 1500470000 | D.32 |
| PZ RK 10/120        | 1500450000 | D.33 |
| PZ RK 6/70          | 1500440000 | D.32 |
| PZ ZH 16            | 9013600000 | D.4  |
| PZ ZH 16            | 9013600000 | D.11 |
| PZ ZH 16            | 9013600000 | J.3  |
| PZ ZH 16 ZERT       | 9013610000 | D.11 |

## R

|                    |            |      |
|--------------------|------------|------|
| Removal Tool AFK   | 1866760000 | D.43 |
| Removal Tool CM 20 | 1866740000 | D.43 |
| Removal Tool CM 3  | 1866710000 | D.43 |
| Removal Tool CM 5  | 1866720000 | D.43 |
| REMOVAL TOOL HD    | 1866730000 | D.43 |
| Removal Tool HE    | 1866750000 | D.43 |
| RZ 160             | 9046360000 | E.6  |

## S

|                       |            |      |
|-----------------------|------------|------|
| SCHA CST              | 9032060000 | C.14 |
| SCHRAUBENDREHER CST   | 9005720000 | C.15 |
| SCISSOR 1 K           | 9918690000 | C.16 |
| SCISSOR 2 K           | 9918230000 | B.17 |
| SCISSORS KEVLAR       | 1208910000 | B.17 |
| Screwty M12 KO o. SD  | 1900100000 | F.15 |
| Screwty M12F KO o. SD | 1900120000 | F.15 |

| Type                   | Order No.  | Page |
|------------------------|------------|------|
| Screwty M23            | 1981560000 | F.15 |
| Screwty M8 KO o. SD    | 1900110000 | F.15 |
| Screwty M8F KO o. SD   | 1900130000 | F.15 |
| Screwty Set            | 1910000000 | F.15 |
| Screwty Set-DM         | 1920000000 | F.15 |
| Screwty-M12            | 1900000000 | F.15 |
| Screwty-M12 F          | 1900020000 | F.15 |
| Screwty-M8             | 1900010000 | F.15 |
| Screwty-M8 F           | 1900030000 | F.15 |
| Screwty-M12 F-DM       | 1900021000 | F.15 |
| Screwty-M12-DM         | 1900001000 | F.15 |
| Screwty-M8 F-DM        | 1900031000 | F.15 |
| Screwty-M8-DM          | 1900011000 | F.15 |
| SD 0.6x3.5x60 pico     | 9918110000 | F.23 |
| SD Set S2.0-5.5        | 9205560000 | F.24 |
| SD SET S2.5-5.5/PH1/2  | 9009740000 | F.24 |
| SD TH10                | 9009180000 | F.23 |
| SD TH15                | 9009170000 | F.23 |
| SD TH20                | 9009160000 | F.23 |
| SD TO 0.6X3,0          | 1323860000 | F.24 |
| SDI Set S2.0-5.5       | 9205550000 | F.22 |
| SDI SET S2.5-5.5/PH1/2 | 9009730000 | F.22 |
| SDI Set S2.5-5.5/PZ1/2 | 1128540000 | F.22 |
| SDI SL S3.5-6.5/PH1/2  | 1274750000 | F.19 |
| SDI SL S3.5-6.5/PZ1/2  | 1445930000 | F.19 |
| SDI SL/PH 1            | 1318330000 | F.21 |
| SDI SL/PH 2            | 1318340000 | F.21 |
| SDIK PH0               | 9008560000 | F.21 |
| SDIK PH1               | 9008570000 | F.21 |
| SDIK PH1 SL            | 1274710000 | F.19 |
| SDIK PH2               | 9008580000 | F.21 |
| SDIK PH2 SL            | 1274720000 | F.19 |
| SDIK PH3               | 9008590000 | F.21 |
| SDIK PZ1               | 9008900000 | F.21 |
| SDIK PZ1 SL            | 1274730000 | F.19 |
| SDIK PZ2               | 9008890000 | F.21 |
| SDIK PZ2 SL            | 1274740000 | F.19 |
| SDIS 0.4X2.0X60        | 9205690000 | F.21 |
| SDIS 0.4X2.5X75        | 9008370000 | F.21 |
| SDIS 0.5X3.0X100       | 9008380000 | F.21 |
| SDIS 0.6X3.5X100       | 9008390000 | F.21 |
| SDIS 0.8X4.0X100       | 9008400000 | F.21 |
| SDIS 1.0X4.5X125       | 9008910000 | F.21 |
| SDIS 1.0X4.5X175       | 9205700000 | F.21 |
| SDIS 1.0X5.5X125       | 9008410000 | F.21 |
| SDIS 1.0X5.5X175       | 9205710000 | F.21 |
| SDIS 1.2X6.5X150       | 9008420000 | F.21 |
| SDIS 1.6X8.0X175       | 9008430000 | F.21 |
| SDIS SL 0.6X3.5X100    | 1274680000 | F.19 |
| SDIS SL 0.8X4.0X100    | 1274670000 | F.19 |
| SDIS SL 1.0X5.5X125    | 1274680000 | F.19 |
| SDIS SL 1.2X6.5X150    | 1274690000 | F.19 |
| SDIS SL PZ2            | 1552230000 | F.19 |
| SDIZ 0.6X3.5X100       | 9008450000 | F.21 |
| SDIZ 0.8X4.0X100       | 9008460000 | F.21 |
| SDK PH0                | 9008470000 | F.23 |
| SDK PH1                | 9008480000 | F.23 |
| SDK PH2                | 9008490000 | F.23 |
| SDK PH3                | 9008500000 | F.23 |
| SDK PZ1                | 9008530000 | F.23 |
| SDK PZ2                | 9008540000 | F.23 |
| SDK PZ3                | 9008550000 | F.23 |
| SDQ T15                | 1318390000 | F.26 |
| SDQ T20                | 1318400000 | F.26 |
| SDQ T40                | 1318410000 | F.26 |
| SDS 0.4X2.0X60         | 9037160000 | F.23 |
| SDS 0.4X2.5X75         | 9009030000 | F.23 |
| SDS 0.5X3.0X80         | 9008320000 | F.23 |
| SDS 0.6X3.5X100        | 9008330000 | F.23 |
| SDS 0.6X3.5X200        | 9010110000 | F.23 |
| SDS 0.8X4.0X100        | 9008340000 | F.23 |
| SDS 0.8X4.5X125        | 9009020000 | F.23 |
| SDS 1.0X6.5X150        | 9008350000 | F.23 |
| SDS 1.2X8.5X150        | 9009010000 | F.23 |
| SE HD 140              | 9046310000 | E.4  |
| SE HD 160              | 9046320000 | E.4  |
| SE HD 180              | 9046330000 | E.4  |
| SE TOP                 | 9014634000 | E.4  |
| SEE ESD 120            | 9205130000 | E.9  |
| SEE ESD 125            | 9204750000 | E.9  |
| SK WSD-S 1,5-10,0      | 9008850000 | F.25 |
| SKAI TASCHE            | 2544760000 | G.6  |
| SKAI TASCHE            | 2544760000 | G.7  |
| SKAI TASCHE            | 2544760000 | G.8  |
| SKAI TASCHE            | 2544760000 | G.14 |
| SKS 2,0-8,0            | 9008860000 | F.25 |
| SKS 2,0-8,0 MR         | 9008870000 | F.25 |
| SLICER 1K              | 9018160000 | B.16 |
| SLICER 2K              | 9041600000 | B.16 |
| SLICER NO 16           | 9918070000 | C.17 |
| SLICER NO 27           | 9918080000 | C.17 |
| STRIPAX                | 9005000000 | C.4  |
| STRIPAX 16             | 9005610000 | C.4  |
| STRIPAX PLUS 2.5       | 9020000000 | D.4  |
| STRIPAX PLUS 2.5       | 9020000000 | D.6  |
| STRIPAX PLUS 2.5       | 9020000000 | J.3  |
| STRIPAX PLUS 2.5 ZERT  | 9011980000 | D.6  |
| STRIPAX ULTIMATE       | 1468880000 | C.5  |
| STRIPAX ULTIMATE XL    | 1512780000 | C.5  |

| Type               | Order No.  | Page |
|--------------------|------------|------|
| STRIPAX ZERT       | 9017330000 | C.4  |
| STRIPPER COAX      | 9918030000 | C.18 |
| STRIPPER PC        | 9918060000 | C.18 |
| Stripper round     | 9918040000 | C.16 |
| STRIPPER ROUND TOP | 9918050000 | C.16 |
| SUPER CUT          | 9205150000 | E.10 |
| SVSE ESD 130       | 9205140000 | E.9  |
| SWIFTY             | 9006020000 | F.17 |
| SZE ESD 130        | 9204770000 | E.9  |

| Type                        | Order No.  | Page |
|-----------------------------|------------|------|
| TC ADFBH                    | 2683700000 | H.4  |
| TC BHLE                     | 2683660000 | H.4  |
| TC INL BIG 1                | 2683720000 | H.4  |
| TC INL BIG 1 EMPTY          | 2683730000 | H.4  |
| TC INL THIRD 1              | 2683740000 | H.4  |
| TC INL THIRD 1 EMPTY        | 2683750000 | H.4  |
| TC INL THIRD 1 FIELD EMPTY  | 2683940000 | H.4  |
| TC INL THIRD 10             | 2683920000 | H.4  |
| TC INL THIRD 10 EMPTY       | 2683930000 | H.4  |
| TC INL THIRD 2              | 2683760000 | H.4  |
| TC INL THIRD 2 EMPTY        | 2683770000 | H.4  |
| TC INL THIRD 2 FIELDS EMPTY | 2683950000 | H.4  |
| TC INL THIRD 3              | 2683780000 | H.4  |
| TC INL THIRD 3 EMPTY        | 2683790000 | H.4  |
| TC INL THIRD 3 FIELDS EMPTY | 2683960000 | H.4  |
| TC INL THIRD 4              | 2683800000 | H.4  |
| TC INL THIRD 4 EMPTY        | 2683810000 | H.4  |
| TC INL THIRD 5              | 2683820000 | H.4  |
| TC INL THIRD 5 EMPTY        | 2683830000 | H.4  |
| TC INL THIRD 6              | 2683840000 | H.4  |
| TC INL THIRD 6 EMPTY        | 2683850000 | H.4  |
| TC INL THIRD 7              | 2683860000 | H.4  |
| TC INL THIRD 7 EMPTY        | 2683870000 | H.4  |
| TC INL THIRD 8              | 2683880000 | H.4  |
| TC INL THIRD 8 EMPTY        | 2683890000 | H.4  |
| TC INL THIRD 9              | 2683900000 | H.4  |
| TC INL THIRD 9 EMPTY        | 2683910000 | H.4  |
| TC LORW                     | 2683650000 | H.4  |
| TC PRHA                     | 2683680000 | H.4  |
| TC SDHA                     | 2683690000 | H.4  |
| TC TFFHA                    | 2683710000 | H.4  |
| TC ZUAL                     | 2683670000 | H.4  |
| TEMPHASER                   | 9427300000 | G.11 |
| TH-S 9-40                   | 9008880000 | F.25 |
| TOOL CHEST                  | 2683640000 | H.4  |
| TOOL SET IE-POF             | 1208930000 | H.29 |
| TOP CASE                    | 1345330000 | H.6  |
| TOP CASE                    | 1345330000 | H.7  |
| TOP CASE                    | 1345330000 | H.8  |
| TOP CASE                    | 1345330000 | H.9  |
| TOP CASE                    | 1345330000 | H.10 |
| TOP CASE                    | 1345330000 | H.11 |
| TOP CASE 16                 | 2602310000 | H.8  |
| TOP CASE CAB                | 2602290000 | H.11 |
| TOP CASE ELEC               | 2602320000 | H.10 |
| TOP CASE INSTA              | 1345310000 | H.7  |
| TOP CASE PREMIUM            | 1345320000 | H.6  |
| TOP CASE UL                 | 2602300000 | H.9  |
| TSO 35                      | 1318510000 | B.12 |
| TSLO 5                      | 9918700000 | B.11 |
| TSLO C                      | 1270310000 | B.11 |
| TT 1064 RS                  | 9008190000 | D.5  |
| TT 1064 RS                  | 9008190000 | D.29 |
| TT 8 RS MP 8                | 9022080000 | D.5  |
| TT 8 RS MP 8                | 9022080000 | D.28 |
| TT 864 RS                   | 9008120000 | D.5  |
| TT 864 RS                   | 9008120000 | D.29 |

| Type         | Order No.  | Page |
|--------------|------------|------|
| UBH 1/4 E6,3 | 9009520000 | F.9  |

| Type               | Order No.  | Page |
|--------------------|------------|------|
| VFSKH/0,1-0,5/285  | 1491620000 | J.26 |
| VFSKH/0,1-0,5/288  | 1491630000 | J.26 |
| VFSKH/0,5-1,0/288  | 1491650000 | J.26 |
| VFSKH/0,5-1,0/485  | 1491660000 | J.26 |
| VFSKH/0,5-1,0/488  | 1491670000 | J.26 |
| VFSKH/0,5-1,0/638  | 1491680000 | J.26 |
| VFSKH/05-1,0/285   | 1491640000 | J.26 |
| VFSKH/1,5-2,5/285  | 1491730000 | J.26 |
| VFSKH/1,5-2,5/288  | 1491740000 | J.26 |
| VFSKH/1,5-2,5/485  | 1491690000 | J.26 |
| VFSKH/1,5-2,5/488  | 1491710000 | J.26 |
| VFSKH/1,5-2,5/638  | 1491720000 | J.26 |
| VFSKH/4,0-6,0/638  | 1491750000 | J.26 |
| VFSKH/4,0-6,0/9512 | 1491760000 | J.26 |
| VFSKH/0,5-1,0/285  | 1491860000 | J.26 |
| VFSKH/0,5-1,0/288  | 1491870000 | J.26 |
| VFSKH/0,5-1,0/485  | 1491880000 | J.26 |
| VFSKH/0,5-1,0/488  | 1491890000 | J.26 |
| VFSKH/0,5-1,0/638  | 1491910000 | J.26 |
| VFSKH/1,5-2,5/485  | 1491920000 | J.26 |
| VFSKH/1,5-2,5/488  | 1491930000 | J.26 |
| VFSKH/1,5-2,5/638  | 1491940000 | J.26 |
| VFSKH/4,0-6,0/638  | 1491950000 | J.26 |

| Type        | Order No.  | Page |
|-------------|------------|------|
| VKSW        | 1137530000 | B.10 |
| VPL/0,1-0,5 | 1491450000 | J.25 |
| VPL/0,5-1,0 | 1491460000 | J.25 |
| VPL/1,5-2,5 | 1491470000 | J.25 |
| VPL/4,0-6,0 | 1491480000 | J.25 |
| VPLN/10     | 1492890000 | K.27 |
| VPLN/120    | 1492960000 | K.27 |
| VPLN/150    | 1492970000 | K.27 |
| VPLN/16     | 1492900000 | K.27 |
| VPLN/25     | 1492910000 | K.27 |
| VPLN/35     | 1492920000 | K.27 |
| VPLN/50     | 1492930000 | K.27 |
| VPLN/70     | 1492940000 | K.27 |
|             |            |      |

| Type                   | Order No.  | Page |
|------------------------|------------|------|
| WB IK SL PZ1           | 2433230000 | F.12 |
| WB IK SL PZ2           | 2433240000 | F.12 |
| WB SI SL 0,8x4,0       | 2433190000 | F.12 |
| WB SI SL 0,4x2,5       | 2433160000 | F.12 |
| WB SI SL 0,5x3,0       | 2433170000 | F.12 |
| WB SI SL 0,6x3,5       | 2433180000 | F.12 |
| WB SI SL 1,0x5,5       | 2433200000 | F.12 |
| WIRE PROCESSING CENTER | 2634120000 | L.16 |
| WK 1/4 C6,3 E6,3       | 9202510000 | F.11 |
| WK I SLIM BIT          | 2489300000 | F.12 |
| WK K PH0               | 9918570000 | F.11 |
| WK K PH1               | 9918580000 | F.11 |
| WK K PH2               | 9918590000 | F.11 |
| WK K PZ0               | 9918600000 | F.11 |
| WK K PZ1               | 9918610000 | F.11 |
| WK K PZ2               | 9918620000 | F.11 |
| WK S 0,4x2,5           | 9918520000 | F.11 |
| WK S 0,5x3,0           | 9918530000 | F.11 |
| WK S 0,6x3,5           | 9918540000 | F.11 |
| WK S 0,8x4,0           | 9918550000 | F.11 |
| WK S 1,0x5,5           | 9918560000 | F.11 |
| WK-1/4(Screwty)        | 1862200000 | F.15 |
| WPC GFSN               | 2666400000 | L.16 |
| WPC KBZF A             | 2666380000 | L.16 |
| WPC KBZF B             | 2666390000 | L.16 |
| WPC WAGON              | 2634140000 | L.16 |
| WSM TOOL AUTOMATIK     | 1774470000 | D.45 |
| WSM TOOL MANUELL       | 1774480000 | D.46 |

## Z

|                    |            |      |
|--------------------|------------|------|
| ZH-BOX 0,5-2,5QMM  | 9025390000 | J.16 |
| ZUB MULTI 1037     | 9205460000 | G.13 |
| ZUB MULTI 1037     | 9205460000 | G.14 |
| ZUB MULTIMETER     | 9205270000 | G.11 |
| ZUB MULTIMETER     | 9205270000 | G.13 |
| ZUB MULTIMETER     | 9205270000 | G.14 |
| ZUB SLICER N016-35 | 9201430000 | C.17 |
| ZUB TEMPHASER      | 9205260000 | G.11 |
| ZUB TEMPHASER      | 9205260000 | G.12 |
| ZUB TEMPHASER      | 9205260000 | G.14 |

| Order No. | Type | Page |
|-----------|------|------|
|-----------|------|------|

## 0120000000

|            |          |      |
|------------|----------|------|
| 0124300000 | H16,0/15 | J.15 |
| 0124400000 | H25,0/15 | J.15 |
| 0124700000 | H6,0/15  | J.15 |
| 0124800000 | H10,0/15 | J.15 |

## 0180000000

|            |         |      |
|------------|---------|------|
| 0186100000 | H2,5/12 | J.15 |
| 0186500000 | H1,5/10 | J.15 |

## 0190000000

|            |         |      |
|------------|---------|------|
| 0191900000 | H6,0/12 | J.15 |
|------------|---------|------|

## 0240000000

|            |         |      |
|------------|---------|------|
| 0244100000 | H4,0/12 | J.15 |
|------------|---------|------|

## 0280000000

|            |          |      |
|------------|----------|------|
| 0282600000 | H0,5/6   | J.15 |
| 0282700000 | H0,75/6  | J.15 |
| 0282800000 | H1,0/10  | J.15 |
| 0282900000 | H10,0/12 | J.15 |

## 0310000000

|            |             |     |
|------------|-------------|-----|
| 0317000000 | H25,0/30 BR | J.4 |
| 0317100000 | H25,0/36 BR | J.4 |
| 0317200000 | H35,0/30 BE | J.4 |
| 0317300000 | H35,0/39 BE | J.4 |

## 0360000000

|            |          |      |
|------------|----------|------|
| 0368900000 | H35,0/18 | J.15 |
|------------|----------|------|

## 0370000000

|            |          |      |
|------------|----------|------|
| 0372600000 | H1,0/6   | J.15 |
| 0372700000 | H1,5/7   | J.15 |
| 0373000000 | H2,5/7   | J.15 |
| 0373100000 | H4,0/9   | J.15 |
| 0375200000 | H16,0/18 | J.15 |
| 0375300000 | H25,0/18 | J.15 |
| 0379300000 | H10,0/18 | J.15 |

## 0400000000

|            |               |      |
|------------|---------------|------|
| 0407900000 | IS 6 DIN 6911 | F.26 |
| 0409500000 | H0,5/12 OR    | J.4  |
| 0409600000 | H0,75/12 W    | J.4  |
| 0409700000 | H1,0/12 GE    | J.4  |

## 0440000000

|            |             |     |
|------------|-------------|-----|
| 0444200000 | H50/36 OLIV | J.4 |
|------------|-------------|-----|

## 0460000000

|            |            |     |
|------------|------------|-----|
| 0462900000 | H0,75/14 W | J.4 |
| 0463000000 | H1,0/14 GE | J.4 |
| 0463100000 | H1,5/14 R  | J.4 |

## 0480000000

|            |               |      |
|------------|---------------|------|
| 0485100000 | IS 4 DIN 6911 | F.26 |
|------------|---------------|------|

## 0490000000

|            |          |      |
|------------|----------|------|
| 0492500000 | H16,0/12 | J.15 |
|------------|----------|------|

## 0530000000

|            |             |     |
|------------|-------------|-----|
| 0533500000 | H6,0/20 SW  | J.4 |
| 0534200000 | H10,0/22 EB | J.4 |

## 0540000000

|            |          |      |
|------------|----------|------|
| 0542500000 | H0,75/10 | J.15 |
|------------|----------|------|

## 0560000000

|            |             |     |
|------------|-------------|-----|
| 0565600000 | H1,5/24 R   | J.4 |
| 0565700000 | H6,0/26 SW  | J.4 |
| 0565800000 | H10,0/28 EB | J.4 |
| 0565900000 | H16,0/22 GN | J.4 |
| 0566000000 | H16,0/28 GN | J.4 |
| 0567300000 | PZ 3        | D.4 |
| 0567300000 | PZ 3        | D.7 |
| 0567300000 | PZ 3        | J.3 |

## 0630000000

|            |           |     |
|------------|-----------|-----|
| 0635100000 | H1,5/16 R | J.4 |
|------------|-----------|-----|

## 0690000000

| Order No. | Type | Page |
|-----------|------|------|
|-----------|------|------|

|            |            |     |
|------------|------------|-----|
| 0690700000 | H0,5/14 OR | J.4 |
|------------|------------|-----|

## 1040000000

|            |                         |      |
|------------|-------------------------|------|
| 1044080000 | HÜLSE REMOVAL TOOL CM 3 | D.43 |
| 1044090000 | HÜLSE REMOVAL TOOL CM 5 | D.43 |
| 1044100000 | HUELSE REMOVAL TOOL HD  | D.43 |

## 1070000000

|            |             |      |
|------------|-------------|------|
| 1076980000 | H0,5/18 OR  | J.4  |
| 1076990000 | H0,5/18D W  | J.6  |
| 1076990000 | H0,5/18D W  | J.8  |
| 1077010000 | CTF 63 ZERT | D.16 |

## 1110000000

|            |                |      |
|------------|----------------|------|
| 1116710000 | PS_ZOV_SET     | G.14 |
| 1119030000 | ERME 10° SPX 4 | C.4  |
| 1119040000 | ERME 16° SPX 4 | C.4  |

## 1120000000

|            |                        |      |
|------------|------------------------|------|
| 1121740000 | PS_ZOV                 | G.14 |
| 1128540000 | SDI Set S2.5-5.5/PZ1/2 | F.22 |

## 1130000000

|            |                |      |
|------------|----------------|------|
| 1137530000 | VKSW           | B.10 |
| 1139070000 | H0,34/14 ZH TK | J.10 |

## 1150000000

|            |       |     |
|------------|-------|-----|
| 1157820000 | KT 14 | B.5 |
| 1157830000 | KT 22 | B.5 |

## 1190000000

|            |                  |      |
|------------|------------------|------|
| 1190490000 | multi-stripax PV | C.10 |
|------------|------------------|------|

## 1200000000

|            |                      |      |
|------------|----------------------|------|
| 1204280000 | AIE MULTI-STRIPAX PV | C.11 |
| 1208870000 | HTX-IE-POF           | D.23 |
| 1208880000 | multi-stripax IE-POF | C.10 |
| 1208910000 | SCISSORS KEVLAR      | B.17 |
| 1208930000 | TOOL SET IE-POF      | H.29 |

## 1210000000

|            |                       |      |
|------------|-----------------------|------|
| 1212770000 | AIE MULTI-STRIPAX POF | C.11 |
| 1216230000 | HBT 6,0 - 4,6 GE      | J.28 |

## 1220000000

|            |            |      |
|------------|------------|------|
| 1222870000 | CTF PV WM4 | D.24 |
|------------|------------|------|

## 1230000000

|            |                  |      |
|------------|------------------|------|
| 1233330000 | HBT 2,5 - 4,6 BL | J.28 |
| 1233340000 | HBT 1,5 - 4,6 RT | J.28 |

## 1250000000

|            |           |      |
|------------|-----------|------|
| 1251270000 | ERME VKSW | B.10 |
|------------|-----------|------|

## 1270000000

|            |                       |      |
|------------|-----------------------|------|
| 1270310000 | TSLD C                | B.11 |
| 1270320000 | CTX CM 3.6 ZERT       | D.20 |
| 1274660000 | SDIS SL 0.6X3.5X100   | F.19 |
| 1274670000 | SDIS SL 0.8X4.0X100   | F.19 |
| 1274680000 | SDIS SL 1.0X5.5X125   | F.19 |
| 1274690000 | SDIS SL 1.2X6.5X150   | F.19 |
| 1274710000 | SDIK PH1 SL           | F.19 |
| 1274720000 | SDIK PH2 SL           | F.19 |
| 1274730000 | SDIK PZ1 SL           | F.19 |
| 1274740000 | SDIK PZ2 SL           | F.19 |
| 1274750000 | SDI SL S3.5-6.5/PH1/2 | F.19 |

## 1290000000

|            |                       |      |
|------------|-----------------------|------|
| 1292870000 | CTN 25 D5 ZERT        | D.19 |
| 1292880000 | CTI 6 G ZERT          | D.17 |
| 1296000000 | KABELBINDERZANGE RT-1 | D.45 |

## 1300000000

|            |                  |      |
|------------|------------------|------|
| 1309580000 | KOF CARRYLITE 80 | H.32 |
|------------|------------------|------|

## 1310000000

|            |                  |      |
|------------|------------------|------|
| 1312440000 | HBT 1,5 - 3,0 RT | J.28 |
| 1312450000 | HBT 2,5 - 3,0 BL | J.28 |
| 1312470000 | HBT 6,0 - 3,0 GE | J.28 |
| 1318330000 | SDI SL/PH 1      | F.21 |
| 1318340000 | SDI SL/PH 2      | F.21 |
| 1318350000 | BIT E6.3 T15     | F.8  |
| 1318370000 | BIT E6.3 T20     | F.8  |

| Order No. | Type | Page |
|-----------|------|------|
|-----------|------|------|

|            |              |      |
|------------|--------------|------|
| 1318380000 | BIT E6.3 T40 | F.8  |
| 1318390000 | SD0 T15      | F.26 |
| 1318400000 | SD0 T20      | F.26 |
| 1318410000 | SD0 T40      | F.26 |
| 1318510000 | TS0 35       | B.12 |

## 1320000000

|            |               |      |
|------------|---------------|------|
| 1323880000 | SD TO 0,6X3,0 | F.24 |
|------------|---------------|------|

## 1330000000

|            |             |      |
|------------|-------------|------|
| 1332420000 | PRSPSU      | G.6  |
| 1332420000 | PRSPSU      | G.7  |
| 1333100000 | H2,5/14S BL | J.14 |

## 1340000000

|            |                  |      |
|------------|------------------|------|
| 1345310000 | TOP CASE INSTA   | H.7  |
| 1345320000 | TOP CASE PREMIUM | H.6  |
| 1345330000 | TOP CASE         | H.6  |
| 1345330000 | TOP CASE         | H.7  |
| 1345330000 | TOP CASE         | H.8  |
| 1345330000 | TOP CASE         | H.9  |
| 1345330000 | TOP CASE         | H.10 |
| 1345330000 | TOP CASE         | H.11 |

## 1410000000

|            |                |      |
|------------|----------------|------|
| 1418020000 | H35,0/30 DS RT | J.14 |
| 1418030000 | H35,0/30 S BE  | J.14 |
| 1418330000 | H35,0/32 DS RT | J.14 |
| 1418340000 | H35,0/32 S BE  | J.14 |

## 1440000000

|            |                       |      |
|------------|-----------------------|------|
| 1444050000 | PZ 6 ROT0 L           | D.9  |
| 1444050000 | PZ 6 ROT0 L           | J.3  |
| 1445070000 | PZ 10 HEX             | D.4  |
| 1445070000 | PZ 10 HEX             | D.10 |
| 1445070000 | PZ 10 HEX             | J.3  |
| 1445080000 | PZ 10 SDR             | D.4  |
| 1445080000 | PZ 10 SDR             | D.10 |
| 1445080000 | PZ 10 SDR             | J.3  |
| 1445930000 | SDI SL S3.5-6.5/PZ1/2 | F.19 |

## 1460000000

|            |                  |      |
|------------|------------------|------|
| 1462590000 | H10,0/28S SW     | J.14 |
| 1468880000 | STRIPAX ULTIMATE | C.5  |

## 1470000000

|             |                     |      |
|-------------|---------------------|------|
| 1471390000  | ERME SPX UL         | C.5  |
| 1475640000  | H0,34/5             | J.15 |
| 1476010000  | H0,5/16 OR BD GSP   | J.5  |
| 1476030000  | H0,75/16 W BD GSP   | J.5  |
| 1476040000  | H1,0/16 GE BD GSP   | J.5  |
| 1476050000  | H1,5/16 R BD GSP    | J.5  |
| 1476060000  | H2,5/16D BL BD GSP  | J.5  |
| 1476060000  | H2,5/16D BL BD GSP  | J.7  |
| 1476070000  | H0,5/16D W BD GSP   | J.7  |
| 1476070000  | H0,5/16D W BD GSP   | J.9  |
| 1476080000  | H0,75/16D R BD GSP  | J.7  |
| 1476090000  | H1,0/16D R BD GSP   | J.7  |
| 1476090000  | H1,0/16D R BD GSP   | J.9  |
| 1476100000  | H1,5/16D SW BD GSP  | J.7  |
| 1476100000  | H1,5/16D SW BD GSP  | J.9  |
| 1476110000  | H0,75/16T BL BD GSP | J.9  |
| 1476120000  | H2,5/16T GR BD GSP  | J.9  |
| 1476230000  | H0,5/14 OR SP       | J.4  |
| 1476240000  | H0,75/14 W SP       | J.4  |
| 1476250000  | H1,0/14 GE SP       | J.4  |
| 1476270000  | H1,5/14 R SP        | J.4  |
| 1476280000  | H2,5/15D BL SP      | J.4  |
| 1476290000  | H4,0/18D GR SP      | J.4  |
| 1476300000  | H0,5/14D W SP       | J.6  |
| 1476320000  | H1,0/14D R SP       | J.6  |
| 1476330000  | H1,5/14D SW SP      | J.6  |
| 1479110000* | AKKU DMS PRO        | F.6  |
| 1479120000* | DMS PRO             | F.6  |

## 1480000000

|            |                 |      |
|------------|-----------------|------|
| 1480180000 | CROSSKEY-QUADRO | F.28 |
| 1480190000 | CROSSKEY-DUO    | F.28 |

## 1490000000

|             |             |      |
|-------------|-------------|------|
| 1491260000  | KQIG-M6/2,5 | J.24 |
| 1491270000  | KQIG-M4/6   | J.24 |
| 1491280000  | KQIG-M5/6   | J.24 |
| 1491290000  | KQIG-M6/6   | J.24 |
| 1491310000  | KQIG-M8/6   | J.24 |
| 1491320000  | KQIG-M10/6  | J.24 |
| 1491330000* | KQIG-M5/10  | J.24 |
| 1491340000* | KQIG-M6/10  | J.24 |
| 1491350000* | KQIG-M6/16  | J.24 |
| 1491360000* | KQIG-M8/16  | J.24 |

| Order No. | Type | Page |
|-----------|------|------|
|-----------|------|------|

|             |             |      |
|-------------|-------------|------|
| 1491370000* | KSI/0,1-0,5 | J.25 |
| 1491380000  | KSI/0,5-1,0 | J.25 |
| 1491390000  | KSI/1,5-2,5 | J.25 |
| 1491410000  |             |      |

| Order No.   | Type          | Page |
|-------------|---------------|------|
| 1492600000  | KQIG-M3/2,5   | J.24 |
| 1492610000  | KQIG-M3,5/2,5 | J.24 |
| 1492620000  | KQIG-M4/S/2,5 | J.24 |
| 1492630000  | KQIG-M4/2,5   | J.24 |
| 1492640000  | KQIG-M5/2,5   | J.24 |
| 1492650000  | KQNG-M5/6     | K.25 |
| 1492660000  | KQNG-M6/6     | K.25 |
| 1492670000  | KQNG-M8/6     | K.25 |
| 1492680000  | KQNG-M5/10    | K.25 |
| 1492690000  | KQNG-M6/10    | K.25 |
| 1492700000  | KQNG-M6/16    | K.25 |
| 1492710000  | KQNG-M8/16    | K.25 |
| 1492720000  | KSN/0,1-0,5   | K.26 |
| 1492730000  | KSN/0,5-1,0   | K.26 |
| 1492740000  | KSN/1,5-2,5   | K.26 |
| 1492750000* | KSN/2,5       | K.26 |
| 1492770000  | KSN/4,0       | K.26 |
| 1492780000  | KSN/10        | K.26 |
| 1492790000  | KSN/16        | K.26 |
| 1492800000* | KSN/25        | K.26 |
| 1492810000* | KSN/35        | K.26 |
| 1492820000* | KSN/50        | K.26 |
| 1492830000* | KSN/70        | K.26 |
| 1492840000* | KSN/95        | K.26 |
| 1492850000  | VPLN/0,1-0,5  | K.27 |
| 1492860000  | VPLN/0,5-1,0  | K.27 |
| 1492870000  | VPLN/1,5-2,5  | K.27 |
| 1492880000  | VPLN/4,0      | K.27 |
| 1492890000  | VPLN/10       | K.27 |
| 1492900000  | VPLN/16       | K.27 |
| 1492910000  | VPLN/25       | K.27 |
| 1492920000  | VPLN/35       | K.27 |
| 1492930000  | VPLN/50       | K.27 |
| 1492940000  | VPLN/70       | K.27 |
| 1492950000  | VPLN/95       | K.27 |
| 1492960000  | VPLN/120      | K.27 |
| 1492970000  | VPLN/150      | K.27 |
| 1492980000  | VSTN/0,1-0,5  | K.27 |
| 1492990000  | VSTN/0,5-1    | K.27 |
| 1493010000  | VSTN/1,5-2,5  | K.27 |
| 1493020000  | VSTN/4,0      | K.27 |
| 1493030000  | VSTN/10       | K.27 |
| 1493040000  | VSTN/16       | K.27 |
| 1493050000  | VSTN/25       | K.27 |
| 1493060000  | VSTN/35       | K.27 |
| 1493070000  | VSTN/50       | K.27 |
| 1493080000  | VSTN/70       | K.27 |
| 1493090000  | VSTN/95       | K.27 |
| 1493100000  | VSTN/120      | K.27 |
| 1493120000  | VSTN/150      | K.27 |
| 1493130000  | KQN-M12/35    | K.24 |
| 1493140000  | KQN-M16/35    | K.24 |
| 1493150000  | KQN-M8/50     | K.24 |
| 1493160000  | KQN-M10/50    | K.24 |
| 1493170000  | KQN-M12/50    | K.24 |
| 1493180000  | KQN-M16/50    | K.24 |
| 1493190000  | KQN-M6/70     | K.24 |
| 1493210000  | KQN-M8/70     | K.24 |
| 1493220000  | KQN-M10/70    | K.24 |
| 1493230000  | KQN-M12/70    | K.24 |
| 1493240000  | KQN-M16/70    | K.24 |
| 1493250000  | KQN-M20/70    | K.24 |
| 1493260000  | KQN-M8/95     | K.24 |
| 1493270000  | KQN-M10/95    | K.24 |
| 1493280000  | KQN-M12/95    | K.24 |
| 1493290000  | KQN-M16/95    | K.24 |
| 1493310000  | KQN-M20/95    | K.24 |
| 1493320000  | KQN-M8/120    | K.24 |
| 1493330000  | KQN-M10/120   | K.24 |
| 1493340000  | KQN-M12/120   | K.24 |
| 1493350000  | KQN-M16/120   | K.24 |
| 1493360000  | KQN-M20/120   | K.24 |
| 1493370000  | KQN-M10/150   | K.24 |
| 1493380000  | KQN-M12/150   | K.24 |
| 1493390000  | KQN-M16/150   | K.24 |
| 1493410000  | KQN-M20/150   | K.24 |
| 1493420000  | KQN-M10/185   | K.24 |
| 1493430000  | KQN-M12/185   | K.24 |
| 1493440000  | KQN-M16/185   | K.24 |
| 1493450000  | KQN-M20/185   | K.24 |
| 1493460000  | KQN-M10/240   | K.24 |
| 1493470000  | KQN-M12/240   | K.24 |
| 1493480000  | KQN-M16/240   | K.24 |
| 1493490000  | KQN-M16/25    | K.24 |
| 1493510000  | KQN-M6/50     | K.24 |
| 1493520000  | KQN-M20/35    | K.24 |
| 1493530000  | KQN-M20/50    | K.24 |
| 1493540000  | KQNG-M3/1     | K.25 |
| 1493550000  | KQNG-M3,5/1   | K.25 |
| 1493560000  | KQNG-M4/S/1   | K.25 |
| 1493570000  | KQNG-M4/1     | K.25 |
| 1493580000  | KQNG-M5/1     | K.25 |
| 1493590000  | KQNG-M6/1     | K.25 |
| 1493600000  | KQNG-M3/2,5   | K.25 |
| 1493610000  | KQNG-M3,5/2,5 | K.25 |
| 1493620000  | KQNG-M4/S/2,5 | K.25 |
| 1493630000  | KQNG-M4/2,5   | K.25 |
| 1493640000  | KQNG-M5/2,5   | K.25 |
| 1493650000  | KQNG-M6/2,5   | K.25 |

| Order No.   | Type           | Page |
|-------------|----------------|------|
| 1493660000  | KQNG-M4/6      | K.25 |
| 1493670000  | KQN-M2/0,5     | K.23 |
| 1493680000  | KQN-M3/0,5     | K.23 |
| 1493690000  | KQN-M4/0,5     | K.23 |
| 1493700000  | KQN-M5/0,5     | K.23 |
| 1493710000  | KQN-M10/1      | K.23 |
| 1493720000  | KQN-M2/1       | K.23 |
| 1493730000  | KQN-M2,5/1     | K.23 |
| 1493740000  | KQN-M3/1       | K.23 |
| 1493750000  | KQN-M3,5/1     | K.23 |
| 1493760000  | KQN-M4/S/1     | K.23 |
| 1493770000  | KQN-M4/1       | K.23 |
| 1493780000  | KQN-M5/S/1     | K.23 |
| 1493790000  | KQN-M5/1       | K.23 |
| 1493800000  | KQN-M6/1       | K.23 |
| 1493810000  | KQN-M8/1       | K.23 |
| 1493820000  | KQN-M3/2,5     | K.23 |
| 1493830000  | KQN-M3,5/2,5   | K.23 |
| 1493840000  | KQN-M4/S/2,5   | K.23 |
| 1493850000  | KQN-M4/2,5     | K.23 |
| 1493870000  | KQN-M5/2,5     | K.23 |
| 1493880000  | KQN-M5/2,5     | K.23 |
| 1493890000  | KQN-M6/2,5     | K.23 |
| 1493910000  | KQN-M8/2,5     | K.23 |
| 1493930000  | KQN-M10/2,5    | K.23 |
| 1493940000  | KQN-M12/2,5    | K.23 |
| 1493950000  | KQN-M4/6       | K.23 |
| 1493960000  | KQN-M5/6       | K.23 |
| 1493970000  | KQN-M6/6       | K.23 |
| 1493980000  | KQN-M8/6       | K.23 |
| 1493990000  | KQN-M10/6      | K.23 |
| 1494000000  | KQN-M12/6      | K.23 |
| 1494010000  | KQN-M4/10      | K.24 |
| 1494020000  | KQN-M5/10      | K.24 |
| 1494030000  | KQN-M6/10      | K.24 |
| 1494040000  | KQN-M8/10      | K.24 |
| 1494050000  | KQN-M10/10     | K.24 |
| 1494060000  | KQN-M12/10     | K.24 |
| 1494070000  | KQN-M5/16      | K.24 |
| 1494080000  | KQN-M6/16      | K.24 |
| 1494090000  | KQN-M8/16      | K.24 |
| 1494100000  | KQN-M10/16     | K.24 |
| 1494110000  | KQN-M12/16     | K.24 |
| 1494120000  | KQN-M5/25      | K.24 |
| 1494130000  | KQN-M6/25      | K.24 |
| 1494140000  | KQN-M8/25      | K.24 |
| 1494150000  | KQN-M10/25     | K.24 |
| 1494160000  | KQN-M12/25     | K.24 |
| 1494170000  | KQN-M6/35      | K.24 |
| 1494180000  | KQN-M8/35      | K.24 |
| 1494190000  | KQN-M10/35     | K.24 |
| 1494200000  | KRN-M10/240 S  | K.11 |
| 1494210000  | KRN-M12/240 S  | K.11 |
| 1494220000  | KRN-M16/240 S  | K.11 |
| 1494230000* | KRN-M10/300 S  | K.11 |
| 1494240000* | KRN-M12/300 S  | K.11 |
| 1494250000* | KRN-M16/300 S  | K.11 |
| 1494260000  | KRN-M6/120 S   | K.11 |
| 1494270000  | KRN-M8/120 S   | K.11 |
| 1494280000  | KRN-M6/95 S    | K.11 |
| 1494290000  | KRN-M6/150 S   | K.11 |
| 1494300000  | KRN-M6/185 S   | K.11 |
| 1494310000  | KRN-M6/185 90  | K.13 |
| 1494320000  | KRN-M6/150 90  | K.13 |
| 1494330000  | KRN-M10/150 90 | K.13 |
| 1494340000  | KRN-M12/150 90 | K.13 |
| 1494350000  | KRN-M16/150 90 | K.13 |
| 1494360000  | KRN-M10/240 90 | K.13 |
| 1494370000  | KRN-M14/95 90  | K.13 |
| 1494380000  | KRN-M8/120 90  | K.13 |
| 1494390000  | KRN-M16/35 90  | K.12 |
| 1494400000  | KRN-M14/35 90  | K.12 |
| 1494410000  | KRN-M14/50 90  | K.13 |
| 1494420000  | KRN-M14/70 90  | K.13 |
| 1494430000  | KRN-M14/95 90  | K.13 |
| 1494440000  | KRN-M8/120 90  | K.13 |
| 1494450000  | KRN-M16/35 90  | K.12 |
| 1494460000  | KRN-M14/35 90  | K.12 |
| 1494470000  | KRN-M14/50 90  | K.13 |
| 1494480000  | KRN-M14/70 90  | K.13 |
| 1494490000  | KRN-M14/95 90  | K.13 |
| 1494500000  | KRN-M16/35 90  | K.12 |
| 1494510000  | KRN-M14/35 90  | K.12 |
| 1494520000  | KRN-M14/50 90  | K.13 |
| 1494530000  | KRN-M14/70 90  | K.13 |
| 1494540000  | KRN-M14/95 90  | K.13 |
| 1494550000  | KRN-M16/35 90  | K.12 |
| 1494560000  | KRN-M14/35 90  | K.12 |
| 1494570000  | KRN-M14/50 90  | K.13 |
| 1494580000  | KRN-M14/70 90  | K.13 |
| 1494590000  | KRN-M14/95 90  | K.13 |
| 1494600000  | KRN-M10/50 90  | K.11 |

| Order No.   | Type           | Page |
|-------------|----------------|------|
| 1494610000  | KRN-M12/70 S   | K.11 |
| 1494620000  | KRN-M8/95 S    | K.11 |
| 1494630000  | KRN-M10/95 S   | K.11 |
| 1494640000  | KRN-M12/95 S   | K.11 |
| 1494650000  | KRN-M10/120 S  | K.11 |
| 1494660000  | KRN-M12/120 S  | K.11 |
| 1494670000  | KRN-M8/150 S   | K.11 |
| 1494680000  | KRN-M10/150 S  | K.11 |
| 1494690000  | KRN-M12/150 S  | K.11 |
| 1494700000  | KRN-M10/185 S  | K.11 |
| 1494710000  | KRN-M12/185 S  | K.11 |
| 1494720000  | KRN-M16/185 S  | K.11 |
| 1494730000* | KRN-M3/0,75    | K.9  |
| 1494740000* | KRN-M4/0,75    | K.9  |
| 1494750000* | KRN-M5/0,75    | K.9  |
| 1494760000* | KRN-M3/1,5     | K.9  |
| 1494770000* | KRN-M4/1,5     | K.9  |
| 1494780000* | KRN-M5/1,5     | K.9  |
| 1494790000* | KRN-M6/1,5     | K.9  |
| 1494800000* | KRN-M4/2,5     | K.9  |
| 1494810000* | KRN-M5/2,5     | K.9  |
| 1494820000* | KRN-M6/2,5     | K.9  |
| 1494830000* | KRN-M8/2,5     | K.9  |
| 1494840000* | KRN-M4/4       | K.9  |
| 1494850000* | KRN-M5/4       | K.9  |
| 1494860000* | KRN-M6/4       | K.9  |
| 1494870000* | KRN-M8/4       | K.9  |
| 1494880000* | KWN-M3/0,75 90 | K.12 |
| 1494890000* | KWN-M4/0,75 90 | K.12 |
| 1494900000* | KWN-M5/0,75 90 | K.12 |
| 1494910000* | KWN-M3/1,5 90  | K.12 |
| 1494920000* | KWN-M4/1,5 90  | K.12 |
| 1494930000* | KWN-M5/1,5 90  | K.12 |
| 1494940000* | KWN-M6/1,5 90  | K.12 |
| 1494950000* | KWN-M4/2,5 90  | K.12 |
| 1494960000* | KWN-M5/2,5 90  | K.12 |
| 1494970000* | KWN-M6/2,5 90  | K.12 |
| 1494980000* | KWN-M8/2,5 90  | K.12 |
| 1494990000* | KWN-M4/4 90    | K.12 |
| 1495000000* | KWN-M5/4 90    | K.12 |
| 1495010000* | KWN-M6/4 90    | K.12 |
| 1495020000* | KWN-M8/4 90    | K.12 |
| 1495030000* | KWN-M3/1,5 90  | K.12 |
| 1495040000* | KWN-M4/1,5 90  | K.12 |
| 1495050000* | KWN-M5/1,5 90  | K.12 |
| 1495060000* | KWN-M6/1,5 90  | K.12 |
| 1495070000* | KWN-M4/2,5 90  | K.12 |
| 1495080000* | KWN-M5/2,5 90  | K.12 |
| 1495090000* | KWN-M6/2,5 90  | K.12 |
| 1495100000* | KWN-M8/2,5 90  | K.12 |
| 1495110000* | KWN-M4/4 90    | K.12 |
| 1495120000* | KWN-M5/4 90    | K.12 |
| 1495130000* | KWN-M6/4 90    | K.12 |
| 1495140000* | KWN-M8/4 90    | K.12 |
| 1495150000* | KWN-M3/1,5 90  | K.12 |
| 1495160000* | KWN-M4/1,5 90  | K.12 |
| 1495170000* | KWN-M5/1,5 90  | K.12 |
| 1495180000* | KWN-M6/1,5 90  | K.12 |
| 1495190000* | KWN-M4/2,5 90  | K.12 |
| 1495200000* | KWN-M5/2,5 90  | K.12 |
| 1495210000* | KWN-M6/2,5 90  | K.12 |
| 1495220000* | KWN-M8/2,5 90  | K.12 |
| 1495230000* | KWN-M4/4 90    | K.12 |
| 1495240000* | KWN-M5/4 90    | K.12 |
| 1495250000* | KWN-M6/4 90    | K.12 |
| 1495260000* | KWN-M8/4 90    | K.12 |
| 1495270000* | KWN-M3/1,5 90  | K.12 |
| 1495280000* | KWN-M4/1,5 90  | K.12 |
| 1495290000* | KWN-M5/1,5 90  | K.12 |
| 1495300000* | KWN-M6/1,5 90  | K.12 |
| 1495310000* | KWN-M4/2,5 90  | K.12 |
| 1495320000* | KWN-M5/2,5 90  | K.12 |
| 1495330000* | KWN-M6/2,5 90  | K.12 |
| 1495340000* | KWN-M8/2,5 90  | K.12 |
| 1495350000* | KWN-M4/4 90    | K.12 |
| 1495360000* | KWN-M5/4 90    | K.12 |
| 1495370000* | KWN-M6/4 90    | K.12 |
| 1495380000* | KWN-M8/4 90    | K.12 |
| 1495390000* | KRN-M10/185    | K.10 |
| 1495400000  | KRN-M12/185    | K.10 |
| 1495410000  | KRN-M16/185    | K.10 |
| 1495420000  | KRN-M20/185    | K.10 |
| 1495430000  | KRN-M10/240    | K.10 |
| 1495440000  | KRN-M12/240    | K.10 |
| 1495450000  | KRN-M16/240    | K.10 |
| 1495460000  | KRN-M20/240    | K.10 |
| 1495470000  | KRN-M10/185    | K.10 |
| 1495480000* | KRN-M12/185    | K.10 |
| 1495490000* | KRN-M16/185    | K.10 |
| 1495500000* | KRN-M20/185    | K.10 |
| 1495510000* | KRN-M10/300    | K.10 |
| 1495520000* | KRN-M12/300    | K.10 |
| 1495530000* | KRN-M16/300    | K.10 |
| 1495540000* | KRN-M20/300    | K.10 |
| 1495550000* | KRN-M10/240    | K.10 |
| 1495560000* | KRN-M12/240    | K.10 |
| 1495570000* | KRN-M16/240    | K.10 |
| 1495580000* | KRN-M20/240    | K.10 |
| 1495590000* | KRN-M10/300    | K.10 |
| 1495600000* | KRN-M12/300    | K.10 |
| 1495610000* | KRN-M16/300    | K.10 |
| 1495620000* | KRN-M20/300    | K.10 |
| 1495630000* | KRN-M10/95     | K.10 |
| 1495640000* | KRN-M12/95     | K.10 |
| 1495650000* | KRN-M16/95     | K.10 |
| 1495660000* | KRN-M20/95     | K.10 |
| 1495670000* | KRN-M10/120    | K.10 |
| 1495680000* | K              |      |

| Order No.   | Type            | Page |
|-------------|-----------------|------|
| 1497090000  | KWN-M6/16 90    | K.12 |
| 1497100000  | KWN-M8/16 90    | K.12 |
| 1497110000  | KWN-M10/16 90   | K.12 |
| 1497120000  | KWN-M12/16 90   | K.12 |
| 1497130000  | VSTN/10         | K.15 |
| 1497140000  | VSTN/16         | K.15 |
| 1497150000  | KRN-M4/6        | K.9  |
| 1497170000  | KRN-M5/6        | K.9  |
| 1497180000  | KRN-M6/6        | K.9  |
| 1497190000  | KRN-M8/6        | K.9  |
| 1497200000  | KRN-M10/6       | K.9  |
| 1497210000  | KRN-M12/6       | K.9  |
| 1497220000  | KWN-M4/6-90     | K.12 |
| 1497240000  | KRN-M20/300     | K.10 |
| 1497250000  | KRN-M14/185     | K.10 |
| 1497270000  | KRN-M14/240     | K.10 |
| 1497280000  | KRN-M14/300     | K.10 |
| 1497290000* | KRN-M8/185      | K.10 |
| 1497300000  | KWN-M12/300 90  | K.13 |
| 1497310000  | KWN-M16/300 90  | K.13 |
| 1497320000  | KWN-M20/300 90  | K.13 |
| 1497330000  | VSTN-M0,5/0,75  | K.15 |
| 1497340000  | VSTN-M1/1,5     | K.15 |
| 1497350000  | VSTN/2,5        | K.15 |
| 1497370000  | VSTN/4          | K.15 |
| 1497380000  | VSTN/150        | K.15 |
| 1497390000  | VSTN/185        | K.15 |
| 1497400000  | VSTN/240        | K.15 |
| 1497420000  | KWPN-M6/10 90   | K.19 |
| 1497430000  | KWPN-M8/10 90   | K.19 |
| 1497440000  | KWPN-M6/16 90   | K.19 |
| 1497450000  | KWPN-M8/16 90   | K.19 |
| 1497470000  | KWPN-M10/16 90  | K.19 |
| 1497480000  | KWPN-M12/16 90  | K.19 |
| 1497490000  | KWPN-M6/25 90   | K.19 |
| 1497510000  | KWPN-M8/25 90   | K.19 |
| 1497520000  | KWPN-M10/25 90  | K.19 |
| 1497530000  | KWPN-M12/25 90  | K.19 |
| 1497540000  | KWPN-M6/35 90   | K.19 |
| 1497550000  | KWPN-M8/35 90   | K.19 |
| 1497570000  | KWPN-M10/35 90  | K.19 |
| 1497580000  | KWPN-M12/35 90  | K.19 |
| 1497590000  | KWPN-M8/50 90   | K.19 |
| 1497610000  | KWPN-M10/50 90  | K.19 |
| 1497620000  | KWPN-M12/50 90  | K.19 |
| 1497630000  | KWPN-M16/50 90  | K.19 |
| 1497640000  | KWPN-M8/70 90   | K.19 |
| 1497650000  | KWPN-M10/70 90  | K.19 |
| 1497660000  | KWPN-M12/70 90  | K.19 |
| 1497680000  | KWPN-M16/70 90  | K.19 |
| 1497690000  | KWPN-M8/95 90   | K.19 |
| 1497710000  | KWPN-M10/95 90  | K.19 |
| 1497720000  | KWPN-M12/95 90  | K.19 |
| 1497730000  | KWPN-M16/95 90  | K.19 |
| 1497750000  | KWPN-M10/120 90 | K.19 |
| 1497760000  | KWPN-M12/120 90 | K.19 |
| 1497770000  | KWPN-M16/120 90 | K.19 |
| 1497780000  | KWPN-M20/120 90 | K.19 |
| 1497790000  | KWPN-M8/150 90  | K.19 |
| 1497810000  | KWPN-M10/150 90 | K.19 |
| 1497820000  | KWPN-M12/150 90 | K.19 |
| 1497830000  | KWPN-M16/150 90 | K.19 |
| 1497840000  | KP-M5/6         | K.17 |
| 1497850000  | KP-M6/6         | K.17 |
| 1497860000  | KP-M8/6         | K.17 |
| 1497870000  | KP-M5/10        | K.17 |
| 1497880000  | KP-M6/10        | K.17 |
| 1497890000  | KP-M8/10        | K.17 |
| 1497910000  | KP-M10/10       | K.17 |
| 1497920000  | KP-M5/16        | K.17 |
| 1497930000  | KP-M6/16        | K.17 |
| 1497940000  | KP-M8/16        | K.17 |
| 1497950000  | KP-M10/16       | K.17 |
| 1497960000  | KP-M12/16       | K.17 |
| 1497970000  | KP-M6/25        | K.17 |
| 1497980000  | KP-M8/25        | K.17 |
| 1497990000  | KP-M10/25       | K.17 |
| 1498000000  | KP-M12/25       | K.17 |
| 1498010000  | KP-M16/25       | K.17 |
| 1498020000  | KP-M6/35        | K.17 |
| 1498030000  | KP-M8/35        | K.17 |
| 1498040000  | KP-M10/35       | K.17 |
| 1498050000  | KP-M12/35       | K.17 |
| 1498060000  | KP-M16/35       | K.17 |
| 1498070000  | KP-M8/50        | K.17 |
| 1498080000  | KP-M10/50       | K.17 |
| 1498090000  | KP-M12/50       | K.17 |
| 1498110000  | KP-M16/50       | K.17 |
| 1498120000  | KP-M20/50       | K.17 |
| 1498130000  | KP-M8/70        | K.17 |
| 1498140000  | KP-M10/70       | K.17 |
| 1498150000  | KP-M12/70       | K.17 |
| 1498160000  | KP-M16/70       | K.17 |
| 1498170000  | KP-M20/70       | K.17 |
| 1498180000  | KP-M8/95        | K.17 |
| 1498190000  | KP-M10/95       | K.17 |
| 1498210000  | KP-M12/95       | K.17 |
| 1498220000  | KP-M16/95       | K.17 |
| 1498230000  | KP-M20/95       | K.17 |

| Order No.  | Type       | Page |
|------------|------------|------|
| 1498240000 | KP-M10/120 | K.18 |
| 1498250000 | KP-M12/120 | K.18 |
| 1498270000 | KP-M16/120 | K.18 |
| 1498280000 | KP-M20/120 | K.18 |
| 1498290000 | KP-M8/150  | K.18 |
| 1498310000 | KP-M10/150 | K.18 |
| 1498320000 | KP-M12/150 | K.18 |
| 1498330000 | KP-M16/150 | K.18 |
| 1498340000 | KP-M20/150 | K.18 |
| 1498350000 | KP-M10/185 | K.18 |
| 1498360000 | KP-M12/185 | K.18 |
| 1498370000 | KP-M16/185 | K.18 |
| 1498380000 | KP-M20/185 | K.18 |
| 1498390000 | KP-M10/240 | K.18 |
| 1498410000 | KP-M12/240 | K.18 |
| 1498420000 | KP-M16/240 | K.18 |
| 1498430000 | KP-M20/240 | K.18 |
| 1498440000 | KP-M10/300 | K.18 |
| 1498450000 | KP-M12/300 | K.18 |
| 1498460000 | KP-M16/300 | K.18 |
| 1498470000 | KP-M20/300 | K.18 |
| 1498480000 | KP-M8/120  | K.18 |
| 1498490000 | KP-M14/120 | K.18 |
| 1498510000 | KP-M6/50   | K.17 |
| 1498520000 | KP-M14/95  | K.17 |
| 1498530000 | KP-M14/240 | K.18 |
| 1498540000 | KP-M8/185  | K.18 |
| 1498550000 | KP-M14/300 | K.18 |
| 1498560000 | KP-M14/70  | K.17 |
| 1498570000 | KP-M14/50  | K.18 |
| 1498580000 | KP-M14/150 | K.18 |
| 1498590000 | KP-M16/185 | K.18 |
| 1498610000 | VPN/6      | K.20 |
| 1498620000 | VPN/10     | K.20 |
| 1498630000 | VPN/16     | K.20 |
| 1498640000 | VPN/25     | K.20 |
| 1498650000 | VPN/35     | K.20 |
| 1498660000 | VPN/50     | K.20 |
| 1498670000 | VPN/70     | K.20 |
| 1498680000 | VPN/95     | K.20 |
| 1498690000 | VPN/120    | K.20 |
| 1498710000 | VPN/150    | K.20 |
| 1498720000 | VPN/185    | K.20 |
| 1498730000 | VPN/240    | K.20 |
| 1498740000 | VPN/300    | K.20 |

## 1500000000

|            |                     |      |
|------------|---------------------|------|
| 1500440000 | PZ RK 6/70          | D.32 |
| 1500450000 | PZ RK 10/120        | D.33 |
| 1500470000 | PZ PK 6/70          | D.32 |
| 1500480000 | PZ PK 10/120        | D.33 |
| 1500830000 | EPG 45              | D.34 |
| 1500840000 | AKKU EPG            | D.31 |
| 1500840000 | AKKU EPG            | D.34 |
| 1500840000 | AKKU EPG            | D.36 |
| 1500840000 | AKKU EPG            | D.40 |
| 1500850000 | ES EPG 45 WM 6      | D.35 |
| 1500870000 | ES EPG 45 WM 10/70  | D.35 |
| 1500880000 | ES EPG 45 WM 25/50  | D.35 |
| 1500890000 | ES EPG 45 WM 95     | D.35 |
| 1500900000 | ES EPG 45 WM 120    | D.35 |
| 1500920000 | ES EPG 45 WM 16/35  | D.35 |
| 1500930000 | ES EPG 45 HEX 6     | D.35 |
| 1500940000 | ES EPG 45 HEX 10/70 | D.35 |
| 1500950000 | ES EPG 45 HEX 16/35 | D.35 |
| 1500970000 | ES EPG 45 HEX 25/50 | D.35 |
| 1500980000 | ES EPG 45 HEX 95    | D.35 |
| 1500990000 | ES EPG 45 HEX 120   | D.35 |
| 1501290000 | ES EPG 45 DIN 6     | D.35 |
| 1501320000 | ES EPG 45 DIN 10    | D.35 |
| 1501330000 | ES EPG 45 DIN 16    | D.35 |
| 1501340000 | ES EPG 45 DIN 25    | D.35 |
| 1501350000 | ES EPG 45 DIN 35    | D.35 |
| 1501370000 | ES EPG 45 DIN 50    | D.35 |
| 1501380000 | ES EPG 45 DIN 70    | D.35 |
| 1501800000 | ES APG 80 DIN 185   | D.39 |
| 1501820000 | ES APG 80 DIN 240   | D.39 |
| 1502050000 | ES APG 80 AEH 50    | D.39 |
| 1502070000 | ES APG 80 AEH 70    | D.39 |
| 1502080000 | ES APG 80 AEH 95    | D.39 |
| 1502090000 | ES APG 80 AEH 120   | D.39 |
| 1502100000 | ES APG 80 AEH 150   | D.39 |
| 1502140000 | AKKU APG/AKT        | D.38 |
| 1502140000 | AKKU APG/AKT        | D.40 |
| 1502170000 | LADEGERAET APG/AKT  | D.38 |
| 1502170000 | LADEGERAET APG/AKT  | D.40 |
| 1502390000 | APG 80              | D.38 |
| 1502430000 | ES APG 80 WM 6      | D.39 |
| 1502440000 | ES APG 80 WM10      | D.39 |
| 1502470000 | ES APG 80 WM 16     | D.39 |
| 1502480000 | ES APG 80 WM 25     | D.39 |
| 1502490000 | ES APG 80 WM 35     | D.39 |
| 1502500000 | ES APG 80 WM 50     | D.39 |
| 1502520000 | ES APG 80 WM 70     | D.39 |
| 1502530000 | ES APG 80 WM 95     | D.39 |
| 1502540000 | ES APG 80 WM 120    | D.39 |
| 1502550000 | ES APG 80 WM 150    | D.39 |
| 1502570000 | ES APG 80 WM 185    | D.39 |

| Order No.  | Type                     | Page |
|------------|--------------------------|------|
| 1502580000 | ES APG 80 WM 240         | D.39 |
| 1502590000 | ES APG 80 WM 300         | D.39 |
| 1502600000 | ES APG 80 HEX 6          | D.39 |
| 1502620000 | ES APG 80 HEX 10         | D.39 |
| 1502630000 | ES APG 80 HEX 16         | D.39 |
| 1502640000 | ES APG 80 HEX 25         | D.39 |
| 1502650000 | ES APG 80 HEX 35         | D.39 |
| 1502670000 | ES APG 80 HEX 50         | D.39 |
| 1502680000 | ES APG 80 HEX 70         | D.39 |
| 1502690000 | ES APG 80 HEX 95         | D.39 |
| 1502700000 | ES APG 80 HEX 120        | D.39 |
| 1502720000 | ES APG 80 HEX 150        | D.39 |
| 1502730000 | ES APG 80 HEX 185        | D.39 |
| 1502740000 | ES APG 80 HEX 240        | D.39 |
| 1502750000 | ES APG 80 HEX 300        | D.39 |
| 1502780000 | ES APG 80 HEX 300AL      | D.39 |
| 1502790000 | ES APG 80 DIN 120        | D.39 |
| 1502800000 | ES APG 80 DIN 150        | D.39 |
| 1502820000 | ES APG 80 DIN 6          | D.39 |
| 1502830000 | ES APG 80 DIN 10         | D.39 |
| 1502840000 | ES APG 80 DIN 16         | D.39 |
| 1502850000 | ES APG 80 DIN 25         | D.39 |
| 1502870000 | ES APG 80 DIN 35         | D.39 |
| 1502880000 | ES APG 80 DIN 50         | D.39 |
| 1502890000 | ES APG 80 DIN 70         | D.39 |
| 1502900000 | ES APG 80 DIN 95         | D.39 |
| 1509370000 | LADEGERAET EPG           | D.31 |
| 1509370000 | LADEGERAET EPG           | D.34 |
| 1509370000 | LADEGERAET EPG           | D.36 |
| 1509370000 | LADEGERAET EPG           | D.40 |
| 1509380000 | LADEGERAET EPG 45 120V   | D.40 |
| 1509390000 | LADEGERAET APG/AKT 120 V | D.40 |

## 1510000000

|            |                     |     |
|------------|---------------------|-----|
| 1512780000 | STRIPAX ULTIMATE XL | C.5 |
| 1512790000 | ERME SPX UL XL      | C.5 |

## 1530000000

|            |                     |      |
|------------|---------------------|------|
| 1534740000 | Powerstripper AM 12 | F.10 |
|------------|---------------------|------|

## 1540000000

|            |                    |      |
|------------|--------------------|------|
| 1542250000 | CRIMPSET PZ 10 HEX | H.25 |
| 1542280000 | CRIMPSET PZ 10 SDR | H.25 |
| 1548380000 | KOS-PG42           | B.15 |
| 1548390000 | KOS-PG48           | B.15 |
| 1548400000 | KOS-M63            | B.15 |
| 1548410000 | KOS-M50            | B.15 |

## 1550000000

|            |             |      |
|------------|-------------|------|
| 1552230000 | SDIS SL P22 | F.19 |
|------------|-------------|------|

## 1770000000

|            |                    |      |
|------------|--------------------|------|
| 1774470000 | WSM TOOL AUTOMATIK | D.45 |
| 1774480000 | WSM TOOL MANUELL   | D.46 |

## 1800000000

|            |         |      |
|------------|---------|------|
| 1806850000 | IS 3 KG | F.26 |
|------------|---------|------|

## 1860000000

|            |                    |      |
|------------|--------------------|------|
| 1862200000 | WK-1/4(Screwly)    | F.15 |
| 1866710000 | Removal Tool CM 3  | D.43 |
| 1866720000 | Removal Tool CM 5  | D.43 |
| 1866730000 | REMOVAL TOOL HD    | D.43 |
| 1866740000 | Removal Tool CM 20 | D.43 |
| 1866750000 | Removal Tool HE    | D.43 |
| 1866760000 | Removal Tool AFK   | D.43 |

## 1900000000

|            |                       |      |
|------------|-----------------------|------|
| 1900000000 | Screwly-M12           | F.15 |
| 1900010000 | Screwly-M12-DM        | F.15 |
| 1900010000 | Screwly-M8            | F.15 |
| 1900011000 | Screwly-M8-DM         | F.15 |
| 1900020000 | Screwly-M12 F         | F.15 |
| 1900021000 | Screwly-M12 F-DM      | F.15 |
| 1900030000 | Screwly-M8 F          | F.15 |
| 1900031000 | Screwly-M8 F-DM       | F.15 |
| 1900100000 | Screwly M12 KO o. SD  | F.15 |
| 1900110000 | Screwly M8 KO o. SD   | F.15 |
| 1900120000 | Screwly M121 KO o. SD | F.15 |
| 1900130000 | Screwly M8F KO o. SD  | F.15 |

## 1910000000

|            |             |      |
|------------|-------------|------|
| 1910000000 | Screwly Set | F.15 |
|------------|-------------|------|

## 1920000000

|            |                |      |
|------------|----------------|------|
| 1920000000 | Screwly Set-DM | F.15 |
|------------|----------------|------|

| Order No.         | Type      | Page |
|-------------------|-----------|------|
| <b>1960000000</b> |           |      |
| 1966780000        | IE-KOK-V1 | B.15 |
| 1966790000        | IE-KOK-Y4 | B.15 |
| 1966810000        | IE-KO-HAT | B.14 |
| <b>1980000000</b> |           |      |
| 1                 |           |      |



| Order No.  | Type              | Page |
|------------|-------------------|------|
| 2505360000 | ES EPG 60 DIN 120 | D.37 |
| 2506000000 | WB I T10          | F.12 |
| 2506010000 | WB I T15          | F.12 |
| 2506020000 | WB I T20          | F.12 |
| 2506030000 | WB I VK 1         | F.12 |
| 2506040000 | WB I VK 2         | F.12 |
| 2506050000 | WB I SK 2.5       | F.12 |
| 2506060000 | WB I SK 3         | F.12 |
| 2506070000 | WB I SK 4         | F.12 |
| 2506080000 | WB I SK 5         | F.12 |

## 2520000000

|            |                   |      |
|------------|-------------------|------|
| 2528550000 | HO.5/14S OR GSP   | J.14 |
| 2528560000 | HO.75/14S W GSP   | J.14 |
| 2528570000 | H1.0/14S GE GSP   | J.14 |
| 2528580000 | H1.5/14S R GSP    | J.14 |
| 2528590000 | HO.5/14DS W GSP   | J.14 |
| 2528600000 | HO.75/14DS GR GSP | J.14 |
| 2528610000 | H1.0/14DS R GSP   | J.14 |
| 2528620000 | H1.5/14DS SW GSP  | J.14 |
| 2528630000 | HO.75/14TS HB GSP | J.14 |

## 2540000000

|            |            |      |
|------------|------------|------|
| 2544760000 | SKAI TASCH | G.6  |
| 2544760000 | SKAI TASCH | G.7  |
| 2544760000 | SKAI TASCH | G.8  |
| 2544760000 | SKAI TASCH | G.14 |
| 2548180000 | P BAG      | H.19 |
| 2548180000 | P BAG      | H.20 |
| 2548180000 | P BAG      | H.21 |
| 2548180000 | P BAG      | H.22 |
| 2548180000 | P BAG      | H.23 |

## 2560000000

|            |                 |      |
|------------|-----------------|------|
| 2561430000 | P BAG SET 1     | H.19 |
| 2565720000 | 2POL TESTER ZUB | G.14 |

## 2570000000

|            |                     |      |
|------------|---------------------|------|
| 2571480000 | ERTE KLBC SPX 10    | C.4  |
| 2571490000 | ERTE KLBC SPX 16    | C.4  |
| 2571500000 | ERTE KLBC SPX UL    | C.5  |
| 2571510000 | ERTE KLBC SPX UL XL | C.5  |
| 2576610000 | P BAG SET 2         | H.19 |
| 2576620000 | P BAG BIG           | H.12 |
| 2576620000 | P BAG BIG           | H.13 |
| 2576620000 | P BAG BIG           | H.14 |
| 2576620000 | P BAG BIG           | H.15 |
| 2576620000 | P BAG BIG           | H.16 |
| 2576620000 | P BAG BIG           | H.17 |
| 2576620000 | P BAG BIG           | H.18 |
| 2577810000 | ES EPG 60 AEH 25    | D.37 |
| 2577820000 | ES EPG 60 AEH 35    | D.37 |
| 2577830000 | ES EPG 60 AEH 50    | D.37 |
| 2577850000 | ES EPG 60 AEH 70    | D.37 |
| 2577870000 | ES EPG 60 AEH 95    | D.37 |
| 2577880000 | ES EPG 60 AEH 120   | D.37 |
| 2577900000 | ES EPG 60 AEH 150   | D.37 |
| 2577930000 | ES EPG 60 AEH 185   | D.37 |
| 2577940000 | ES EPG 60 ISO 10    | D.37 |
| 2577950000 | ES EPG 60 ISO 16    | D.37 |
| 2578020000 | KRN-M10/400         | K.10 |
| 2578030000 | KRN-M12/400         | K.10 |
| 2578040000 | KRN-M16/400         | K.10 |
| 2578050000 | KRN-M12/400         | K.10 |
| 2578060000 | ES APG80 WM 400     | D.39 |
| 2579420000 | P BAG SET 3         | H.20 |
| 2579430000 | P BAG SET 4         | H.20 |
| 2579440000 | P BAG SET 5         | H.21 |
| 2579450000 | P BAG SET 6         | H.21 |
| 2579460000 | P BAG SET 7         | H.22 |
| 2579470000 | P BAG SET 8         | H.22 |
| 2579480000 | P BAG SET 9         | H.23 |
| 2579490000 | P BAG SET 10        | H.23 |

## 2580000000

|            |                    |      |
|------------|--------------------|------|
| 2580000000 | CRIMPFIX R VARID   | L.12 |
| 2580010000 | CUTFIX 8 INTERFACE | L.7  |

## 2600000000

|            |                 |      |
|------------|-----------------|------|
| 2602110000 | P BAG XL SET 1  | H.12 |
| 2602120000 | P BAG XL SET 2  | H.12 |
| 2602130000 | P BAG XL SET 3  | H.13 |
| 2602140000 | P BAG XL SET 4  | H.13 |
| 2602150000 | P BAG XL SET 5  | H.14 |
| 2602160000 | P BAG XL SET 6  | H.14 |
| 2602170000 | P BAG XL SET 7  | H.15 |
| 2602180000 | P BAG XL SET 8  | H.15 |
| 2602190000 | P BAG XL SET 9  | H.16 |
| 2602200000 | P BAG XL SET 10 | H.16 |
| 2602210000 | P BAG XL SET 11 | H.17 |
| 2602220000 | P BAG XL SET 12 | H.17 |
| 2602230000 | P BAG XL SET 13 | H.18 |
| 2602240000 | P BAG XL SET 14 | H.18 |

| Order No.  | Type                  | Page |
|------------|-----------------------|------|
| 2602250000 | PRO CASE CAB          | H.11 |
| 2602260000 | PRO CASE UL           | H.9  |
| 2602270000 | PRO CASE 16           | H.8  |
| 2602280000 | PRO CASE ELEC         | H.10 |
| 2602290000 | TOP CASE CAB          | H.11 |
| 2602300000 | TOP CASE UL           | H.9  |
| 2602310000 | TOP CASE 16           | H.8  |
| 2602320000 | TOP CASE ELEC         | H.10 |
| 2604620000 | HO.5/16S OR BD GSP    | J.14 |
| 2604630000 | HO.5/16DS W BD GSP    | J.14 |
| 2604640000 | HO.75/16S W BD GSP    | J.14 |
| 2604650000 | HO.75/16DS GR BD GSP  | J.14 |
| 2604660000 | HO.75/16TS HBL BD GSP | J.14 |
| 2604680000 | H1.0/16S GE BD GSP    | J.14 |
| 2604690000 | H1.0/16DS R BD GSP    | J.14 |
| 2604700000 | H1.5/16S R BD GSP     | J.14 |
| 2604710000 | H1.5/16DS SW BD GSP   | J.14 |

## 2620000000

|            |           |      |
|------------|-----------|------|
| 2625720000 | AM-X      | C.13 |
| 2626340000 | ERME AM-X | C.13 |

## 2630000000

|            |                        |      |
|------------|------------------------|------|
| 2634120000 | WIRE PROCESSING CENTER | L.16 |
| 2634140000 | WPC WAGON              | L.16 |
| 2634310000 | POWERCRIMPER 6.0       | L.11 |

## 2660000000

|            |            |      |
|------------|------------|------|
| 2666380000 | WPC KBZF A | L.16 |
| 2666390000 | WPC KBZF B | L.16 |
| 2666400000 | WPC GFSN   | L.16 |

## 2680000000

|            |                            |     |
|------------|----------------------------|-----|
| 2683640000 | TOOL CHEST                 | H.4 |
| 2683650000 | TC LORW                    | H.4 |
| 2683660000 | TC BHLE                    | H.4 |
| 2683670000 | TC ZUAL                    | H.4 |
| 2683680000 | TC PRHA                    | H.4 |
| 2683690000 | TC SDHA                    | H.4 |
| 2683700000 | TC ABFBH                   | H.4 |
| 2683710000 | TC TFFHA                   | H.4 |
| 2683720000 | TC INL BIG 1               | H.4 |
| 2683730000 | TC INL BIG 1 EMPTY         | H.4 |
| 2683740000 | TC INL THRD 1              | H.4 |
| 2683750000 | TC INL THRD 1 EMPTY        | H.4 |
| 2683760000 | TC INL THRD 2              | H.4 |
| 2683770000 | TC INL THRD 2 EMPTY        | H.4 |
| 2683780000 | TC INL THRD 3              | H.4 |
| 2683790000 | TC INL THRD 3 EMPTY        | H.4 |
| 2683800000 | TC INL THRD 4              | H.4 |
| 2683810000 | TC INL THRD 4 EMPTY        | H.4 |
| 2683820000 | TC INL THRD 5              | H.4 |
| 2683830000 | TC INL THRD 5 EMPTY        | H.4 |
| 2683840000 | TC INL THRD 6              | H.4 |
| 2683850000 | TC INL THRD 6 EMPTY        | H.4 |
| 2683860000 | TC INL THRD 7              | H.4 |
| 2683870000 | TC INL THRD 7 EMPTY        | H.4 |
| 2683880000 | TC INL THRD 8              | H.4 |
| 2683890000 | TC INL THRD 8 EMPTY        | H.4 |
| 2683900000 | TC INL THRD 9              | H.4 |
| 2683910000 | TC INL THRD 9 EMPTY        | H.4 |
| 2683920000 | TC INL THRD 10             | H.4 |
| 2683930000 | TC INL THRD 10 EMPTY       | H.4 |
| 2683940000 | TC INL THRD 1 FIELD EMPTY  | H.4 |
| 2683950000 | TC INL THRD 2 FIELDS EMPTY | H.4 |
| 2683960000 | TC INL THRD 3 FIELDS EMPTY | H.4 |

## 4290000000

|            |                |      |
|------------|----------------|------|
| 4294820000 | 1/4" Handgriff | F.15 |
|------------|----------------|------|

## 8800000000

|            |       |      |
|------------|-------|------|
| 8808420000 | IE-CT | G.15 |
|------------|-------|------|

## 9000000000

|            |                       |      |
|------------|-----------------------|------|
| 9001080000 | AM 35                 | C.12 |
| 9001280000 | M-D-STRIPAX           | C.6  |
| 9001530000 | ERSATZMESSER AM 25/35 | C.12 |
| 9001540000 | AM 25                 | C.12 |
| 9002170000 | KT ZQV                | B.10 |
| 9002190000 | KTF 36                | B.6  |
| 9002650000 | KT 8                  | B.4  |
| 9002660000 | KT 12                 | B.4  |
| 9003500000 | M-D-STRIPAX +6 MEHA   | C.6  |
| 9003600000 | MEHA KP GE M-D-SPX    | C.6  |
| 9003610000 | MEHA KP RT M-D-SPX    | C.6  |
| 9003620000 | MEHA KP GN M-D-SPX    | C.6  |
| 9003630000 | MEHA KP BL M-D-SPX    | C.6  |
| 9003640000 | MEHA KP SW M-D-SPX    | C.6  |
| 9003700000 | M-D-STRIPAX AWG 30+32 | C.6  |
| 9003710000 | M-D-STRIPAX AWG 26+28 | C.6  |
| 9003720000 | M-D-STRIPAX AWG 24    | C.6  |
| 9003730000 | M-D-STRIPAX AWG 20+22 | C.6  |

| Order No.   | Type                    | Page |
|-------------|-------------------------|------|
| 9003740000  | M-D-STRIPAX AWG 18      | C.6  |
| 9003750000  | M-D-STRIPAX LWL         | C.7  |
| 9003750000  | M-D-STRIPAX LWL         | D.44 |
| 9003760000  | MEHA KP LWL M-D-SPX     | C.7  |
| 9004050000  | HO.5/10                 | J.15 |
| 9004060000  | H1.5/12                 | J.15 |
| 9004070000  | H1.5/18                 | J.15 |
| 9004080000  | H2.5/10                 | J.15 |
| 9004090000  | H2.5/18                 | J.15 |
| 9004100000  | H4.0/15                 | J.15 |
| 9004110000  | H4.0/18                 | J.15 |
| 9004120000  | H6.0/10                 | J.15 |
| 9004130000  | H6.0/18                 | J.15 |
| 9004150000  | H16.0/25                | J.15 |
| 9004160000  | H16.0/32                | J.15 |
| 9004170000  | H25.0/25                | J.15 |
| 9004180000  | H25.0/32                | J.15 |
| 9004190000  | H35.0/25                | J.15 |
| 9004200000  | H35.0/32                | J.15 |
| 9004210000  | H50.0/18                | J.15 |
| 9004220000  | H50.0/32                | J.15 |
| 9004230000  | H70.0/25                | J.15 |
| 9004240000  | H70.0/32                | J.15 |
| 9004250000  | H95.0/25                | J.15 |
| 9004260000  | H95.0/32                | J.15 |
| 9004270000  | HO.5/14 DR BD           | J.5  |
| 9004280000  | HO.5/14D W BD           | J.6  |
| 9004280000  | HO.5/14R W BD           | J.8  |
| 9004290000  | HO.75/14 W BD           | J.5  |
| 9004300000  | HO.75/14D GR BD         | J.6  |
| 9004310000  | HO.75/14T HBL BD        | J.8  |
| 9004320000  | H1.0/14 GE BD           | J.5  |
| 9004330000  | H1.0/14D R BD           | J.6  |
| 9004330000  | H1.0/14D R BD           | J.8  |
| 9004340000  | H1.5/14 R BD            | J.5  |
| 9004350000  | H1.5/14D SW BD          | J.6  |
| 9004350000  | H1.5/14D SW BD          | J.8  |
| 9004360000  | H2.5/14D BL BD          | J.5  |
| 9004370000  | H2.5/14T GR BD          | J.6  |
| 9004410000  | H1.5/16 ZH R SV         | J.10 |
| 9004420000  | H1.5/16D ZH SW SV       | J.11 |
| 9004420000  | H1.5/16D ZH SW SV       | J.12 |
| 9004430000  | H2.5/18D ZH BL SV       | J.10 |
| 9004430000  | H2.5/18D ZH BL SV       | J.11 |
| 9004440000  | HO.5/14 ZH OR SV        | J.10 |
| 9004500000  | WAW 1 NEUTRAL           | B.9  |
| 9004510000  | WAW 2                   | B.9  |
| 9004530000  | DW RSV 1.6              | D.43 |
| 9004560000  | HO.5/14S OR             | J.14 |
| 9004590000  | HO.5/14S W              | J.14 |
| 9004710000  | H10.0/26D R ZH SV       | J.11 |
| 9004720000  | H6.0/23D ZH GE SV       | J.11 |
| 9004730000  | H4/22D ZH GR SV         | J.10 |
| 9004730000  | H4/22D ZH GR SV         | J.11 |
| 9004740000  | H2.5/21D ZH BL SV       | J.10 |
| 9004740000  | H2.5/21D ZH BL SV       | J.11 |
| 9004750000  | H1.5/20D SW ZH SV       | J.11 |
| 9004750000  | H1.5/20D SW ZH SV       | J.12 |
| 9004760000  | H1.0/19D ZH R SV        | J.11 |
| 9004760000  | H1.0/19D ZH R SV        | J.12 |
| 9004770000  | HO.75/16D ZH GR SV      | J.11 |
| 9004780000  | HO.5/14D ZH W SV        | J.11 |
| 9004810000  | BLOCKBATTERIE 9V        | G.11 |
| 9004810000  | BLOCKBATTERIE 9V        | G.12 |
| 9004810000  | BLOCKBATTERIE 9V        | G.13 |
| 9004900000  | HO.75/16 ZH W SV        | J.10 |
| 9004910000  | H1.0/19 ZH GE SV        | J.10 |
| 9004920000  | H1.5/20 ZH R SV         | J.10 |
| 9004930000  | H6.0/23 ZH SW SV        | J.10 |
| 9004940000  | H10.0/24 ZH EFB SV      | J.10 |
| 9005000000  | STRIPAX                 | C.4  |
| 9005140000  | HO.75/16T ZH HBL SV     | J.12 |
| 9005150000  | H2.5/21 ZH GR SV        | J.12 |
| 9005160000  | H6.0/23T ZH GN SV       | J.12 |
| 9005170000  | H10.0/26T ZH BR SV      | J.12 |
| 9005180000  | HO.14/10 GR SV          | J.5  |
| 90051610000 | STRIPAX 16              | C.4  |
| 9005700000  | CST VARIO               | C.15 |
| 9005720000  | SCHRAUBENDREHER CST     | C.15 |
| 9005730000  | MESSEERENSATZ CST VARIO | C.15 |
| 9005740000  | MESSEERHALTER CST VARIO | C.15 |
| 9005800000  | EINSTELLLOCK CST        | C.14 |
| 9005810000  | HO.5/14 DR BD GSP       | J.5  |
| 9005820000  | HO.75/14 W BD GSP       | J.5  |
| 9005830000  | H1.0/14 GE BD GSP       | J.5  |
| 9005840000  | H1.5/14 R BD GSP        | J.5  |
| 9005850000  | H2.5/14D BL BD GSP      | J.5  |
| 9005850000  | H2.5/14D BL BD GSP      | J.7  |
| 9005860000  | HO.5/14D W BD GSP       | J.7  |
| 9005860000  | HO.5/14D W BD GSP       | J.9  |
| 9005870000  | HO.75/14D GR            | J.7  |
| 9005880000  | H1.0/14D R BD GSP       | J.7  |
| 9005880000  | H1.0/14D R BD GSP       | J.9  |
| 9005890000  | H1.5/14D SW BD GSP      | J.7  |
| 9005890000  | H1.5/14D SW BD GSP      | J.9  |
| 9005900000  | HO.75/14T BL BD GSP     | J.9  |
| 9005910000  | H2.5/14T GR BD GSP      | J.9  |
| 9005990000  | PZ 1.5                  | D.4  |

| Order No.  | Type      | Page |
|------------|-----------|------|
| 9005990000 | PZ 1.5    | D.7  |
| 9005990000 | PZ 1.5    | J.3  |
| 9006020000 | SWIFTY    | F.17 |
| 9006120000 | CTI 6     | D.5  |
| 9006120000 | CTI 6     | D.17 |
| 9006120000 | CTI 6     | J.3  |
| 9006220000 | CTN 25 D4 | D.5  |
| 9006220000 | CTN 25 D4 | D.19 |
| 9006230000 | CTN 25 D6 | D.5  |
| 9006230000 | CTN 25 D6 | D.19 |
| 9006230000 | CTN 25 D6 | D.5  |
| 9006320000 | CTX 500   | D.5  |
|            |           |      |

| Order No.  | Type                 | Page |
|------------|----------------------|------|
| 9012410000 | HTG 174              | D.5  |
| 9012410000 | HTG 174              | D.25 |
| 9012500000 | PZ 4                 | D.4  |
| 9012500000 | PZ 4                 | D.8  |
| 9012500000 | PZ 4                 | J.3  |
| 9012600000 | PZ 16                | D.4  |
| 9012600000 | PZ 16                | D.11 |
| 9012600000 | PZ 16                | J.3  |
| 9013080000 | HTF 48               | D.5  |
| 9013080000 | HTF 48               | D.16 |
| 9013090000 | HTF 28               | D.5  |
| 9013090000 | HTF 28               | D.16 |
| 9013260000 | HTF SUB-D            | D.5  |
| 9013260000 | HTF SUB-D            | D.26 |
| 9013400000 | HTF 63               | D.5  |
| 9013400000 | HTF 63               | D.16 |
| 9013550000 | HTF RSV 12           | D.4  |
| 9013550000 | HTF RSV 12           | D.27 |
| 9013560000 | HTF RSV 16 WI        | D.4  |
| 9013560000 | HTF RSV 16 WI        | D.27 |
| 9013600000 | PZ ZH 16             | D.4  |
| 9013600000 | PZ ZH 16             | D.11 |
| 9013600000 | PZ ZH 16             | J.3  |
| 9013610000 | PZ ZH 16 ZERT        | D.11 |
| 9013690000 | CTX CM 1.6/2.5 ZERT  | D.20 |
| 9013970000 | PUNCH DOWN TOOL POT  | A.42 |
| 9014050000 | ERME LSA PLUS SCHERE | D.42 |
| 9014100000 | HTN 21 M. AN         | D.5  |
| 9014100000 | HTN 21 M. AN         | D.18 |
| 9014140000 | HTF DFF              | D.4  |
| 9014140000 | HTF DFF              | D.27 |
| 9014350000 | PZ 6 Roto            | D.4  |
| 9014350000 | PZ 6 Roto            | D.9  |
| 9014350000 | PZ 6 Roto            | J.3  |
| 9014400000 | HTI 15               | D.5  |
| 9014400000 | HTI 15               | D.18 |
| 9014400000 | HTI 15               | J.3  |
| 9014610000 | HTN 21               | D.5  |
| 9014610000 | HTN 21               | D.18 |
| 9014840000 | HTF ZRV              | D.4  |
| 9014840000 | HTF ZRV              | D.27 |
| 9015900000 | FLECAFIX 11/24       | F.16 |
| 9015900000 | FLECAFIX 24/36       | F.16 |
| 9017170000 | HTN 21 M. AN ZERT    | D.18 |
| 9017240000 | HTF 63 ZERT          | D.16 |
| 9017260000 | HTF 48 ZERT          | D.16 |
| 9017290000 | CTI 6 ZERT           | D.17 |
| 9017300000 | PZ 4 ZERT            | D.8  |
| 9017310000 | PZ 1.5 ZERT          | D.7  |
| 9017330000 | STRIPAX ZERT         | C.4  |
| 9017340000 | PZ 16 ZERT           | D.11 |
| 9017350000 | CTN 25 D4 ZERT       | D.19 |
| 9017360000 | PZ 3 ZERT            | D.7  |
| 9017380000 | HTN 21 ZERT          | D.18 |
| 9017400000 | PZ 50 ZERT           | D.12 |
| 9017410000 | HTF 28 ZERT          | D.16 |
| 9017430000 | HTI 15 ZERT          | D.18 |
| 9017440000 | PZ 6 ROTO ZERT       | D.9  |
| 9017870000 | DMS 3 ZERT           | F.7  |
| 9017890000 | HTF RSV 16 ZERT      | D.27 |
| 9017890000 | HTF RSV 12 ZERT      | D.27 |
| 9017900000 | PZ 6/5 ZERT          | D.8  |
| 9018480000 | CTX CM 3.6           | D.4  |
| 9018480000 | CTX CM 3.6           | D.20 |
| 9018490000 | CTX CM 1.6/2.5       | D.4  |
| 9018490000 | CTX CM 1.6/2.5       | D.20 |
| 9018510000 | H0,75/14 ZH W SV     | J.10 |
| 9018520000 | H0,75/14D ZH GR SV   | J.11 |
| 9018530000 | H1,0/15 ZH GE SV     | J.10 |
| 9018540000 | H1,0/15D ZH R SV     | J.11 |
| 9018540000 | H1,0/15D ZH R SV     | J.12 |
| 9018550000 | H0,75/14TS HBL       | J.14 |
| 9018560000 | H1,0/14S R           | J.14 |
| 9018570000 | H0,75/15T ZH BL SV   | J.12 |
| 9018580000 | H2,5/19T ZH GR SV    | J.12 |
| 9018590000 | H4,0/22T ZH OR SV    | J.12 |
| 9018650000 | H1,0/15S ZH GE SV    | J.10 |
| 9018690000 | H1,0/15S ZH GE       | J.10 |
| 9018860000 | H10/24S ZH EB        | J.10 |
| 9018870000 | H10/30S ZH EB        | J.10 |
| 9018880000 | H10,0/24DS ZH R      | J.11 |
| 9018890000 | H10/30DS ZH R        | J.11 |
| 9018910000 | H0,25/5              | J.15 |
| 9019000000 | H0,5/12D W           | J.6  |
| 9019000000 | H0,5/12D W           | J.8  |
| 9019010000 | H0,5/14D W           | J.6  |
| 9019010000 | H0,5/14D W           | J.8  |
| 9019020000 | H0,5/16D W           | J.6  |
| 9019020000 | H0,5/16D W           | J.8  |
| 9019030000 | H0,75/12D GR         | J.6  |
| 9019040000 | H0,75/14D GR         | J.6  |
| 9019050000 | H0,75/16D GR         | J.6  |
| 9019060000 | H0,75/18D GR         | J.6  |
| 9019070000 | H1,0/12D R           | J.6  |
| 9019070000 | H1,0/12D R           | J.8  |
| 9019080000 | H1,0/14D R           | J.6  |
| 9019080000 | H1,0/14D R           | J.8  |
| 9019100000 | H1,0/16D R           | J.6  |
| 9019100000 | H1,0/16D R           | J.8  |

| Order No.  | Type            | Page |
|------------|-----------------|------|
| 9019110000 | H1,0/18D R      | J.6  |
| 9019110000 | H1,0/18D R      | J.8  |
| 9019120000 | H1,5/14D SW     | J.6  |
| 9019120000 | H1,5/14D SW     | J.8  |
| 9019130000 | H1,5/16D SW     | J.6  |
| 9019130000 | H1,5/16D SW     | J.8  |
| 9019140000 | H1,5/18D SW     | J.6  |
| 9019140000 | H1,5/18D SW     | J.8  |
| 9019150000 | H1,5/24D SW     | J.6  |
| 9019150000 | H1,5/24D SW     | J.8  |
| 9019160000 | H2,5/15D BL     | J.4  |
| 9019160000 | H2,5/15D BL     | J.6  |
| 9019170000 | H2,5/19D BL     | J.4  |
| 9019170000 | H2,5/19D BL     | J.6  |
| 9019180000 | H2,5/25D BL     | J.4  |
| 9019180000 | H2,5/25D BL     | J.6  |
| 9019190000 | H4,0/18D GR     | J.4  |
| 9019190000 | H4,0/18D GR     | J.6  |
| 9019200000 | H4,0/20D GR     | J.4  |
| 9019200000 | H4,0/20D GR     | J.6  |
| 9019210000 | H4,0/26D GR     | J.4  |
| 9019210000 | H4,0/26D GR     | J.6  |
| 9019220000 | H6,0/20D GE     | J.6  |
| 9019230000 | H6,0/26D GE     | J.6  |
| 9019240000 | H10,0/22D R     | J.6  |
| 9019250000 | H10,0/28D R     | J.6  |
| 9019260000 | H16,0/22D BL    | J.6  |
| 9019270000 | H16,0/28D BL    | J.6  |
| 9019280000 | H25,0/30D 16 GE | J.6  |
| 9019300000 | H25,0/36D GE    | J.6  |
| 9019310000 | H35,0/30D 16 R  | J.6  |
| 9019320000 | H35,0/32D R     | J.6  |
| 9019330000 | H35,0/39D R     | J.6  |
| 9019340000 | H50/36D BL      | J.6  |
| 9019350000 | H50,0/41D BL    | J.6  |
| 9019400000 | H0,5/14D W SV   | J.6  |
| 9019400000 | H0,5/14D W SV   | J.8  |
| 9019410000 | H0,75/14D GR SV | J.6  |
| 9019420000 | H1,0/14D R SV   | J.6  |
| 9019420000 | H1,0/14D R SV   | J.8  |
| 9019430000 | H1,5/14D SW SV  | J.6  |
| 9019430000 | H1,5/14D SW SV  | J.8  |

## 9020000000

| Order No.  | Type                  | Page |
|------------|-----------------------|------|
| 9020000000 | STRIPAX PLUS 2.5      | D.4  |
| 9020000000 | STRIPAX PLUS 2.5      | D.6  |
| 9020000000 | STRIPAX PLUS 2.5      | J.3  |
| 9020038000 | AM LWL/PDF            | D.44 |
| 9020390000 | PS LWL/PDF            | D.44 |
| 9020400000 | PB LWL/PDF            | D.44 |
| 9021010000 | H0,25/10T GE          | J.8  |
| 9021020000 | H0,25/12T GE          | J.8  |
| 9021030000 | H0,75/12T HBL         | J.8  |
| 9021040000 | H0,75/14 HBL          | J.8  |
| 9021050000 | H0,75/16T HBL         | J.8  |
| 9021060000 | H0,75/18T HBL         | J.8  |
| 9021070000 | H2,5/15T GR           | J.8  |
| 9021080000 | H2,5/19T GR           | J.8  |
| 9021090000 | H2,5/25T GR           | J.8  |
| 9021100000 | H4,0/18T OR           | J.8  |
| 9021110000 | H4,0/20T OR           | J.8  |
| 9021120000 | H4,0/26T OR           | J.8  |
| 9021130000 | H6,0/20T GN           | J.8  |
| 9021140000 | H6/26T GN             | J.8  |
| 9021150000 | H10,0/22T BR          | J.8  |
| 9021160000 | H10,0/28T BR          | J.8  |
| 9021170000 | H16,0/22T W           | J.8  |
| 9021180000 | H16,0/28T W           | J.8  |
| 9021190000 | H25,0/30T SW          | J.8  |
| 9021200000 | H25,0/36T SW          | J.8  |
| 9021210000 | H0,25/10T GE SV       | J.8  |
| 9021220000 | H0,25/12T GE SV       | J.8  |
| 9021230000 | H0,75/14T HBL SV      | J.8  |
| 9021240000 | H2,5/15T GR SV        | J.8  |
| 9021250000 | H4,0/18T OR SV        | J.8  |
| 9023090000 | H-BOX 0,5-2,50MM T    | J.16 |
| 9023100000 | CUTFIX 8              | L.7  |
| 9024000000 | BIT E6,3 0,5x3,0x70   | F.8  |
| 9024020000 | BIT E6,3 0,6x3,5x70   | F.8  |
| 9024030000 | BIT E6,3 0,8x4,0x70   | F.8  |
| 9024040000 | BIT E6,3 1,0x5,5x70   | F.8  |
| 9024080000 | BIT E6,3 PH1x70       | F.8  |
| 9024090000 | BIT E6,3 PH2x70       | F.8  |
| 9024100000 | BIT E6,3 PZ1x70       | F.8  |
| 9024110000 | BIT E6,3 PZ2x70       | F.8  |
| 9024970000 | Bit-Box WI DMS 3      | F.9  |
| 9025240000 | H1,5/14S SW           | J.14 |
| 9025390000 | ZH-BOX 0,5-2,50MM     | J.16 |
| 9025400000 | H-BOX 4,0-16,00MM DIN | J.17 |
| 9025410000 | H-BOX 0,14-0,750MM    | J.16 |
| 9025420000 | HLEERBOX 4 TRENNSTEGE | J.17 |
| 9025430000 | H-BOX 0,5-2,50MM DIN  | J.16 |
| 9025680000 | HLEERBOX 5 TRENNSTEGE | J.17 |
| 9025690000 | H1,5/12S R            | J.14 |
| 9025700000 | H0,75/14S W SV        | J.14 |
| 9025710000 | H1,0/14S GE SV        | J.14 |
| 9025720000 | H1,5/14S R SV         | J.14 |
| 9025740000 | H0,25/10 HBL          | J.4  |

| Order No.  | Type                     | Page |
|------------|--------------------------|------|
| 9025750000 | H0,34/10 TK              | J.4  |
| 9025760000 | H0,25/12 HBL             | J.4  |
| 9025770000 | H0,34/12 TK              | J.4  |
| 9025780000 | H0,25/12 HBL SV          | J.5  |
| 9025790000 | H0,34/12 TK SV           | J.5  |
| 9025800000 | CRIMP-SET PZ 4           | H.24 |
| 9025850000 | CRIMP-SET PZ 16          | H.26 |
| 9025860000 | H0,75/16 W               | J.4  |
| 9025870000 | H0,5/16 OR               | J.4  |
| 9025880000 | H50,0/22S                | J.15 |
| 9025900000 | H-BOX 0,5-2,50MM         | J.16 |
| 9025910000 | H0,75/18 W               | J.4  |
| 9025920000 | H-BOX 4,0-16,00MM        | J.17 |
| 9025930000 | H1,0/18 GE               | J.4  |
| 9025940000 | HLEERBOX 5 EINSAETZE     | J.17 |
| 9025950000 | H1,0/16 GE               | J.4  |
| 9025960000 | H0,75/14S W              | J.14 |
| 9025970000 | H1,0/14S GE              | J.14 |
| 9025980000 | H1,5/14S R               | J.14 |
| 9026010000 | H4,0/18 GR SV            | J.5  |
| 9026010000 | H4,0/18 GR SV            | J.6  |
| 9026030000 | H0,34/10 TK SV           | J.5  |
| 9026050000 | H0,25/10 HBL SV          | J.5  |
| 9026060000 | H0,5/14 OR SV            | J.5  |
| 9026070000 | H0,75/14 W SV            | J.5  |
| 9026080000 | H1,0/18 GE SV            | J.5  |
| 9026090000 | H1,5/14 R SV             | J.5  |
| 9026100000 | H2,5/16 BL SV            | J.5  |
| 9026100000 | H2,5/16 BL SV            | J.6  |
| 9027310000 | CRIMPFIX LZ              | L.13 |
| 9028200000 | H70,0/37 GE              | J.4  |
| 9028210000 | H95,0/44 R               | J.4  |
| 9028220000 | H120,0/50 BL             | J.4  |
| 9028230000 | H150,0/54 GE             | J.4  |
| 9028240000 | H0,14/12 GR SV           | J.5  |
| 9028250000 | H0,14/10T BR SV          | J.8  |
| 9028260000 | H0,5/12 OR SV            | J.5  |
| 9028270000 | H0,5/16 OR SV            | J.5  |
| 9028280000 | H0,75/12 W SV            | J.5  |
| 9028290000 | H0,75/16 W SV            | J.5  |
| 9028300000 | H0,75/18 W SV            | J.5  |
| 9028310000 | H1,0/12 GE SV            | J.5  |
| 9028320000 | H1,0/16 GE SV            | J.5  |
| 9028340000 | H1,0/18 GE SV            | J.5  |
| 9028350000 | H1,5/16 R SV             | J.5  |
| 9028360000 | H1,5/14S SW SV           | J.14 |
| 9028420000 | EINSATZ A8-2 CL55        | H.30 |
| 9028450000 | EINSATZ A7-1 CL55        | H.30 |
| 9028460000 | EINSATZ A8-1 CL55        | H.30 |
| 9028480000 | POWERSTRIPPER 16,0       | L.8  |
| 9028490000 | H2,5/12D BL              | J.14 |
| 9028500000 | CRIMPFIX R               | L.12 |
| 9028510000 | POWERSTRIPPER 6,0        | L.8  |
| 9028530000 | CRIMPFIX L               | L.13 |
| 9028540000 | CRIMPFIX LS              | L.13 |
| 9028580000 | H0,75/14DS GR            | J.14 |
| 9028630000 | CRIMP-SET PZ 4 D         | H.24 |
| 9028650000 | CRIMP-SET PZ 3           | H.24 |
| 9028680000 | CRIMP-SET PZ 6 ROTO L    | H.24 |
| 9028690000 | CRIMP-SET PZ 6 ROTO LD   | H.24 |
| 9028700000 | CRIMP-SET PZ 6 ROTO LT   | H.24 |
| 9028740000 | CRIMP-SET PZ 6/5         | H.25 |
| 9028770000 | CRIMP-SET STRIPAX PLUS   | H.26 |
| 9028780000 | CRIMP-SET STRIPAX PLUS D | H.26 |
| 9028790000 | CRIMP-SET STRIPAX PLUS T | H.26 |
| 9028850000 | CRIMP-SET PZ 50          | H.26 |
| 9028860000 | KOFFER PSC4-01           | H.32 |

## 9030000000

| Order No.  | Type                | Page |
|------------|---------------------|------|
| 9030060000 | AM 12               | C.12 |
| 9030050000 | CST                 | C.14 |
| 9030200000 | SCHA CST            | C.14 |
| 9036200000 | H2,5/12TS GR        | J.14 |
| 9036220000 | H2,5/16DS BL        | J.14 |
| 9036240000 | H120,0/32           | J.15 |
| 9036250000 | H150,0/32           | J.15 |
| 9036290000 | HOOKBLA 0,25-1,5 SW | J.20 |
| 9036300000 | HOOKBLA 1,0-2,5 SW  | J.20 |
| 9036330000 | H1,0/22DS R ZH      | J.11 |
| 9037160000 | SDS 0.4X2.0X60      | F.23 |
| 9037200000 | H0,5/14 ZH OR       | J.10 |
| 9037200000 | H0,5/14 ZH OR       | J.12 |
| 9037210000 | H0,5/16 ZH OR       | J.10 |
| 9037210000 | H0,5/16 ZH OR       | J.12 |
| 9037220000 | H0,5/18 ZH OR       | J.10 |
| 9037220000 | H0,5/18 ZH GE       | J.12 |
| 9037230000 | H0,75/14 ZH W       | J.10 |
| 9037240000 | H0,75/16 ZH W       | J.10 |
| 9037250000 | H0,75/24 ZH W       | J.10 |
| 9037260000 | H1,0/15 ZH GE       | J.10 |
| 9037270000 | H1,0/19 ZH GE       | J.10 |
| 9037280000 | H1,0/25 ZH GE       | J.10 |
| 9037290000 | H1,5/16 ZH R        | J.10 |
| 9037300000 | H1,5/20 ZH R        | J.10 |
| 9037310000 | H1,5/26 ZH R        | J.10 |
| 9037320000 | H6,0/23 ZH SW       | J.12 |
| 9037330000 | H6,0/29 ZH SW       | J.10 |
| 9037340000 | H10,0/24 ZH EB      | J.10 |

| Order No.  | Type                    | Page |
|------------|-------------------------|------|
| 9200300000 | LIS 1,5M3,5V            | J.19 |
| 9200310000 | LIS 1,5M4 V             | J.19 |
| 9200320000 | LIS 1,5M5 V             | J.19 |
| 9200330000 | LIS 1,5M6 V             | J.19 |
| 9200350000 | LIS 2,5M3 V             | J.19 |
| 9200360000 | LIS 2,5M3,5 V           | J.19 |
| 9200370000 | LIS 2,5M4 V             | J.19 |
| 9200380000 | LIS 2,5M5 V             | J.19 |
| 9200390000 | LIS 2,5M6 V             | J.19 |
| 9200410000 | LIS 6M4 V               | J.19 |
| 9200420000 | LIS 6M5 V               | J.19 |
| 9200430000 | LIS 6M6 V               | J.19 |
| 9200440000 | LIS 6M8 V               | J.19 |
| 9200450000 | LIS 6M10 V              | J.19 |
| 9200460000 | LIP 1,5F12 V            | J.20 |
| 9200470000 | LIP 2,5F12 V            | J.20 |
| 9200480000 | LIP 6R14 V              | J.20 |
| 9200490000 | LUB 1,5B25 VF           | J.20 |
| 9200500000 | LUB 2,5B25 VF           | J.20 |
| 9200510000 | LUB 6B26 VF             | J.20 |
| 9200520000 | LIF 1,5F288 R           | J.21 |
| 9200530000 | LIF 1,5F488 R           | J.21 |
| 9200540000 | LIF 1,5F638 R           | J.21 |
| 9200550000 | LIF 2,5F488 R           | J.21 |
| 9200560000 | LIF 2,5F638 R           | J.21 |
| 9200570000 | LIF 6F638 R             | J.21 |
| 9200580000 | LIF 1,5M638 R           | J.21 |
| 9200590000 | LIF 2,5M638 R           | J.21 |
| 9200600000 | LIF 6M638 R             | J.21 |
| 9200610000 | LIF 1,5T638 R           | J.21 |
| 9200620000 | LIF 2,5T638 R           | J.21 |
| 9200630000 | LIF 6T638 R             | J.21 |
| 9200640000 | LIF 1,5F638 RF          | J.22 |
| 9200650000 | LIF 2,5F638 RF          | J.22 |
| 9200660000 | LIF 6F638 RF            | J.22 |
| 9200670000 | LID 1,5M4 R             | J.22 |
| 9200680000 | LID 2,5M5 R             | J.22 |
| 9200690000 | LID 6M5 R               | J.22 |
| 9200700000 | LID 1,5F4 RF            | J.22 |
| 9200710000 | LID 2,5F5 RF            | J.22 |
| 9200720000 | LID 6,0F5 RF            | J.22 |
| 9201040000 | HTF AFK 2,5             | D.4  |
| 9201040000 | HTF AFK 2,5             | D.27 |
| 9201310000 | BATTERIE 1,5V MICRO     | G.6  |
| 9201310000 | BATTERIE 1,5V MICRO     | G.7  |
| 9201310000 | BATTERIE 1,5V MICRO     | G.16 |
| 9201310000 | BATTERIE 1,5V MICRO     | G.17 |
| 9201430000 | ZUB SLICER NO16-35      | C.17 |
| 9202000000 | KOFFER CARRY LITE 55    | H.32 |
| 9202010000 | KOFFER PSC5-01 PP       | H.33 |
| 9202020000 | EINSATZ A9-1 CL55       | H.30 |
| 9202040000 | KT 45 R                 | B.7  |
| 9202060000 | KT 55                   | B.7  |
| 9202080000 | KT 80                   | B.8  |
| 9202210000 | multi-stripax 6-16      | C.10 |
| 9202220000 | multi-stripax 16 SL     | C.10 |
| 9202230000 | multi-stripax AWG       | C.10 |
| 9202250000 | multi-stripax ASI       | C.10 |
| 9202260000 | AIE multi-stripax 6-16  | C.11 |
| 9202270000 | AIE multi-stripax 16 SL | C.11 |
| 9202280000 | AIE multi-stripax AWG   | C.11 |
| 9202300000 | AIE multi-stripax ASI   | C.11 |
| 9202310000 | EINSATZ BA8-PSC 80      | H.31 |
| 9202320000 | EINSATZ BA7-PSC 80      | H.31 |
| 9202330000 | KOFFER PSC80 PC         | H.32 |
| 9202460000 | Pro Case Premium        | H.6  |
| 9202470000 | Pro Case leer           | H.6  |
| 9202470000 | Pro Case leer           | H.7  |
| 9202470000 | Pro Case leer           | H.8  |
| 9202470000 | Pro Case leer           | H.9  |
| 9202470000 | Pro Case leer           | H.10 |
| 9202470000 | Pro Case leer           | H.11 |
| 9202510000 | WK 1/4 C6,3 E6,3        | F.11 |
| 9202600000 | Crimpset CT16           | H.27 |
| 9202610000 | Crimpset PZ / CT1       | H.28 |
| 9202640000 | Crimp-Set Kontakte      | H.28 |
| 9202740000 | BIT E6,3 1,2x6,5x70     | F.8  |
| 9202750000 | BIT E6,3 0,4x2,5x70     | F.8  |
| 9202800000 | TT 8 RS MP 8            | D.5  |
| 9202800000 | TT 8 RS MP 8            | D.28 |
| 9202820000 | H0,75/19S ZH W          | J.10 |
| 9202830000 | H0,75/19DS ZH GR        | J.11 |
| 9202840000 | H0,75/19TS ZH HBL       | J.12 |
| 9202850000 | CTI 6 G                 | D.5  |
| 9202850000 | CTI 6 G                 | D.17 |
| 9202850000 | CTI 6 G                 | J.3  |
| 9202860000 | CTF 63                  | D.5  |
| 9202860000 | CTF 63                  | D.16 |
| 9202870000 | H1,5/24 XS SW           | J.13 |
| 9202880000 | H2,5/24 XS BL           | J.13 |
| 9202900000 | H 0,5/16 S DR           | J.14 |
| 9202910000 | H0,5/16 DS W            | J.14 |
| 9203070000 | ERIME MULTI-STRIPAX     | C.10 |
| 9203100000 | ERAN MULTI-STRIPAX      | C.10 |
| 9203160000 | Pro Case Insta          | H.7  |
| 9203260000 | EINSATZ A9-2 CL55       | H.30 |
| 9203610000 | multi-stripax 0,75-4*SL | C.10 |
| 9203620000 | H 10,0/22 S EB          | J.14 |
| 9203630000 | H 4,0/20 DS GR          | J.14 |

| Order No.  | Type                    | Page |
|------------|-------------------------|------|
| 9203730000 | AIE multi-spx 0,75-4*SL | C.11 |
| 9204090000 | H0,34/11 S TK           | J.14 |
| 9204190000 | AM 16                   | C.13 |
| 9204240000 | H 0,75/15 SW            | J.14 |
| 9204260000 | ERME AM 16              | C.13 |
| 9204270000 | ERME KT 45 R            | B.7  |
| 9204280000 | ERME KT 55              | B.7  |
| 9204290000 | ERME KT 80              | B.8  |
| 9204350000 | IE-CST                  | C.14 |
| 9204540000 | multi-stripax 0,25-1,5S | C.10 |
| 9204550000 | AIE M-SPX 0,25-1,5 S    | C.11 |
| 9204560000 | multi-stripax 1,5-6,0S  | C.10 |
| 9204570000 | AIE M-SPX 1,5-6,0 S     | C.11 |
| 9204750000 | SEE ESD 125             | E.9  |
| 9204760000 | FZE ESD 130             | E.9  |
| 9204770000 | SZE ESD 130             | E.9  |
| 9204780000 | KOBBS 19X75             | B.13 |
| 9204780000 | KOBBS 19X75             | B.15 |
| 9204790000 | IE-KOKV5                | B.15 |
| 9204810000 | KOK-46X46               | B.15 |
| 9204820000 | KOK-52X36               | B.15 |
| 9204830000 | KOK-65X36               | B.15 |
| 9204840000 | KOK-68X68               | B.15 |
| 9204850000 | KOK-86X36               | B.15 |
| 9204860000 | KOK-91X36               | B.15 |
| 9204870000 | KOK-112X36              | B.15 |
| 9204880000 | KOS-M16                 | B.13 |
| 9204880000 | KOS-M16                 | B.15 |
| 9204900000 | KOS-M25                 | B.13 |
| 9204900000 | KOS-M25                 | B.15 |
| 9204910000 | KOS-M32                 | B.13 |
| 9204920000 | KOS-M40                 | B.13 |
| 9204930000 | KOS-P69                 | B.13 |
| 9204930000 | KOS-P69                 | B.15 |
| 9204940000 | KOS-PG11                | B.13 |
| 9204940000 | KOS-PG11                | B.15 |
| 9204950000 | KOS PG 13/M20           | B.13 |
| 9204950000 | KOS PG 13/M20           | B.15 |
| 9204960000 | KOS-PG16                | B.13 |
| 9204960000 | KOS-PG16                | B.15 |
| 9204970000 | KOS-PG21                | B.13 |
| 9204970000 | KOS-PG21                | B.15 |
| 9204980000 | KOS-PG29                | B.13 |
| 9204990000 | KOS-PG36                | B.13 |
| 9205000000 | KOHS 9,5+19             | B.13 |
| 9205000000 | KOHS 9,5+19             | B.14 |
| 9205010000 | KOHS 19                 | B.13 |
| 9205010000 | KOHS 19                 | B.14 |
| 9205020000 | KOPD 10,0               | B.13 |
| 9205030000 | KOBBS 9,5X50            | B.14 |
| 9205030000 | KOBBS 9,5X50            | B.15 |
| 9205040000 | KOBBS 19X55             | B.13 |
| 9205040000 | KOBBS 19X55             | B.15 |
| 9205050000 | LSP 4L                  | G.9  |
| 9205130000 | SEE ESD 120             | E.9  |
| 9205140000 | SVSE ESD 130            | E.9  |
| 9205150000 | SUPER CUT               | E.10 |
| 9205210000 | KOF SET ESD             | E.10 |
| 9205260000 | ZUB TEMPHASER           | G.11 |
| 9205260000 | ZUB TEMPHASER           | G.12 |
| 9205260000 | ZUB TEMPHASER           | G.14 |
| 9205270000 | ZUB MULTIMETER          | G.11 |
| 9205270000 | ZUB MULTIMETER          | G.13 |
| 9205270000 | ZUB MULTIMETER          | G.14 |
| 9205320000 | IE-CT-SC-GOF            | D.5  |
| 9205320000 | IE-CT-SC-GOF            | D.22 |
| 9205330000 | IE-CT-LC-GOF            | D.5  |
| 9205330000 | IE-CT-LC-GOF            | D.22 |
| 9205340000 | IE-CT-SC-PDF            | D.5  |
| 9205340000 | IE-CT-SC-PDF            | D.22 |
| 9205350000 | IE-CT-SC-GOF-P          | D.5  |
| 9205350000 | IE-CT-SC-GOF-P          | D.22 |
| 9205400000 | LAN USB TESTER          | G.15 |
| 9205430000 | CTIN CM 1,6/2,5         | D.4  |
| 9205430000 | CTIN CM 1,6/2,5         | D.20 |
| 9205440000 | CTIN CM 3,6             | D.4  |
| 9205440000 | CTIN CM 3,6             | D.20 |
| 9205460000 | ZUB MULTI 1037          | G.13 |
| 9205460000 | ZUB MULTI 1037          | G.14 |
| 9205550000 | SDI Set S2,0-5,5        | F.22 |
| 9205560000 | SD Set S2,0-5,5         | F.24 |
| 9205600000 | BIT E6,3 0,5X3,0X110    | F.8  |
| 9205610000 | BIT E6,3 0,6X3,5X110    | F.8  |
| 9205620000 | BIT E6,3 0,8X4,0X110    | F.8  |
| 9205630000 | BIT E6,3 0,6X4,5X110    | F.8  |
| 9205640000 | BIT E6,3 1,0X5,5X110    | F.8  |
| 9205650000 | BIT E6,3 1,2X6,5X110    | F.8  |
| 9205670000 | BIT E6,3 2,0X6,5X110    | F.8  |
| 9205680000 | SDIS 0,4X2,0X60         | F.21 |
| 9205700000 | SDIS 1,0X4,5X175        | F.21 |
| 9205710000 | SDIS 1,0X5,5X175        | F.21 |
| 9205760000 | multi-stripax GW LW     | C.10 |
| 9205770000 | AIE multi-stripax GKWLW | C.11 |

## 9420000000

|            |                 |      |
|------------|-----------------|------|
| 9423580000 | MULTIMETER 1037 | G.13 |
| 9425830000 | MULTIMETER 125S | G.11 |
| 9426770000 | H2,5/14TS GR    | J.14 |

| Order No.  | Type              | Page |
|------------|-------------------|------|
| 9427300000 | TEMPHASER         | G.11 |
| 9427370000 | MULTIMETER C 2606 | G.13 |
| 9427460000 | MG KIT CA 600     | G.12 |

## 9450000000

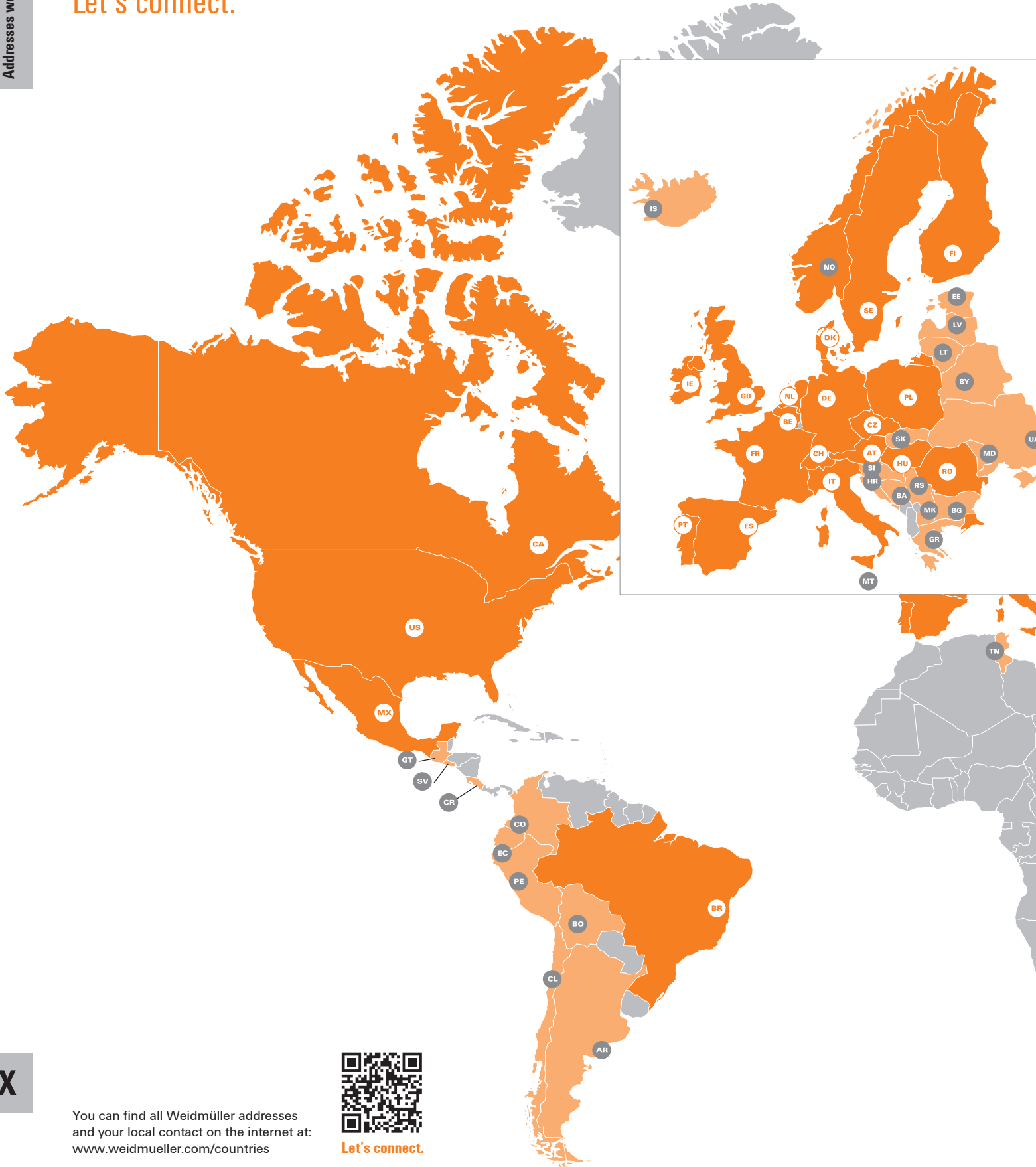
|            |           |      |
|------------|-----------|------|
| 9451000000 | H35,0/30S | J.15 |
|------------|-----------|------|

## 9910000000

|            |                       |      |
|------------|-----------------------|------|
| 9918030000 | STRIPPER COAX         | C.18 |
| 9918040000 | Stripper round        | C.16 |
| 9918050000 | STRIPPER ROUND TOP    | C.16 |
| 9918060000 | STRIPPER PC           | C.18 |
| 9918070000 | SLICER NO 16          | C.17 |
| 9918080000 | SLICER NO 27          | C.17 |
| 9918110000 | SD 0,6x3,5x60 pico    | F.23 |
| 9918130000 | CROSS-KEY UNIVERSAL   | F.27 |
| 9918140000 | CROSS-KEY UNIVERSAL S | F.27 |
| 9918150000 | CROSS-KEY MASTER      | F.27 |
| 9918160000 | SLICER 1K             | B.16 |
| 9918230000 | SCISSOR 2 K           | B.17 |
| 9918370000 | DMS MANUELL 0,5-1,7   | F.11 |
| 9918380000 | DMS MANUELL 2,0-7,0   | F.11 |
| 9918390000 | DMSI MANUELL 0,5-1,7  | F.12 |
| 9918400000 | DMSI MANUELL 2,0-7,0  | F.12 |
| 9918520000 | WK S 0,4X2,5          | F.11 |
| 9918530000 | WK S 0,5X3,0          | F.11 |
| 9918540000 | WK S 0,6X3,5          | F.11 |
| 9918550000 | WK S 0,8x4,0          | F.11 |
| 9918560000 | WK S 1,0x5,5          | F.11 |
| 9918570000 | WK K PH0              | F.11 |
| 9918580000 | WK K PH1              | F.11 |
| 9918590000 | WK K PH2              | F.11 |
| 9918600000 | WK K PZ0              | F.11 |
| 9918610000 | WK K PZ1              | F.11 |
| 9918620000 | WK K PZ2              | F.11 |
| 9918690000 | SCISSOR 1 K           | B.16 |
| 9918700000 | TSLD 5                | B.11 |
| 9918860000 | VT COMBI PRO          | G.7  |
| 9918870000 | VT DIGI PRO           | G.6  |
| 9918880000 | VT MASTER             | G.7  |
| 9918950000 | VT                    | G.8  |
| 9918970000 | VT CTB                | G.8  |

# Addresses worldwide

Let's connect.

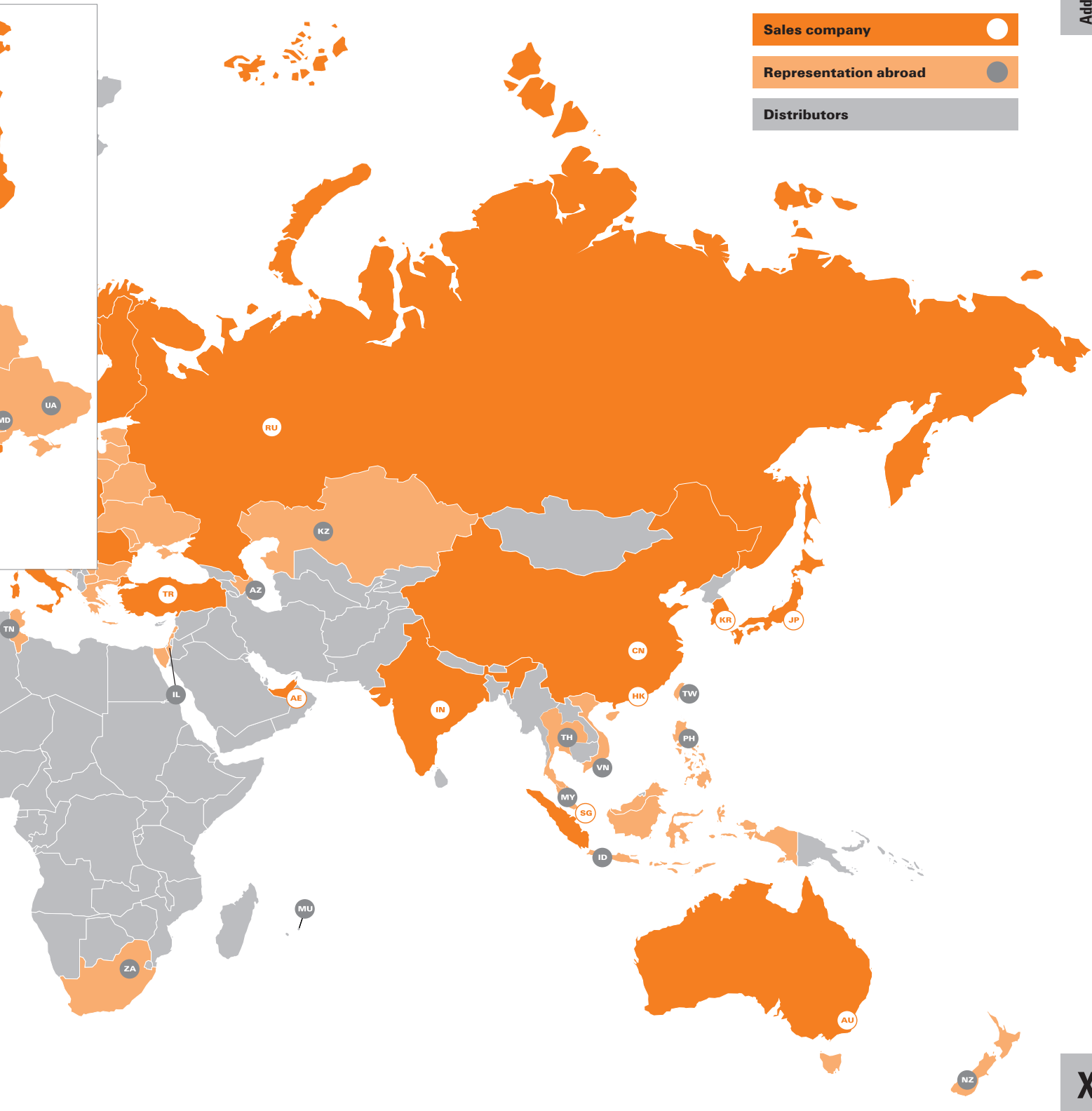


X

You can find all Weidmüller addresses and your local contact on the internet at: [www.weidmueller.com/countries](http://www.weidmueller.com/countries)



Let's connect.



We cannot guarantee that there are no mistakes in the publications or software provided by us to the customer for the purpose of making orders. We try our best to quickly correct errors in our printed media.

**X**

All orders are based on our general terms of delivery, which can be reviewed on the websites of our group companies where you place your order. On demand we can also send the general terms of delivery to you.

## Weidmüller – Your partner in Industrial Connectivity

As experienced experts we support our customers and partners around the world with products, solutions and services in the industrial environment of power, signal and data. We are at home in their industries and markets and know the technological challenges of tomorrow. We are therefore continuously developing innovative, sustainable and useful solutions for their individual needs. Together we set standards in Industrial Connectivity.

Weidmüller Interface GmbH & Co. KG  
Klingenbergstraße 26  
32758 Detmold, Germany  
T +49 5231 14-0  
F +49 5231 14-292083  
[www.weidmueller.com](http://www.weidmueller.com)

Personal support can  
be found on our website:  
[www.weidmueller.com/contact](http://www.weidmueller.com/contact)

Made in Germany



Order number: 2617740000/05/2019/SMR

## X-ON Electronics

Largest Supplier of Electrical and Electronic Components

*Click to view similar products for [Wire Stripping & Cutting Tools](#) category:*

*Click to view products by [Weidmuller](#) manufacturer:*

Other Similar products are found below :

[6-690504-4](#) [684042-3](#) [690468-2](#) [690787-1](#) [691901-2](#) [692968-6](#) [693855-1](#) [804823-3](#) [809688-1](#) [810412](#) [813066-2](#) [813070-1](#) [819395-1](#)  
[819396-1](#) [819397-1](#) [844765-5](#) [852765-1](#) [904223-1](#) [1-240644-1](#) [1-240644-7](#) [1-240833-0](#) [1-240642-7](#) [1320906-1](#) [1320908-3](#) [133900-001](#)  
[1338118-1](#) [1-356885-4](#) [1424635-1](#) [1424645-1](#) [1424649-1](#) [1424653-1](#) [1424650-1](#) [1-458031-5](#) [1-458230-5](#) [1-454204-0](#) [1-458030-5](#) [1-](#)  
[458230-1](#) [1-462006-1](#) [1490498-1](#) [1583609-2](#) [MT10-250Q](#) [1-690440-9](#) [2-1579002-4](#) [240645-3](#) [240825-9](#) [2-458031-1](#) [2-539783-7](#) [L-5211](#) [2-](#)  
[690451-4](#) [2-690495-4](#)