

BLZ 5.08/12/270 SN OR BX
Weidmüller Interfaces GmbH & Co. KG

Postfach 3030

32760 Detmold

Tel. +49 5231 14-0

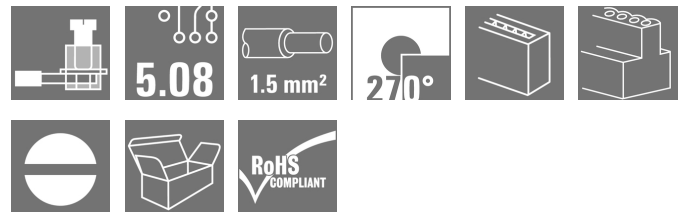
Fax. +49 5231 14-2083

info@weidmueller.com
www.weidmueller.com
Product image


Similar to illustration

Female plugs with clamping-yoke screw connection.
The female plugs provide space for labelling and can be coded.

Do not use product for new developments


General ordering data

Version	PCB plug-in connector, female plug, 5.08 mm, Number of poles: 12, 270°, Clamping yoke connection, Clamping range, max. : 3.31 mm², Box
Order No.	1558360000
Type	BLZ 5.08/12/270 SN OR BX
GTIN (EAN)	4008190077426
Qty.	30 pc(s).
Product data	IEC: 400 V / 15 A / 0.2 - 2.5 mm² UL: 300 V / 10 A / AWG 26 - AWG 12
Packaging	Box
Delivery status	This article will no longer be available in the future.
Available until	2023-12-31
Alternative product	1948890000

BLZ 5.08/12/270 SN OR BX

Weidmüller Interfaces GmbH & Co. KG

Postfach 3030

32760 Detmold

Tel. +49 5231 14-0

Fax. +49 5231 14-2083

info@weidmueller.com

www.weidmueller.com

Technical data

Dimensions and weights

Depth	26.9 mm	Depth (inches)	1.059 inch
Height	14.1 mm	Height (inches)	0.555 inch
Width	60.96 mm	Width (inches)	2.4 inch
Net weight	23 g		

System Parameters

Product family	OMNIMATE Signal - series BL/SL 5.08	Type of connection	Field connection
Wire connection method	Clamping yoke connection	Pitch in mm (P)	5.08 mm
Pitch in inches (P)	0.2 inch	Conductor outlet direction	270°
Number of poles	12	L1 in mm	55.88 mm
L1 in inches	2.2 inch	Number of rows	1
Pin series quantity	1	Rated cross-section	2.5 mm ²
Touch-safe protection acc. to DIN VDE 57 106	Safe from finger touch	Protection degree	IP20
Volume resistance	≤5 mΩ	Can be coded	Yes
Stripping length	7 mm	Clamping screw	M 2.5
Screwdriver blade	0.6 x 3.5	Screwdriver blade standard	DIN 5264
Plugging cycles	25	Plugging force/pole, max.	8.5 N
Pulling force/pole, max.	6.5 N		

Material data

Insulating material	PBT	Colour	orange
Colour chart (similar)	RAL 2000	Insulating material group	IIIa
Comparative Tracking Index (CTI)	≥ 200	UL 94 flammability rating	V-0
Contact material	Copper alloy	Contact surface	tinned
Layer structure of plug contact	4...8 μm Sn hot-dip tinned	Storage temperature, min.	-40 °C
Storage temperature, max.	70 °C	Operating temperature, min.	-50 °C
Operating temperature, max.	100 °C	Temperature range, installation, min.	-25 °C
Temperature range, installation, max.	100 °C		

Conductors suitable for connection

Clamping range, min.	0.13 mm ²
Clamping range, max.	3.31 mm ²
Wire connection cross section AWG, min.	AWG 26
Wire connection cross section AWG, max.	AWG 12
Solid, min. H05(07) V-U	0.2 mm ²
Solid, max. H05(07) V-U	2.5 mm ²
Flexible, min. H05(07) V-K	0.2 mm ²
Flexible, max. H05(07) V-K	2.5 mm ²
w. plastic collar ferrule, DIN 46228 pt 4, 0.2 mm ² min.	
w. plastic collar ferrule, DIN 46228 pt 4, 2.5 mm ² max.	
w. wire end ferrule, DIN 46228 pt 1, min.	0.2 mm ²
w. wire end ferrule, DIN 46228 pt 1, max.	2.5 mm ²
Plug gauge in accordance with EN 60999 a x b; ø	2.8 mm x 2.0 mm; 2.4 mm

Creation date June 3, 2022 6:56:13 PM CEST

Catalogue status 20.05.2022 / We reserve the right to make technical changes.

2

BLZ 5.08/12/270 SN OR BX

Weidmüller Interfaces GmbH & Co. KG

Postfach 3030

32760 Detmold

Tel. +49 5231 14-0

Fax. +49 5231 14-2083

Technical data


Clampable conductor	Cross-section for conductor connection	Type	fine-wired
	nominal		0.5 mm ²
wire end ferrule	Stripping length	nominal	6 mm
	Recommended wire end ferrule		H0.5/6
Clampable conductor	Cross-section for conductor connection	Type	fine-wired
	nominal		1 mm ²
wire end ferrule	Stripping length	nominal	6 mm
	Recommended wire end ferrule		H1.0/6
Clampable conductor	Cross-section for conductor connection	Type	fine-wired
	nominal		1.5 mm ²
wire end ferrule	Stripping length	nominal	7 mm
	Recommended wire end ferrule		H1.5/7
Clampable conductor	Cross-section for conductor connection	Type	fine-wired
	nominal		2.5 mm ²
wire end ferrule	Stripping length	nominal	7 mm
	Recommended wire end ferrule		H2.5/7
Clampable conductor	Cross-section for conductor connection	Type	fine-wired
	nominal		0.75 mm ²
wire end ferrule	Stripping length	nominal	6 mm
	Recommended wire end ferrule		H0.75/6

Reference text The outside diameter of the plastic collar should not be larger than the pitch (P). Length of ferrules is to be chosen depending on the product and the rated voltage.

Rated data acc. to IEC

tested acc. to standard	IEC 60664-1, IEC 61984	Rated current, min. number of poles (Tu=20°C)	15 A
Rated current, max. number of poles (Tu=20°C)	12 A	Rated current, min. number of poles (Tu=40°C)	12 A
Rated current, max. number of poles (Tu=40°C)	10 A	Rated voltage for surge voltage class / pollution degree II/2	400 V
Rated voltage for surge voltage class / pollution degree III/2	320 V	Rated voltage for surge voltage class / pollution degree III/3	250 V
Rated impulse voltage for surge voltage class/ pollution degree II/2	4 kV	Rated impulse voltage for surge voltage class/ pollution degree III/2	4 kV
Rated impulse voltage for surge voltage class/ contamination degree III/3	4 kV	Short-time withstand current resistance	3 x 1s with 120 A

Rated data acc. to CSA

Institute (CSA)		Certificate No. (CSA)	200039-1121690
Rated voltage (Use group B / CSA)	300 V	Rated voltage (Use group D / CSA)	300 V
Rated current (Use group B / CSA)	10 A	Rated current (Use group D / CSA)	10 A
Wire cross-section, AWG, min.	AWG 26	Wire cross-section, AWG, max.	AWG 12
Reference to approval values	Specifications are maximum values, details - see approval certificate.		

Data sheet

BLZ 5.08/12/270 SN OR BX

Weidmüller Interfaces GmbH & Co. KG

Postfach 3030

32760 Detmold


Tel. +49 5231 14-0

Fax. +49 5231 14-2083

info@weidmueller.com

Technical data

Rated data acc. to UL 1059

Institute (UR)		Certificate No. (UR)	www.weidmueller.com
			E60693
Rated voltage (Use group B / UL 1059)	300 V	Rated voltage (Use group D / UL 1059)	300 V
Rated current (Use group B / UL 1059)	10 A	Rated current (Use group D / UL 1059)	10 A
Wire cross-section, AWG, min.	AWG 26	Wire cross-section, AWG, max.	AWG 12
Reference to approval values	Specifications are maximum values, details - see approval certificate.		

Packing

Packaging	Box	VPE length	348 mm
VPE width	135 mm	VPE height	32 mm

Classifications

ETIM 6.0	EC002638	ETIM 7.0	EC002638
ETIM 8.0	EC002638	ECLASS 9.0	27-44-03-09
ECLASS 9.1	27-44-03-09	ECLASS 10.0	27-44-03-09
ECLASS 11.0	27-46-02-02	ECLASS 12.0	27-46-02-02

Important note

IPC conformity	Conformity: The products are developed, manufactured and delivered according international recognized standards and norms and comply with the assured properties in the data sheet resp. fulfill decorative properties in accordance with IPC-A-610 "Class 2". Further claims on the products can be evaluated on request.
Notes	<ul style="list-style-type: none"> • Additional variants on request • Gold-plated contact surfaces on request • Rated current related to rated cross-section & min. No. of poles. • Wire end ferrule without plastic collar to DIN 46228/1 • Wire end ferrule with plastic collar to DIN 46228/4 • P on drawing = pitch • Rated data refer only to the component itself. Clearance and creepage distances to other components are to be designed in accordance with the relevant application standards. • Long term storage of the product with average temperature of 50 °C and average humidity 70%, 36 months

Approvals

Approvals	
ROHS	Conform
UL File Number Search	E60693

Creation date June 3, 2022 6:56:13 PM CEST

Catalogue status 20.05.2022 / We reserve the right to make technical changes.

BLZ 5.08/12/270 SN OR BX**Weidmüller Interfaces GmbH & Co. KG**

Postfach 3030

32760 Detmold

Tel. +49 5231 14-0

Fax. +49 5231 14-2083

info@weidmueller.comwww.weidmueller.com**Technical data****Downloads**Approval/Certificate/Document of
Conformity[Declaration of the Manufacturer](#)

Catalogues

[Catalogues in PDF-format](#)

Brochures

[FL DRIVES EN](#)[MB DEVICE MANUF. EN](#)[FL DRIVES DE](#)[FL BUILDING SAFETY EN](#)[FL APPL LED LIGHTING EN](#)[FLIndustr.CONTROLS EN](#)[FL MACHINE SAFETY EN](#)[FL HEATING ELECTR EN](#)[FL APPL INVERTER EN](#)[FL_BASE_STATION_EN](#)[FL ELEVATOR EN](#)[FL POWER SUPPLY EN](#)[FL 72H SAMPLE SER EN](#)[PO OMNIMATE EN](#)

BLZ 5.08/12/270 SN OR BX

Weidmüller Interfaces GmbH & Co. KG

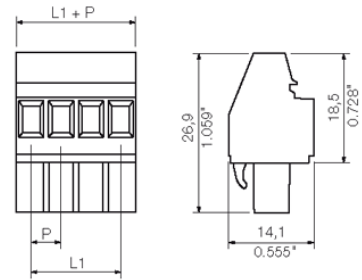
Postfach 3030

32760 Detmold

Tel. +49 5231 14-0

Fax. +49 5231 14-2083

Dimensional drawing info@weidmueller.com



BLZ 5.08/12/270 SN OR BX

Weidmüller Interfaces GmbH & Co. KG

Postfach 3030

32760 Detmold

Tel. +49 5231 14-0

Fax. +49 5231 14-2083

info@weidmueller.com

Accessories

Coding elements



Only connects what is supposed to be connected: the right connection at the right place.

Coding elements and locking devices clearly assign connecting elements during the manufacturing process and operation

The coding elements and locking devices are inserted prior to assembly or during the cable assembly phase. The Weidmüller alternative: configure online using the variant configurator to precode prior to delivery.

Incorrect assembly on the circuit board and incorrect plugging of connecting elements is no longer possible. The advantage: no troubleshooting during manufacture and no operational errors by the user.

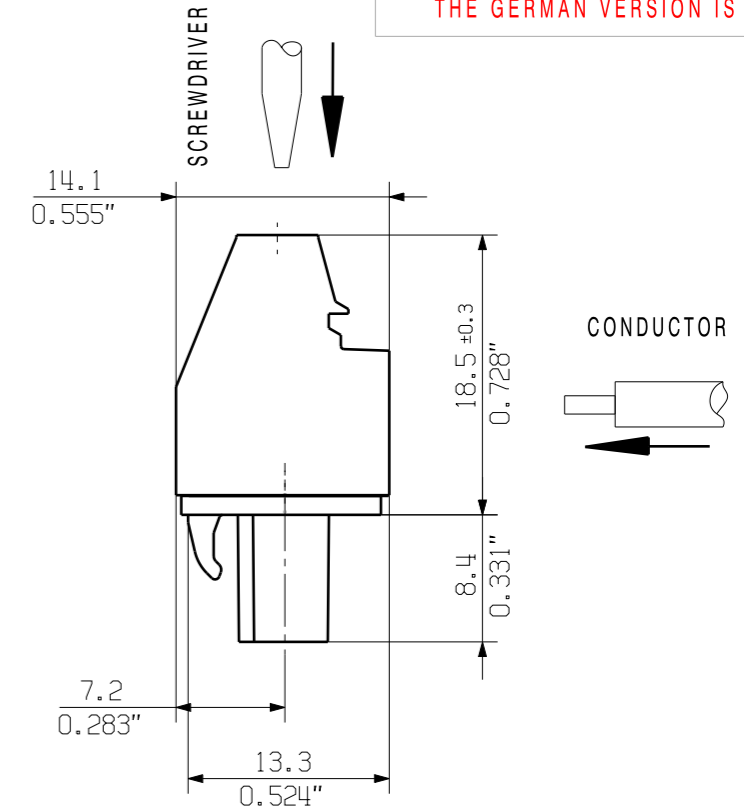
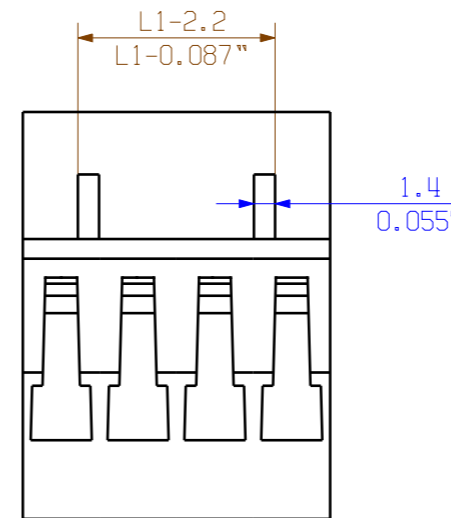
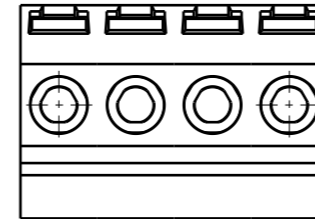
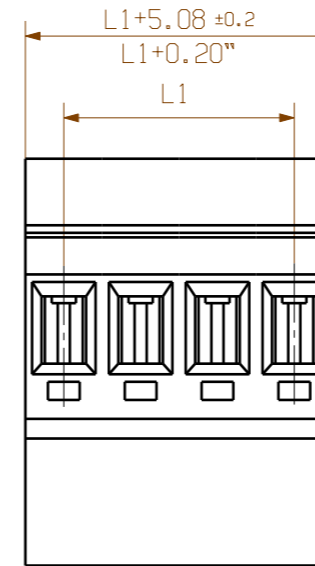
General ordering data

Type	BLZ/SL KO BK BX	Version	Product data	Packaging
Order No.	1545710000	PCB plug-in connector, Accessories, Coding element, black, Number		Box
GTIN (EAN)	4008190087142	of poles: 1		
Qty.	50 pc(s).			
Type	BLZ/SL KO OR BX	Version	Product data	Packaging
Order No.	1573010000	PCB plug-in connector, Accessories, Coding element, orange, Number		Box
GTIN (EAN)	4008190048396	of poles: 1		
Qty.	100 pc(s).			

MASSE OHNE TOLERANZ SIND KEINE PRUEFMASSE
 DIMS. WITHOUT TOLERANCE ARE NOT CONTROL DIMS.

DIE DEUTSCHE VERSION IST VERBINDLICH
 THE GERMAN VERSION IS BINDING

WEITERGABE SOWIE VERVIELFAELTIGUNG DIESES DOKUMENTS, VERWERTUNG UND MITTEILUNG SEINES INHALTS SIND VERBOTEN, SOWEIT NICHT AUSDRUECKLICH GESTATTET.
 ZUWIDERHANDLUNGEN VERPFLICHTEN ZU SCHADENERSATZ. ALLE RECHTE FUER DEN FALL DER PATENT-, GEBRAUCHSMUSTER- ODER GESCHMACKSMUSTEREINTRAGUNG VORBEHALTEN.
 THE REPRODUCTION, DISTRIBUTION AND UTILIZATION OF THIS DOCUMENT AS WELL AS THE COMMUNICATION OF ITS CONTENTS TO OTHERS WITHOUT EXPLICIT AUTHORIZATION IS PROHIBITED.
 OFFENDERS WILL BE HELD LIABLE FOR THE PAYMENT OF DAMAGES. WEIDMUELLER EXCLUSIVELY RESERVES THE RIGHT TO FILE FOR PATENTS, UTILITY MODELS OR DESIGNS.
 © WEIDMUELLER INTERFACE GmbH & Co.KG



24	116,84	4,60
23	111,76	4,40
22	106,68	4,20
21	101,60	4,00
20	96,52	3,80
19	91,44	3,60
18	86,36	3,40
17	81,28	3,20
16	76,20	3,00
15	71,12	2,80
14	66,04	2,60
13	60,96	2,40
12	55,88	2,20
11	50,80	2,00
10	45,72	1,80
9	40,64	1,60
8	35,56	1,40
7	30,48	1,20
6	25,40	1,00
5	20,32	0,80
4	15,24	0,60
3	10,16	0,40
2	5,08	0,20
n	L1 [mm]	L1 [inch]

SHOWN: BLZ 5.08/04/90

For the mounting of PCBs, it should be noted that the rated data given in the catalogue relates only to the connection elements. The necessary creepage and clearance paths must be observed in connection with the respective applicant in accordance to VDE 0110. The current-carrying capacity and pitch tolerance is to be determined according to DIN IEC 326 part 3 very fine.

Weidmüller connectors are tested to the DIN VDE 0627 standard, and are valid for its field of application. Provided that the connectors are used to the intended purpose, all requirements with respect to the occurring of electrical, mechanical, thermic and corrosive stress will be satisfied.

	METRIC TOLERANCES: X. = ±0.3 X.X = ±0.1 X.XX = ±0.05	50351/0 15.03.10 HELIS_MA 03		CAT.NO.:	
	MODIFICATION				C 16662 34 DRAWING NO. ISSUE NO.
		DRAWN 08.03.2010 HELIS_MA	DATE	NAME	BLZ 5.08/.. /270... BUCHSENLEISTE SOCKET BLOCK
SCALE: 2:1		RESPONSIBLE HECKERT_S	CHECKED 17.03.2010 HECKERT_M	APPROVED HECKERT_M	
SUPERSEDES:		PRODUCT FILE: BLZ 5.08 90/270			
					SHEET 02 OF 03 SHEETS
					7149

X-ON Electronics

Largest Supplier of Electrical and Electronic Components

Click to view similar products for [Weidmuller manufacturer](#):

Other Similar products are found below :

[0103300000](#) [0105620000](#) [0105820000](#) [0110020000](#) [0110060000](#) [0114660000](#) [0117500000](#) [0117510000](#) [0117920000](#) [0117960000](#)
[0117960000 AP SAK4-10](#) [011796 AP \(SAK4/6\)](#) [0117980000](#) [0117980000 AP SAK4-10 BL](#) [0119660000](#) [0119760000](#) [0119860000](#)
[0119960000](#) [0120060000](#) [0122800000](#) [012280 \(PACK OF 5\)](#) [0122810000](#) [0124300000](#) [0124400000](#) [0124700000](#) [0124800000](#) [0126160000](#)
[0126260000](#) [0126360000](#) [0126700000](#) [0128360000](#) [012836 SAK4](#) [0128380000](#) [012838 SAK4](#) [0130160000](#) [0131700000](#) [0132961027](#)
[0132961039](#) [0133360001](#) [0133360011](#) [0134220000](#) [0134500000](#) [0134700000](#) [0134920000](#) [0137100000](#) [0139160000](#) [0140200000](#)
[0141620000](#) [0146720000](#) [0150960000](#)