

**WPD 108 1X120/2X35+3X25+4X16 GY****Weidmüller Interface GmbH & Co. KG**

Klingenbergstraße 26

D-32758 Detmold

Germany

www.weidmueller.com

**Product image****Power feed-in**

Our wide range of W-Series terminal blocks with our WPD main line branch terminals, which are optimised to guarantee both convenience and space gains, ensures a secure and convenient connection at the power feed-in.

**General ordering data**

Version	W-Series, Distribution block, Rated cross-section: Screw connection, Terminal rail / mounting plate
Order No.	<a href="#">1562100000</a>
Type	WPD 108 1X120/2X35+3X25+4X16 GY
GTIN (EAN)	4050118385205
Qty.	1 pc(s).

Creation date January 11, 2022 11:13:51 PM CET

Catalogue status 17.12.2021 / We reserve the right to make technical changes.

**WPD 108 1X120/2X35+3X25+4X16 GY**

**Weidmüller Interface GmbH & Co. KG**  
 Klingenbergstraße 26  
 D-32758 Detmold  
 Germany

www.weidmueller.com

**Technical data**
**Dimensions and weights**

Depth	77 mm	Depth (inches)	3.031 inch
Height	95 mm	Height (inches)	3.74 inch
Width	51.1 mm	Width (inches)	2.012 inch
Net weight	480 g		

**Temperatures**

Storage temperature	-25 °C...55 °C	Continuous operating temp., min.	-50 °C
Continuous operating temp., max.	130 °C		

**Environmental Product Compliance**

REACH SVHC	Lead 7439-92-1
------------	----------------

**Material data**

Material	Wemid	Colour	Light Grey
UL 94 flammability rating	V-0		

**Rating data IECEx/ATEX**

Certificate No. (ATEX)	CNEX16ATEX0005U	Certificate No. (IECEX)	IECEXCNEX16.0005U
Max. voltage (ATEX)	1100 V	Current (ATEX)	250 A
Wire cross section max. (ATEX)	120 mm <sup>2</sup>	Max. voltage (IECEX)	1100 V
Current (IECEX)	250 A		

**System specifications**

Version	Screw connection	End cover plate required	No
Number of potentials	1	Number of levels	1
Number of clamping points per level	2	Number of potentials per tier	1
Levels cross-connected internally	Yes	PE connection	No
Rail	Mounting plate, TS 35	N-function	Yes
PE function	No	PEN function	No

**Additional technical data**

Installation advice	Terminal rail / mounting plate	Open sides	closed
Type of mounting	Snap-on		

**CSA rating data**

Certificate number (cCSAus)	70128467
-----------------------------	----------

**Conductors for clamping (rated connection)**

Connection direction	on side	Type of connection	Screw connection
----------------------	---------	--------------------	------------------

**General**

Installation advice	Terminal rail / mounting plate	Number of poles	1
Rail	Mounting plate, TS 35	Standards	IEC 60947-7-1, UL 1059

Creation date January 11, 2022 11:13:51 PM CET

Catalogue status 17.12.2021 / We reserve the right to make technical changes.

## WPD 108 1X120/2X35+3X25+4X16 GY

**Weidmüller Interface GmbH & Co. KG**  
Klingenbergstraße 26  
D-32758 Detmold  
Germany

www.weidmueller.com

## Technical data

### Rating data

Rated AC voltage	1,000 V	Rated DC voltage	1,500 V DC
Rated current	400 A	Standards	IEC 60947-7-1, UL 1059

### UL rating data

Certificate No. (UR)	E60693
----------------------	--------

### Classifications

ETIM 6.0	EC000897	ETIM 7.0	EC000897
ETIM 8.0	EC000897	ECLASS 9.0	27-14-11-20
ECLASS 9.1	27-14-11-20	ECLASS 10.0	27-14-11-20
ECLASS 11.0	27-14-11-20		

### Important note

Product information	Power distribution block (Bus Bar) also usable for distribution of neutral conductor and function earth.
---------------------	--

### Approvals

Approvals



ROHS	Conform
UL File Number Search	E60693

### Downloads

Approval/Certificate/Document of Conformity	<a href="#">Attestation of Conformity</a> <a href="#">CB Certificate</a> <a href="#">ATEX Certificate</a> <a href="#">IECEX Certificate</a> <a href="#">EAC certificate</a> <a href="#">EAC EX Certificate</a> <a href="#">CCC Ex Certificate</a> <a href="#">DNV Certificate</a> <a href="#">CE Declaration of Conformity</a> <a href="#">CE Declaration of Conformity all terminals</a>
Engineering Data	<a href="#">CAD data – STEP</a>
Engineering Data	<a href="#">EPLAN, WSCAD</a>
User Documentation	<a href="#">StorageConditionsTerminalBlocks</a> <a href="#">DATA SHEET WPD 108</a> <a href="#">NTI WDP 108</a>
Catalogues	<a href="#">Catalogues in PDF-format</a>
Brochures	

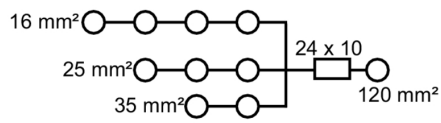
**Data sheet**

**WPD 108 1X120/2X35+3X25+4X16 GY**

**Weidmüller Interface GmbH & Co. KG**  
Klingenbergstraße 26  
D-32758 Detmold  
Germany

[www.weidmueller.com](http://www.weidmueller.com)

**Drawings**



**WPD 108 1X120/2X35+3X25+4X16 GY**

**Weidmüller Interface GmbH & Co. KG**  
 Klingenbergstraße 26  
 D-32758 Detmold  
 Germany

www.weidmueller.com

**Accessories**

**Slotted screwdriver**



Slotted screwdriver with rounded blade SD DIN 5265, ISO 2380/2, output to DIN 5264, ISO 2380/1. ChromTop tip, SoftFinish grip

**General ordering data**

Type	SDS 0.6X3.5X100	Version
Order No.	<a href="#">9008330000</a>	Screwdriver, Screwdriver
GTIN (EAN)	4032248056286	
Qty.	1 pc(s).	

**Socket wrench sets**



Allen key made from fully hardened, high-alloy chromium-vanadium- steel, acc. to DIN ISO 2936 L (DIN 911), high-quality refined surface.

**General ordering data**

Type	SKS 2,0-8,0 MR	Version
Order No.	<a href="#">9008870000</a>	socket wrenches
GTIN (EAN)	4032248266623	
Qty.	1 pc(s).	

## WPD 108 1X120/2X35+3X25+4X16 GY

**Weidmüller Interface GmbH & Co. KG**  
Klingenbergstraße 26  
D-32758 Detmold  
Germany

[www.weidmueller.com](http://www.weidmueller.com)

# Accessories

## Cross connection



## General ordering data

Type	WQB WPD X08-09/2	Version
Order No.	<a href="#">1561900000</a>	W-Series, Cross-connector, Number of poles: 2
GTIN (EAN)	4050118367096	
Qty.	20 pc(s).	

**Power distribution**  
**Screw connection**

**W-Series**  
**WPD 108 1X120/2X35+3X25+4X16 GY**



**WPD 108** 120 mm<sup>2</sup>



Width / Height / Depth	mm
max. current / max. conductor	A/mm <sup>2</sup>
max. clamping range	mm <sup>2</sup>

51.1 / 77 / 95	
269 / 120	
25...120	

**Technical data**

Rated data	
Rated voltage	V
Rated current	A
for wire cross-section	120 mm <sup>2</sup> mm <sup>2</sup>
Rated impulse withstand voltage / Pollution severity	
Overvoltage category / UL 94 flammability rating	
Approvals	

**IEC 60947-7-1 (Cu), UL 1059 (Cu+Al)**

IEC	UL	CSA	EN 60079-7
1000	600	600	880
269	250	255	250
120	AWG 4...kcmil 250	AWG 4...kcmil 250	120
8 kV / 3			
III / V-0			

Clamped conductors (H05V/H07V)	
Solid / Stranded	120 mm <sup>2</sup> mm <sup>2</sup>
	35 mm <sup>2</sup> mm <sup>2</sup>
	25 mm <sup>2</sup> mm <sup>2</sup>
	16 mm <sup>2</sup> mm <sup>2</sup>
Flexible with ferrule	120 mm <sup>2</sup> mm <sup>2</sup>
	35 mm <sup>2</sup> mm <sup>2</sup>
	25 mm <sup>2</sup> mm <sup>2</sup>
	16 mm <sup>2</sup> mm <sup>2</sup>
Stripping length / Blade size	120 mm <sup>2</sup> mm/-
	35 mm <sup>2</sup> mm/-
	25 mm <sup>2</sup> mm <sup>2</sup>
	16 mm <sup>2</sup> mm <sup>2</sup>
Tightening torque	Nm

Rated connection	
35...120 / 35...120	
4...35 / 4...35	
2.5...25 / 2.5...25	
1.5...16 / 1.5...16	
25...95	
2.5...25	
1.5...16	
1.5...10	
27 / M14	
18 / M8	
12 / M6	
12 / M6	

Note  
see appendix at the end of the chapter

**Ordering data**

Version	Color
	grey
	blue
	red
	black

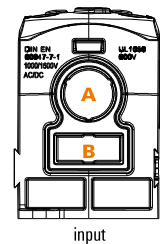

Type	Qty.	Order No.
WPD 108 1x120/2x35+3x25+4x16 GY	1	1562100000
WPD 108 1x120/2x35+3x25+4x16 BL	1	2519480000
WPD 108 1x120/2x35+3x25+4x16 RD	1	2725280000
WPD 108 1x120/2x35+3x25+4x16 BK	1	2725380000

Note

**Accessories**

Cross connection	2-pole
End bracket	dark beige
Screwdriver	dark beige
	SET

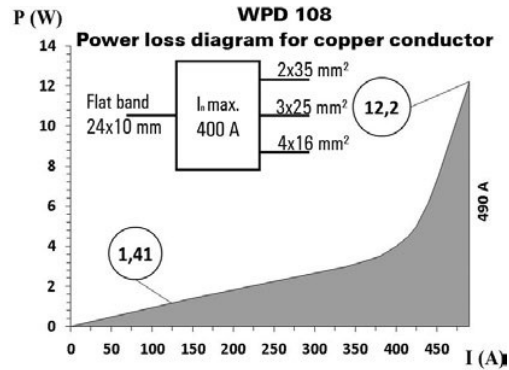
Type	Qty.	Order No.
WOB WPD X08-09/2	20	1561900000
WEW 35/2	100	1061200000
AEB 35 SC/1	50	1991920000
SDK PZ2 X 100	1	2749450000
SK WSD-S 1,5-10,0	1	9008850000



Conductor connection data according to IEC 60947-7-1 (Cu), UL 1059 (Cu+Al)

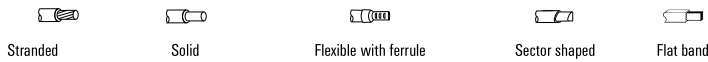
Input	connection point A				CP** B
	Copper		Aluminium*		Copper
120 mm <sup>2</sup>	19 Nm	19 Nm	22,6 Nm	22,6 Nm	3 Nm
95 mm <sup>2</sup>					
70 mm <sup>2</sup>					
50 mm <sup>2</sup>					
35 mm <sup>2</sup>					
25 mm <sup>2</sup>					
Flat band 24x10mm					
Stripping lengths	27 mm				22 mm
Allen screw	M14				M6

\* Values according to UL 1059 \*\* CP - connection point



Output	connection point 1 / 2 / 3				connection point 4 / 5 / 6 / 7				connection point 8 / 9			
	Copper		Aluminium*		Copper		Aluminium*		Copper		Aluminium*	
35 mm <sup>2</sup>	2 Nm	2 Nm	5,1 Nm	5,1 Nm	2 Nm	2 Nm	5,1 Nm	2,5 Nm	2,5 Nm	11,3 Nm	11,3 Nm	
25 mm <sup>2</sup>												
16 mm <sup>2</sup>												
10 mm <sup>2</sup>												
6 mm <sup>2</sup>												
4 mm <sup>2</sup>												
2,5 mm <sup>2</sup>												
1,5 mm <sup>2</sup>												
Stripping lengths	12 mm				12 mm				18 mm			
Allen screw	M6				M6				M8			

\* Values according to UL 1059



UL Rating data according to UL 1059

Certificate no. (UR)	XCFR2.E60693				
	connection point A				CP* B
Input (line)	Copper		Aluminium		Copper
kcmil 250	168.2 Lb In.	168.2 Lb In.	200 Lb In.	200 Lb In.	17.7 Lb In.
AWG 4/0					
AWG 3/0					
AWG 2/0					
AWG 1/0					
AWG 2					
AWG 4					
Flat band 24x10 mm					
max. current	250 A	200 A	155 A	205 A	250 A
Voltage size B,C (UR)	600 V				

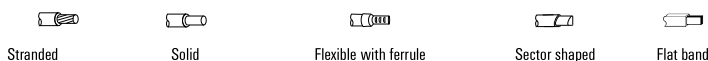
\* CP - connection point

CSA rating data according to CSA 22.2 No. 158

Certificate No. (CSA)	269832			
	Input		Output	
	CP* A	CP* 1/2/3	CP* 4/5/6/7	CP* B
kcmil 250	19 Nm			
AWG 2	19 Nm			
AWG 4		3 Nm	3 Nm	6 Nm
AWG 6				
AWG 8				
AWG 10				
AWG 12				
AWG 14				
AWG 16				
max. current	255 A	85 A	65 A	115 A
Voltage size C (CSA)	600 V			

\* CP - connection point

Output	connection point 1 / 2 / 3				connection point 4 / 5 / 6 / 7				connection point 8 / 9			
	Copper		Aluminium		Copper		Aluminium		Copper		Aluminium	
AWG 2	22.6 Lb In.	22.6 Lb In.	45.1 Lb In.	45.1 Lb In.	22.6 Lb In.	22.6 Lb In.	45.1 Lb In.	53.1 Lb In.	53.1 Lb In.	100 Lb In.	100 Lb In.	
AWG 4												
AWG 6												
AWG 8												
AWG 10												
AWG 12												
AWG 14												
AWG 16												
max. current	85 A	65 A	65 A	50 A	65 A	50 A	50 A	115 A	85 A	90 A	65 A	
Voltage size B,C (UR)	600 V											





## X-ON Electronics

Largest Supplier of Electrical and Electronic Components

*Click to view similar products for [DIN Rail Terminal Blocks](#) category:*

*Click to view products by [Weidmuller](#) manufacturer:*

Other Similar products are found below :

[00110420202](#) [8WA1011-1BH23](#) [8WA1011-1EF20](#) [8WA1011-6DG11](#) [91.010](#) [9102100000](#) [91.040](#) [9123140000](#) [9123140001](#) [RBO 5-T-B-HEX](#) [1333564](#) [DP25-GY-ND](#) [1431306](#) [1433306](#) [90.070](#) [90.202](#) [91.020](#) [912314](#) [260-301\\_NR](#) [2757571](#) [280-331](#) [280-560](#) [280-564](#) [281-611/281-542](#) [281-673/281-411](#) [281-994](#) [283-317](#) [283-607](#) [2909798](#) [264-724](#) [264-726](#) [280-530](#) [280-555](#) [280-619](#) [281-610](#) [281-622/281-417](#) [284-317](#) [284-601](#) [2907033](#) [3048496](#) [5542152](#) [35956](#) [USK 10](#) [102510](#) [1025100000](#) [5520682](#) [5607102](#) [EMH 25-ZE30](#) [591620-2](#) [UM 45-SEFE M.NUT BK](#)