

STV S 7 SS

Weidmüller Interface GmbH & Co. KG


Klingenbergstraße 26

D-32758 Detmold

Germany

www.weidmueller.com

Product image



Similar to illustration

Tried-and-tested power connector system for straight conductor-conductor connections. Counterpart also available with optional solder pins for PCB connection. Versatile thanks to mounting bracket for fixing to enclosure and screw locking, plus extensive accessories.

General ordering data

| | |
|--------------|--|
| Version | PCB plug-in connector, male plug, 7.00 mm, Number of poles: 7, 180°, Clamping yoke connection, Clamping range, max.: 4 mm ² , Box |
| Order No. | 1612100000 |
| Type | STV S 7 SS |
| GTIN (EAN) | 4008190198817 |
| Qty. | 10 pc(s). |
| Product data | IEC: 1000 V / 32 A / 0.5 - 4 mm ² UL: 600 V / 25 A / AWG 22 - AWG 12 |
| Packaging | Box |

Creation date January 26, 2022 5:21:15 PM CET

STV S 7 SS

Weidmüller Interface GmbH & Co. KG

Klingenbergstraße 26

D-32758 Detmold

Germany

www.weidmueller.com

Technical data

Dimensions and weights

| | | | |
|------------|---------|-----------------|------------|
| Depth | 30.2 mm | Depth (inches) | 1.189 inch |
| Height | 21.4 mm | Height (inches) | 0.843 inch |
| Net weight | 31.9 g | | |

System Parameters

| | | | |
|--|-----------------------------|--|---------------------------------|
| Product family | OMNIMATE Power - series STV | Type of connection | Field connection |
| Wire connection method | Clamping yoke connection | Pitch in mm (P) | 7 mm |
| Pitch in inches (P) | 0.276 inch | Conductor outlet direction | 180° |
| Number of poles | 7 | L1 in mm | 42 mm |
| L1 in inches | 1.654 inch | Number of rows | 1 |
| Pin series quantity | 1 | Touch-safe protection acc. to DIN VDE 57 106 | Safe from finger touch, plugged |
| Touch-safe protection acc. to DIN VDE 0470 | IP20 plugged | Volume resistance | 1.60 mΩ |
| Can be coded | Yes | Stripping length | 9 mm |
| Tightening torque, min. | 0.5 Nm | Tightening torque, max. | 0.6 Nm |
| Clamping screw | M 3 | Screwdriver blade | 0.6 x 3.5 |
| Screwdriver blade standard | DIN 5264 | Plugging cycles | 25 |

Material data

| | | | |
|---------------------------------------|----------|---------------------------------------|---------------|
| Insulating material | PA | Colour | Pebble grey |
| Colour chart (similar) | RAL 7032 | Insulating material group | I |
| Comparative Tracking Index (CTI) | ≥ 600 | UL 94 flammability rating | V-0 |
| Contact material | CuZn | Contact surface | silver-plated |
| Storage temperature, min. | -40 °C | Storage temperature, max. | 70 °C |
| Operating temperature, min. | -50 °C | Operating temperature, max. | 100 °C |
| Temperature range, installation, min. | -25 °C | Temperature range, installation, max. | 100 °C |

Conductors suitable for connection

| | |
|---|---------------------|
| Clamping range, min. | 0.5 mm ² |
| Clamping range, max. | 4 mm ² |
| Wire connection cross section AWG, min. | AWG 22 |
| Wire connection cross section AWG, max. | AWG 12 |
| Solid, min. H05(07) V-U | 0.5 mm ² |
| Solid, max. H05(07) V-U | 4 mm ² |
| Flexible, min. H05(07) V-K | 0.5 mm ² |
| Flexible, max. H05(07) V-K | 4 mm ² |
| w. plastic collar ferrule, DIN 46228 pt 4, 0.5 mm ² min. | |
| w. plastic collar ferrule, DIN 46228 pt 4, 4 mm ² max. | |
| w. wire end ferrule, DIN 46228 pt 1, 0.5 mm ² min. | |
| w. wire end ferrule, DIN 46228 pt 1, 4 mm ² max. | |
| Plug gauge in accordance with EN 60999 a x b; ø | 2.8 mm x 2.0 mm |

STV S 7 SS

Weidmüller Interface GmbH & Co. KG
 Klingenbergstraße 26
 D-32758 Detmold
 Germany

www.weidmueller.com

Technical data

| | | | |
|--|--|------------------------------|-----------------------------|
| Clampable conductor | Cross-section for conductor connection | Type | fine-wired |
| | | nominal | 2.5 mm ² |
| wire end ferrule | | Stripping length | nominal 10 mm |
| | | Recommended wire-end ferrule | H2.5/15D BL |
| Cross-section for conductor connection | Cross-section for conductor connection | Type | fine-wired |
| | | nominal | 4 mm ² |
| wire end ferrule | | Stripping length | nominal 12 mm |
| | | Recommended wire-end ferrule | H4.0/18D GR |
| | | Stripping length | nominal 9 mm |
| | | Recommended wire-end ferrule | H4.0/9 |

Reference text The outside diameter of the plastic collar should not be larger than the pitch (P). Length of ferrules is to be chosen depending on the product and the rated voltage.

Rated data acc. to IEC

| | | | |
|---|------------------------|---|-------------------|
| tested acc. to standard | IEC 60664-1, IEC 61984 | Rated current, min. number of poles (Tu=20°C) | 32 A |
| Rated current, max. number of poles (Tu=20°C) | 28 A | Rated current, min. number of poles (Tu=40°C) | 32 A |
| Rated current, max. number of poles (Tu=40°C) | 24 A | Rated voltage for surge voltage class / pollution degree II/2 | 1,000 V |
| Rated voltage for surge voltage class / pollution degree III/2 | 500 V | Rated voltage for surge voltage class / pollution degree III/3 | 500 V |
| Rated impulse voltage for surge voltage class/ pollution degree II/2 | 6 kV | Rated impulse voltage for surge voltage class/ pollution degree III/2 | 6 kV |
| Rated impulse voltage for surge voltage class/ contamination degree III/3 | 6 kV | Short-time withstand current resistance | 3 x 1s with 340 A |

Rated data acc. to CSA

| | | | |
|-----------------------------------|--|-----------------------------------|-----------|
| Institute (CSA) | | Certificate No. (CSA) | 12400-343 |
| Rated voltage (Use group B / CSA) | 300 V | Rated voltage (Use group D / CSA) | 300 V |
| Rated current (Use group B / CSA) | 25 A | Rated current (Use group D / CSA) | 25 A |
| Wire cross-section, AWG, min. | AWG 20 | Wire cross-section, AWG, max. | AWG 12 |
| Reference to approval values | Specifications are maximum values, details - see approval certificate. | | |

Rated data acc. to UL 1059

| | | | |
|------------------------------|--|----------------------|--------|
| Institute (UR) | | Certificate No. (UR) | E92202 |
| Reference to approval values | Specifications are maximum values, details - see approval certificate. | | |


STV S 7 SS

Weidmüller Interface GmbH & Co. KG
 Klingenbergstraße 26
 D-32758 Detmold
 Germany

www.weidmueller.com

Technical data

Rated data acc. to UL 1977

| | | | |
|-------------------------------|---|-------------------------------|--------|
| Institute (UR) |  | Certificate No. (UR) | E92202 |
| Reference to approval values | Specifications are maximum values, details - see approval certificate. | Rated voltage (UL 1977) | 600 V |
| Rated current (UL 1977) | 25 A | AWG-conductor, min. (UL 1977) | 22 |
| AWG-conductor, max. (UL 1977) | 12 | | |

Packing

| | | | |
|-----------|--------|------------|--------|
| Packaging | Box | VPE length | 167 mm |
| VPE width | 118 mm | VPE height | 39 mm |

Classifications

| | | | |
|-------------|-------------|-------------|-------------|
| ETIM 6.0 | EC002638 | ETIM 7.0 | EC002638 |
| ETIM 8.0 | EC002638 | ECLASS 9.0 | 27-44-03-09 |
| ECLASS 9.1 | 27-44-03-09 | ECLASS 10.0 | 27-44-03-09 |
| ECLASS 11.0 | 27-46-02-02 | | |

Important note

| | |
|----------------|---|
| IPC conformity | Conformity: The products are developed, manufactured and delivered according international recognized standards and norms and comply with the assured properties in the data sheet resp. fulfill decorative properties in accordance with IPC-A-610 "Class 2". Further claims on the products can be evaluated on request. |
| Notes | <ul style="list-style-type: none"> • Additional colours on request • Rated current related to rated cross-section & min. No. of poles. • Crimp form A for wire end ferrules with PZ 6/5 crimping tool are recommended for the largest cable sizes. • Wire end ferrule without plastic collar to DIN 46228/1 • Wire end ferrule with plastic collar to DIN 46228/4 • P on drawing = pitch • Rated data refer only to the component itself. Clearance and creepage distances to other components are to be designed in accordance with the relevant application standards. |

Approvals

| | |
|-----------------------|---|
| Approvals |  |
| ROHS | Conform |
| UL File Number Search | E92202 |

STV S 7 SS

Weidmüller Interface GmbH & Co. KG
Klingenbergstraße 26
D-32758 Detmold
Germany

www.weidmueller.com

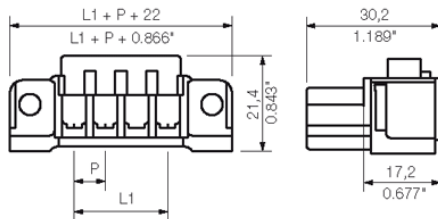
Technical data**Downloads**

| | |
|---|---|
| Approval/Certificate/Document of Conformity | Declaration of the Manufacturer |
| Engineering Data | CAD data – STEP |
| Engineering Data | EPLAN, WSCAD |
| Catalogues | Catalogues in PDF-format |
| Brochures | MB DEVICE MANUF. EN FL 72H SAMPLE SER EN PO OMNIMATE EN |

STV S 7 SS

Weidmüller Interface GmbH & Co. KG
Klingenbergstraße 26
D-32758 Detmold
Germany

www.weidmueller.com

Drawings**Dimensional drawing**

STV S 7 SS

Weidmüller Interface GmbH & Co. KG
 Klingenbergstraße 26
 D-32758 Detmold
 Germany

www.weidmueller.com

Accessories

Strain reliefs



The pluggable connections for power electronics - optimised for modern drive technologies, e.g. motor starters, frequency converters and servo-controllers.

OMNIMATE Power sets the new standard – with increased safety and innovative solutions such as the pluggable shield, integrated signal contacts and one-handed operation.

The three product lines offer you further advantages:

- Application-oriented scalability: from the compact 4 mm² connector for 29 A (IEC) or 20 A (UL) up to the sturdy 16 mm² connector for 76 A (IEC) or 54 A (UL)
- Unlimited usage up to 1,000 V (IEC) or 600 V (UL)
- A variety of application optimised mounting options

Our Service:

Design your individual connectors simply by using the

General ordering data

| Type | STVS 7 ZE SW | Version | Product data | Packaging |
|------------|----------------------------|---|--------------|-----------|
| Order No. | 1613910000 | PCB plug-in connector, Accessories, Strain relief, black, Number of | | Box |
| GTIN (EAN) | 4008190296810 | poles: 7 | | |
| Qty. | 10 pc(s). | | | |

Coding elements



The pluggable connections for power electronics - optimised for modern drive technologies, e.g. motor starters, frequency converters and servo-controllers.

OMNIMATE Power sets the new standard – with increased safety and innovative solutions such as the pluggable shield, integrated signal contacts and one-handed operation.

The three product lines offer you further advantages:

- Application-oriented scalability: from the compact 4 mm² connector for 29 A (IEC) or 20 A (UL) up to the sturdy 16 mm² connector for 76 A (IEC) or 54 A (UL)
- Unlimited usage up to 1,000 V (IEC) or 600 V (UL)
- A variety of application optimised mounting options

Our Service:

Design your individual connectors simply by using the

General ordering data

| Type | STV S KO | Version | Product data | Packaging |
|------------|----------------------------|---|--------------|-----------|
| Order No. | 1613800000 | PCB plug-in connector, Accessories, Coding element, black | | Box |
| GTIN (EAN) | 4008190198923 | | | |
| Qty. | 50 pc(s). | | | |

X-ON Electronics

Largest Supplier of Electrical and Electronic Components

Click to view similar products for [Pluggable Terminal Blocks](#) category:

Click to view products by [Weidmuller](#) manufacturer:

Other Similar products are found below :

[57.510.0053](#) [MC 1.5/ 6-ST-3.5 GY AU](#) [ET02015000J0G](#) [734-104](#) [734-302](#) [8-141-P](#) [8426620000](#) [860505](#) [860516](#) [860810](#) [GBPACX-12](#)
[PV05-5,08-K](#) [PVP02-5,00](#) [PVP03-3,50](#) [PVP04-3,50](#) [PVS02-5,00](#) [1-1986160-3](#) [1377680000](#) [1531000000](#) [1546228-5](#) [ELFH16150](#)
[ELFP03110](#) [ELFP10210](#) [ELFT06250](#) [ELVP03100](#) [1700101](#) [1700410](#) [1700425](#) [1702246](#) [1705229](#) [1710175](#) [1714537](#) [1717806](#) [1719600](#)
[1728941](#) [1734692](#) [1734795](#) [1736036](#) [1740194](#) [1740628](#) [1740990](#) [1746952](#) [1750207](#) [1752441](#) [1752865](#) [1754115](#) [1754144](#) [1756913](#)
[1760051](#) [1760336](#)