


**ZDK 2.5/D/4****Weidmüller Interface GmbH & Co. KG**

Klingenbergstraße 26

D-32758 Detmold

Germany

www.weidmueller.com

**Product image**

Why not integrating simple electrical functions into a feed through terminal. It has the same slim design of our feed-through terminal blocks - with additional functions such as cross-connections that can be used. Often, you only need a small component to integrate an external device into your automation technology. Our modular terminal blocks with electronic components make this possible; quickly, simply, and with a perfect fit.

**General ordering data**

Version	Z-series, Component terminal, Double-tier terminal, Rated cross-section: 2.5 mm <sup>2</sup> , Tension-clamp connection, dark beige
Order No.	<a href="#">1690040000</a>
Type	ZDK 2.5/D/4
GTIN (EAN)	4008190877927
Qty.	50 pc(s).

Creation date September 16, 2022 9:08:34 AM CEST

Catalogue status 09.09.2022 / We reserve the right to make technical changes.

## ZDK 2.5/D/4

Weidmüller Interface GmbH &amp; Co. KG

Klingenbergstraße 26

D-32758 Detmold

Germany

www.weidmueller.com

## Technical data

## Dimensions and weights

Depth	53 mm	Depth (inches)	2.087 inch
Depth including DIN rail	54 mm	Height	79.1 mm
Height (inches)	3.114 inch	Width	5.1 mm
Width (inches)	0.201 inch	Net weight	10.06 g

## Temperatures

Storage temperature	-25 °C...55 °C	Continuous operating temp., min.	-50 °C
Continuous operating temp., max.	120 °C		

## Environmental Product Compliance

REACH SVHC	SCIP	54fa3736- da64-43f0-8e15- adda34a17808
Lead 7439-92-1		

## Material data

Material	Wemid	Colour	dark beige
UL 94 flammability rating	V-0		

## System specifications

Version	Tension-clamp connection, for plug-in cross-connector, One end without connector, with diode	End cover plate required	Yes
Number of potentials	1	Number of levels	2
Number of clamping points per level	2	Number of potentials per tier	1
Levels cross-connected internally	Yes	PE connection	No
Rail	TS 35	N-function	No
PE function	No	PEN function	No

## Additional technical data

Electronic component	Diode	Explosion-tested version	Yes
Open sides	right	Type of mounting	Snap-on

## CSA rating data

Certificate No. (CSA)	80053378-200039	Conductor size Factory wiring max. (CSA)	12 AWG
Conductor size Factory wiring min. (CSA)	26 AWG	Conductor size Field wiring max. (CSA)	12 AWG
Conductor size Field wiring min. (CSA)	26 AWG	Current size B (CSA)	10 A
Current size D (CSA)	10 A	Voltage size B (CSA)	300 V
Voltage size D (CSA)	300 V	Wire cross section max. (CSA)	12 AWG
Wire cross section min. (CSA)	26 AWG		

## Component

Component diode	Type diode	1N4007
	Forward current	1 A
	Reverse voltage	1,300 V
	Forward voltage	0.7 V

## ZDK 2.5/D/4

Weidmüller Interface GmbH &amp; Co. KG

Klingenbergstraße 26

D-32758 Detmold

Germany

www.weidmueller.com

## Technical data

## Conductors for clamping (additional connection)

Conductor cross-section, flexible plus plastic collar DIN 46228/1, further connection, max. 2.5 mm<sup>2</sup>

## Conductors for clamping (rated connection)

Blade size	0.6 x 3.5 mm			
Clamping range, max.	2.5 mm <sup>2</sup>			
Clamping range, min.	0.05 mm <sup>2</sup>			
Connection direction	top			
Gauge to IEC 60947-1	A2			
Number of connections	4			
Stripping length	10 mm			
Tube length for wire-end ferrule with plastic collar DIN 46228/4	Cross-section for conductor connection	nominal	0.5 mm <sup>2</sup>	
		min.	6 mm	
		max.	10 mm	
	Cross-section for conductor connection	nominal	0.75 mm <sup>2</sup>	
		min.	6 mm	
		max.	12 mm	
	Cross-section for conductor connection	nominal	1 mm <sup>2</sup>	
		min.	6 mm	
		max.	12 mm	
	Cross-section for conductor connection	nominal	1.5 mm <sup>2</sup>	
		min.	8 mm	
		max.	12 mm	
	Cross-section for conductor connection	nominal	2.5 mm <sup>2</sup>	
		min.	8 mm	
		max.	12 mm	
Tube length for wire-end ferrule without plastic collar DIN 46228/1	Cross-section for conductor connection	nominal	0.5 mm <sup>2</sup>	
		nominal	10 mm	
	Cross-section for conductor connection	nominal	0.75 mm <sup>2</sup>	
		nominal	10 mm	
	Cross-section for conductor connection	nominal	1 mm <sup>2</sup>	
		nominal	10 mm	
	Cross-section for conductor connection	nominal	1.5 mm <sup>2</sup>	
		min.	10 mm	
		max.	12 mm	
	Cross-section for conductor connection	nominal	2.5 mm <sup>2</sup>	
		min.	10 mm	
		max.	12 mm	
	Twin wire-end ferrules, max.	0.34 mm <sup>2</sup>		
	Twin wire-end ferrules, min.	0.14 mm <sup>2</sup>		
	Type of connection	Tension-clamp connection		
Wire connection cross section AWG, min.	AWG 30			
Wire connection cross section, finely stranded, max.	2.5 mm <sup>2</sup>			
Wire connection cross section, finely stranded, min.	0.5 mm <sup>2</sup>			
Wire connection cross-section, finely stranded with wire-end ferrules DIN 46228/1, max.	1.5 mm <sup>2</sup>			
Wire connection cross-section, finely stranded with wire-end ferrules DIN 46228/1, min.	0.5 mm <sup>2</sup>			

Creation date September 16, 2022 9:08:34 AM CEST

Catalogue status 09.09.2022 / We reserve the right to make technical changes.

3

# Data sheet

## ZDK 2.5/D/4

**Weidmüller Interface GmbH & Co. KG**  
 Klingenbergstraße 26  
 D-32758 Detmold  
 Germany

www.weidmueller.com

## Technical data

Wire connection cross-section, finely stranded with wire-end ferrules DIN 46228/4, max.	1.5 mm <sup>2</sup>
Wire connection cross-section, finely stranded with wire-end ferrules DIN 46228/4, min.	0.5 mm <sup>2</sup>
Wire connection cross-section, solid core, max.	2.5 mm <sup>2</sup>
Wire connection cross-section, solid core, min.	0.5 mm <sup>2</sup>

### Dimensions

TS 32 offset	38.5 mm	TS 35 offset	38.5 mm
--------------	---------	--------------	---------

### General

Rail	TS 35	Standards	IEC 60947-7-1
Wire connection cross section AWG, min.	AWG 30		

### Rating data

Rated cross-section	2.5 mm <sup>2</sup>	Rated voltage	500 V
Rated current	0.5 A	Standards	IEC 60947-7-1
Volume resistance according to IEC 60947-7-x	1.33 mΩ	Rated impulse withstand voltage	6 kV
Power loss in accordance with IEC 60947-7-x	0.77 W	Pollution severity	3

### UL rating data

Certificate No. (UR)	E60693	Conductor size Factory wiring max. (UR)	14 AWG
Conductor size Factory wiring min. (UR)	26 AWG	Conductor size Field wiring max. (UR)	14 AWG
Conductor size Field wiring min. (UR)	26 AWG	Current size C (UR)	15 A
Voltage size C (UR)	300 V		

### Classifications

ETIM 6.0	EC000903	ETIM 7.0	EC000903
ETIM 8.0	EC000903	ECLASS 9.0	27-14-11-27
ECLASS 9.1	27-14-11-47	ECLASS 10.0	27-14-11-27
ECLASS 11.0	27-14-11-27	ECLASS 12.0	27-14-11-27

### Important note

Product information	The allowed continuous operating temperature must be observed
---------------------	---

### Approvals

Approvals



ROHS	Conform
UL File Number Search	UL Website
Certificate No. (UR)	E60693

Creation date September 16, 2022 9:08:34 AM CEST

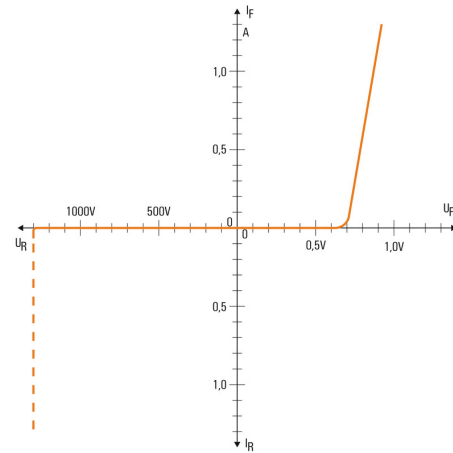
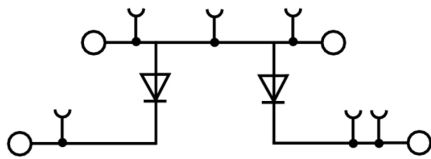
Catalogue status 09.09.2022 / We reserve the right to make technical changes.

**Data sheet****ZDK 2.5/D/4****Weidmüller Interface GmbH & Co. KG**  
Klingenbergstraße 26  
D-32758 Detmold  
Germany

www.weidmueller.com

**Technical data****Downloads**

Approval/Certificate/Document of Conformity	<a href="#">EAC certificate</a> <a href="#">DNVGL certificate</a> <a href="#">Declaration of Conformity</a> <a href="#">CE Declaration of Conformity all terminals</a> <a href="#">UKCA Declaration of Conformity</a>
Engineering Data	<a href="#">CAD data – STEP</a>
Engineering Data	<a href="#">EPLAN, WSCAD</a>
User Documentation	<a href="#">StorageConditionsTerminalBlocks</a>
Catalogues	<a href="#">Catalogues in PDF-format</a>
Brochures	

**Data sheet****ZDK 2.5/D/4****Weidmüller Interface GmbH & Co. KG**  
Klingenbergstraße 26  
D-32758 Detmold  
Germany[www.weidmueller.com](http://www.weidmueller.com)**Drawings**

## X-ON Electronics

Largest Supplier of Electrical and Electronic Components

*Click to view similar products for [DIN Rail Terminal Blocks](#) category:*

*Click to view products by [Weidmuller](#) manufacturer:*

Other Similar products are found below :

[00110420202](#) [00175550302](#) [8WA1011-1BH23](#) [8WA1011-1EF20](#) [91.040](#) [9123140000](#) [RBO 5-T-B-HEX](#) [1333564](#) [DP25-GY-ND](#) [1431306](#)  
[HSL-TB64-DIN](#) [90.070](#) [90.202](#) [912314](#) [260-301\\_NR](#) [2757571](#) [280-331](#) [280-560](#) [280-564](#) [281-611/281-542](#) [281-673/281-411](#) [281-994](#)  
[283-317](#) [283-607](#) [2948995](#) [264-724](#) [264-726](#) [280-530](#) [280-555](#) [280-619](#) [281-610](#) [281-622/281-417](#) [284-317](#) [284-601](#) [2907033](#) [5542152](#)  
[35956](#) [USK 10](#) [102510](#) [5520682](#) [5607102](#) [EMH 25-ZE30](#) [591620-2](#) [UM 45-SEFE M.NUT BK](#) [1-591651-1](#) [8671050000](#) [264-706](#) [280-575](#)  
[281-664](#) [592814-1](#)