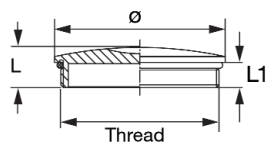


## Sealing plugs – brass



For sealing surplus threaded holes to maintain the IP class of protection.



## Technical data

Material / colour	Brass, nickel-plated
Sealing ring	-
Temperature range	-30 °C ... 100 °C
Class of protection / with GWDR	- / IP 68

## Ordering data

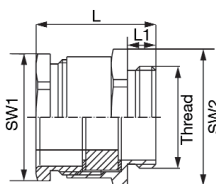
Type	Thread	L	L1	Top Dia. Ø	Qty.	Part Number
<b>Metric</b>						
VP M12-MS65	M 12 x 1.5	7.4	5	14	100	1777720000
VP M16-MS65	M 16 x 1.5	8	6	20	100	1777730000
VP M20-MS65	M 20 x 1.5	9.4	6.5	22	100	1777740000
VP M25-MS65	M 25 x 1.5	10.8	7	28	100	1777750000
VP M32-MS65	M 32 x 1.5	11.6	8	35	50	1777760000
VP M40-MS65	M 40 x 1.5	12.3	8	45	50	1777770000
VP M50-MS65	M 50 x 1.5	15	9	55	25	1777780000
VP M63-MS65	M 63 x 1.5	18	10	68	10	1777790000
<b>PG</b>						
VP 7-MS65	PG 7	8	5	15	100	0521600000
VP 9-MS65	PG 9	8	4.5	18	100	0294700000
VP 11-MS65	PG 11	8	5	22	100	0294800000
VP 13.5-MS65	PG 13.5	9.5	6	24	100	0294900000
VP 16-MS65	PG 16	9	6	26	100	0295000000
VP 21-MS65	PG 21	11	6	32	100	0295100000
VP 29-MS65	PG 29	12	8	40	50	0501100000
VP 36-MS65	PG 36	15	9	50	25	0501200000
VP 42-MS65	PG 42	16	10	57	10	0501300000
VP 48-MS65	PG 48	16	10	64	5	1719270000

all sizes in mm

## Glands – brass – IP54



Brass cable gland for industrial applications.



## Technical data

Material	Brass, nickel-plated
Sealing ring / Sealing insert	- / soft rubber
Temperature range	-20 °C ... 60 °C
Class of protection / with GWDR	IP 54 / IP 65
Standard	DIN 46320 / C4
<b>Note</b>	Optional sealing ring Length L varies depending on the cable diameter used.

## Ordering data

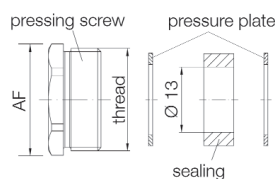
Type	Thread	Clamp. range	L/L1	SW1/SW2	Qty.	Part Number
<b>Metric</b>						
VG M12-MS54	M 12 x 1.5	5 - 7	21.5 / 6	14 / 13	100	1778410000
VG M12-MS54	M 12 x 1.5	6 - 8	22 / 6	17 / 15	100	1778400000
VG M16-MS54	M 16 x 1.5	8 - 10	26 / 6	20 / 18	100	1778390000
VG M20-MS54	M 20 x 1.5	8 - 10	26.5 / 6.5	22 / 18	50	1778380000
VG M20-MS54	M 20 x 1.5	10 - 12	26.5 / 6.5	22 / 20	50	1778370000
VG M25-MS54	M 25 x 1.5	12 - 14	27.5 / 7	27 / 22	50	1778360000
VG M25-MS54	M 25 x 1.5	15 - 17	29.5 / 7	30 / 28	50	1778350000
VG M32-MS54	M 32 x 1.5	24 - 26	33 / 8	40 / 38	25	1778340000
VG M40-MS54	M 40 x 1.5	28 - 30	33 / 8	43 / 37	25	1778330000
VG M50-MS54	M 50 x 1.5	31 - 33	39 / 9	55 / 47	10	1778320000
VG M50-MS54	M 50 x 1.5	39 - 41	43 / 9	57 / 54	5	1778310000
VG M63-MS54	M 63 x 1.5	45 - 47	45 / 10	68 / 60	5	1778300000
<b>PG</b>						
VG 7-MS54	PG 7	5 - 7	20.5 / 5	14 / 13	100	0521500000
VG 9-MS54	PG 9	6 - 8	22 / 6	17 / 15	100	0261500000
VG 11-MS54	PG 11	8 - 10	26 / 6	20 / 18	50	0260700000
VG 13.5-MS54	PG 13.5	10 - 12	26 / 6.5	22 / 20	50	0260800000
VG 16-MS54	PG 16	12 - 14	27 / 6.5	24 / 22	50	0261400000
VG 21-MS54	PG 21	15 - 17	29.5 / 7	30 / 28	50	0260900000
VG 29-MS54	PG 29	24 - 26	33 / 8	40 / 37	25	0261000000
VG 36-MS54	PG 36	33 - 35	39 / 9	50 / 47	20	0497600000
VG 42-MS54	PG 42	41 - 43	44 / 10	57 / 54	10	0497700000
VG 48-MS54	PG 48	45 - 47	45 / 10	64 / 60	5	1718780000

all sizes in mm

## Half glands – brass – IP65



Half cable glands are designed for use in the new HDC RockStar base housings. The combination of half cable gland and housing provides IP 65 class of protection.



## Technical data

Material	Brass, nickel-plated
Sealing ring / Sealing insert	- / soft rubber
Temperature range	-20 °C ... +60 °C

## Ordering data

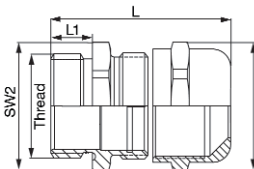
Type	Thread	Clamp. range	AF	Qty.	Part Number
<b>Metric</b>					
VG H M20 MS	M 20 x 1.5	7.0 x 10.0 x 13.0 mm	20	1	1921720000
VG H M25 MS	M 25 x 1.5	11.5 x 14.5 x 18.0 mm	25	1	1921740000
VG H M32 MS	M 32 x 1.5	19.0 x 22.0 x 25.0 mm	32	1	1921760000
VG H M40 MS	M 40 x 1.5	26.0 x 29.0 x 32.0 mm	40	1	1921770000
<b>PG</b>					
KV 11 - M	PG 11	10.0 x 12.5 mm	18	10	1656390000
KV 13 - M	PG 13.5	10.0 x 11.0 x 12.0 mm	24	10	1656400000
KV 16 - M	PG 16	10.0 x 12.5 x 15.0 mm	22	10	1656410000
KV 21 - M	PG 21	13.0 x 16.0 x 19.0 mm	28	10	1656420000
KV 29 - M	PG 29	21.0 x 24.0 x 27.0 mm	37	10	1656430000
KV 42 - M	PG 42	41.0 x 42.0 x 43.0 mm	65	5	1656450000

all sizes in mm

## Glands – brass – IP68



Brass cable gland for industrial applications where class of protection IP 68 is called for.



## Technical data

Material	Brass, nickel-plated
Sealing ring / Sealing insert	- / CR
Temperature range	-40 °C ... 100 °C
Class of protection / with GWDR	IP 68 / IP 68 - 5 bar
<b>Note</b>	Length L varies according to cable diameter used

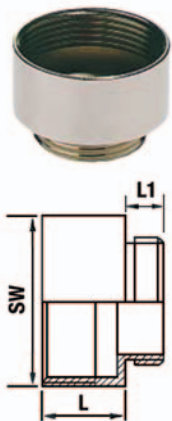
## Ordering data

Type	Thread	Clamp. range	L/L1	SW1/SW2	Qty.	Part Number
<b>Metric</b>						
VG M12-1/MS68	M 12 x 1.5	3 - 6.5	27.2 / 5	14	50	1772200000
VG M16-1/MS68	M 16 x 1.5	4.5 - 10	37.3 / 7.5	20	50	1909910000
VG M20-1/MS68	M 20 x 1.5	6 - 12	32 / 8	22	50	1772220000
VG M25-1/MS68	M 25 x 1.5	11 - 17	42 / 8	27	25	1909920000
VG M32-1/MS68	M 32 x 1.5	15 - 21	45 / 8	34	20	1909930000
VG M40-1/MS68	M 40 x 1.5	19 - 28	55.1 / 9	43	20	1909940000
VG M50-1/MS68	M 50 x 1.5	27 - 38	62.2 / 9	58	12	1909950000
VG M63-1/MS68	M 63 x 1.5	34 - 44	63.6 / 14	68 / 64	12	1772270000
<b>PG</b>						
VG 7-MS68	PG 7	3 - 6.5	23 / 5	14	50	1569060000
VG 9-MS68	PG 9	4 - 8	27 / 6	17	50	1569070000
VG 11-MS68	PG 11	5 - 10	28.5 / 6	20	50	1569080000
VG 13.5-MS68	PG 13.5	6 - 12	29.5 / 6.5	22	50	1569090000
VG 16-MS68	PG 16	10 - 14	29.5 / 6.5	24	25	1569100000
VG 21-MS68	PG 21	13 - 18	33.5 / 7	30	25	1569110000
VG 29-MS68	PG 29	18 - 25	37.5 / 8	40	20	1569120000
VG 36-MS68	PG 36	22 - 32	45 / 9	50	15	1569130000
VG 42-MS68	PG 42	30 - 38	47.5 / 10	58	12	1569140000
VG 48-MS68	PG 48	34 - 44	50.5 / 10	64	12	1718790000

all sizes in mm

**Note:** For plastic versions of the above components please consult Catalogue 3 'HDC RockStar' or Catalogue 5 'Enclosures and Cable Glands' Subject to technical changes - Printed in Canada - 99990355 10/07

## Increasers, metal



## Technical data

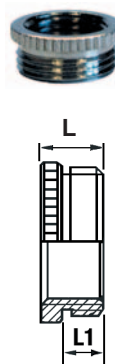
Material	Brass, nickel-plated
Temperature range	-40 °C ... +100 °C
Class of protection	IP 54

## Ordering data

Type	Thread ext.	Thread int.	L	L1	SW	Qty.	Part Number
<b>Metric</b>							
EW 11/13	Pg 11	Pg 13.5	11.5	6	22	50	1656200000
EW 11/16	Pg 11	Pg 16	12.5	6	24	50	1656210000
EW 13/16	Pg 13.5	Pg 16	12.5	6.5	24	50	1656220000
EW 13/21	Pg 13.5	Pg 21	14.5	6.5	30	50	1656230000
EW 16/21	Pg 16	Pg 21	14.5	6.5	30	20	1656240000
EW 21/29	Pg 21	Pg 29	16	7	39	20	1656250000
EW 29/36	Pg 29	Pg 36	19.5	8	50	20	1656260000
EW 36/42	Pg 36	Pg 42	23	9	57	20	1656270000

all sizes in mm

## Reducers, hexagon, metal



## Technical data

Material	Brass, nickel-plated
Temperature range	-40 °C ... +100 °C
Class of protection	IP 55

## Ordering data

Type	Thread ext.	Thread int.	L	L1	Qty.	Part Number
<b>Metric</b>						
RD 11/09	Pg 11	Pg 9	8.5	6	50	1656070000
RD 13/09	Pg 13.5	Pg 9	9	6.5	50	1656080000
RD 13/11	Pg 13.5	Pg 11	9	6.5	50	1656090000
RD 16/11	Pg 16	Pg 11	9.5	6.5	50	1656110000
RD 16/13	Pg 16	Pg 13.5	9.5	6.5	50	1656120000
RD 21/13	Pg 21	Pg 13.5	10	7	20	1656130000
RD 21/16	Pg 21	Pg 16	10	7	20	1656140000
RD 29/16	Pg 29	Pg 16	11.5	8	20	1656150000
RD 29/21	Pg 29	Pg 21	11.5	8	20	1656160000
RD 36/21	Pg 36	Pg 21	12.5	9	10	1656170000
RD 36/29	Pg 36	Pg 29	12.5	9	10	1656180000
RD 42/29	Pg 42	Pg 29	14	10	10	1656190000

all sizes in mm

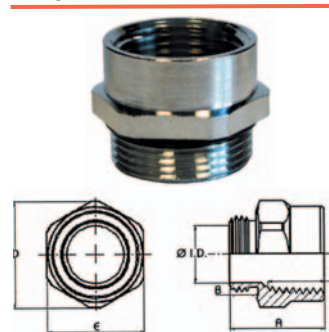
## Adapter PG / NPT

## Ordering data

Type	M	NPT	B	H	D	Part Number
			(mm)	(mm)	(mm)	
Pg 11/NPT 3/8"	Pg 11	3/8"	20	24	22	1712340000
Pg 13.5/NPT 1/2"	Pg 13.5	1/2"	22.5	29.2	27	1712350000
Pg 16/NPT 1/2"	Pg 16	1/2"	22.8	29.2	27	1712360000
Pg 21/NPT 3/4"	Pg 21	3/4"	25	35.2	32	1712370000
Pg 29/NPT 1"	Pg 29	1"	30	43.5	40	1712390000
Pg 36/NPT 1 1/4"	Pg 36	1 1/4"	32	55	50	1712380000

all sizes in mm

## Adapter Metric / NPT



## Ordering data

Type	A	B	C	D	E	Ø I.D.	Part Number
M 16 to 1/2"	25.0	7.0	15.0	28.10	25.40	11.0	M16N02MA-H
M 16 to 3/4"	31.0	7.0	14.0	33.50	31.75	11.0	M16N04MA-H
M 20 to 1/2"	25.0	7.0	15.0	28.10	25.40	15.0	M20N02MA-H
M 20 to 3/4"	27.0	7.0	14.0	33.50	31.75	15.0	M20N04MA-H
M 20 to 1"	33.0	7.0	17.0	40.50	38.10	15.0	M20N06MA-H
M 25 to 1"	31.0	7.0	17.0	40.50	38.10	20.0	M25N06MA-H
M 32 to 1"	28.0	8.0	17.0	40.50	38.10	27.0	M32N06MA-H
M 32 to 1 1/4"	32.0	8.0	18.0	47.00	44.45	27.0	M32N07MA-H
M 40 to 1 1/2"	32.0	8.0	18.0	53.60	50.80	35.0	M40N08MA-H

all sizes in mm

## CSA and UL Approvals

\*max. rating with max. wire size

Insert type	Number of Poles	CSA/UL Voltage	CSA/UL Current Tension*	CSA/UL Current Screw*	CSA/UL Current Push In*	CSA/UL Current Crimp*
HE - Tension/Screw/Push In/Crimp	6,10,16,24,32,48	600V ac/dc	14A / 15A	19A / 20A	19A / 20A	18A / 20A
HA - Tension/Screw/Crimp	3,4,10,16,32,48	600V ac/dc	14A / 15A	18A / 20A	n/a	18A / 20A
HVE - Screw	3+2,6+2,10+2	600V ac/dc	n/a	19A / 20A	n/a	n/a
HSB - Screw	6,12	600V ac/dc	n/a	35A / 35A	n/a	n/a
DSTV HE - Tension/Screw	6,10,16,24	600V ac/dc	16A / 16A	16A / 16A	n/a	n/a
DSTV HD - Screw	16,24,40,64	600V ac/dc	n/a	10A / 10A	n/a	n/a
HD - Crimp	7,8,15,16,20,25,40,50,64,80,128	600V ac/dc	n/a	n/a	n/a	10A / 10A
HDD - Crimp	24,42,72,108,144,216	600V ac/dc	n/a	n/a	n/a	10A / 10A
HEE - Crimp	10,18,32,46	600V ac/dc	n/a	n/a	n/a	16A / 16A
HQ - Crimp	5, 8	600V ac/dc	n/a	n/a	n/a	19A / 16A
<b>MixMate</b>						
S4	4 + PE	600V ac/dc	n/a	44A / 85A	n/a	n/a
S4/0	4 power	600V ac/dc	n/a	65A / 97A	n/a	n/a
S6/12	6 power + 12 signal	600V ac/dc	n/a	40A / 65A	n/a	8A / 19A
S6/6	6 power + PE + 6 signal	600V ac/dc	n/a	90A / 165A	n/a	12A / 18A

## Insulated Screwdrivers



## Ordering data

Type	Blade	Size	HDC Series	Part Number
SDI	Flat blade	0.6x3.5x100mm	HA,HE,HVE,HSB,S4,S6/12,S6/6	9008390000
SDI	Flat blade	0.8x4.0x100mm	HSB	9008400000
SDIK PZ1	Pozidriv	80mm	S6/6	9008900000
SDIK PZ2	Pozidriv	100mm	S4/0,S6/12	9008900000
SDIK PH0	Phillips	60mm	HA,HE,HVE,S6/6	9008560000
SDIK PH1	Phillips	80mm	S6/6	9008570000
SDIK PH2	Phillips	100mm	S4/0,S6/12	9008580000

## Non-insulated Screwdrivers



## Ordering data

Type	Blade	Size	HDC Series	Part Number
SD	Flat blade	0.6X3.5X100mm	HA,HE,HVE,HSB,S4,S6/12,S6/6	9008330000
SD	Flat blade	0.8X4.0X100mm	HSB	9008400000
SDK PZ0	Pozidriv	60mm	HA,HE,HVE,S6/6	9008520000
SDK PZ1	Pozidriv	80mm	S6/6	9008530000
SDK PZ2	Pozidriv	100mm	S4/0,S6/12	9008540000
SDK PH0	Phillips	60mm	HA,HE,HVE,S6/6	9008470000
SDK PH1	Phillips	80mm	S6/6	9008480000
SDK PH2	Phillips	100mm	S4/0,S6/12	9008490000

## X-ON Electronics

Largest Supplier of Electrical and Electronic Components

*Click to view similar products for [Gate Drivers](#) category:*

*Click to view products by [Weidmuller](#) manufacturer:*

Other Similar products are found below :

[00053P0231](#) [56956](#) [57.404.7355.5](#) [LT4936](#) [57.904.0755.0](#) [5811-0902](#) [5882900001](#) [00600P0005](#) [00-9050-LRPP](#) [00-9090-RDPP](#)  
[5951900000](#) [0131700000](#) [00-2240](#) [LTP70N06](#) [LVP640](#) [5J0-1000LG-SIL](#) [LY2-US-AC240](#) [LY3-UA-DC24](#) [00576P0020](#) [00600P0010](#)  
[LZN4-UA-DC12](#) [LZNQ2M-US-DC5](#) [LZNQ2-US-DC12](#) [LZP40N10](#) [00-8196-RDPP](#) [00-8274-RDPP](#) [00-8275-RDNP](#) [00-8609-RDPP](#) [00-](#)  
[8722-RDPP](#) [00-8728-WHPP](#) [00-8869-RDPP](#) [00-9051-RDPP](#) [00-9091-LRPP](#) [00-9291-RDPP](#) [0207100000](#) [0207400000](#) [60249-1-CUT-TAPE](#)  
[0134220000](#) [6035](#) [60713816](#) [M15730061](#) [61161-90](#) [61278-0020](#) [6131-204-23149P](#) [6131-205-17149P](#) [6131-209-15149P](#) [6131-218-17149P](#)  
[6131-220-21149P](#) [6131-260-2358P](#) [6131-265-11149P](#)