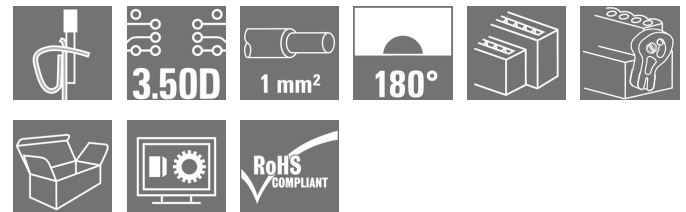


B2L 3.50/20/180LH SN BK BX

Weidmüller Interface GmbH & Co. KG
 Klingenbergstraße 26
 D-32758 Detmold
 Germany

www.weidmueller.com

Product image



Similar to illustration

Female connectors with tension clamp connection system enable quick and simple wiring. These female header can be mounted side by side and therefore have a high connection density. The release lever simplifies the separation of the connection in confined spaces. The socket blocks provide space for labelling and can be coded.

General ordering data

| | |
|--------------|---|
| Version | PCB plug-in connector, female plug, 3.50 mm, Number of poles: 20, 180°, Tension-clamp connection, Clamping range, max.: 1 mm ² , Box |
| Order No. | 1748560000 |
| Type | B2L 3.50/20/180LH SN BK BX |
| GTIN (EAN) | 4032248038275 |
| Qty. | 42 pc(s). |
| Product data | IEC: 250 V / 10.3 A / 0.2 - 1 mm ² UL: 300 V / 10 A / AWG 28 - AWG 16 |
| Packaging | Box |

Creation date January 27, 2022 4:24:44 PM CET

B2L 3.50/20/180LH SN BK BX**Weidmüller Interface GmbH & Co. KG**

Klingenbergstraße 26

D-32758 Detmold

Germany

www.weidmueller.com

Technical data**Dimensions and weights**

| | | | |
|------------|---------|-----------------|------------|
| Depth | 20.6 mm | Depth (inches) | 0.811 inch |
| Height | 15.7 mm | Height (inches) | 0.618 inch |
| Width | 41.3 mm | Width (inches) | 1.626 inch |
| Net weight | 6.05 g | | |

System Parameters

| | | | |
|---|--|---|-------------------|
| Product family | OMNIMATE Signal - series B2L/S2L 3.50 - 2-row | Type of connection | Field connection |
| Wire connection method | Tension-clamp connection | Pitch in mm (P) | 3.5 mm |
| Pitch in inches (P) | 0.138 inch | Conductor outlet direction | 180° |
| Number of poles | 20 | L1 in mm | 31.5 mm |
| L1 in inches | 1.24 inch | Number of rows | 1 |
| Pin series quantity | 2 | Rated cross-section | 1 mm ² |
| Touch-safe protection acc. to DIN VDE 57 106 | Safe from finger touch | Touch-safe protection acc. to DIN VDE 0470 | IP 20 |
| Can be coded | Yes | Stripping length | 7 mm |
| Screwdriver blade | 0.4 x 2.5 | Screwdriver blade standard | DIN 5264 |
| Plugging cycles | 25 | Plugging force/pole, max. | 5 N |
| Pulling force/pole, max. | 4 N | | |

Material data

| | | | |
|---------------------------------------|--------------|---------------------------------------|--------|
| Insulating material | PBT | Colour | black |
| Colour chart (similar) | RAL 9011 | UL 94 flammability rating | V-0 |
| Contact material | Copper alloy | Contact surface | tinned |
| Storage temperature, min. | -40 °C | Storage temperature, max. | 70 °C |
| Operating temperature, min. | -50 °C | Operating temperature, max. | 100 °C |
| Temperature range, installation, min. | -30 °C | Temperature range, installation, max. | 100 °C |

Conductors suitable for connection

| | |
|--|----------------------|
| Clamping range, min. | 0.08 mm ² |
| Clamping range, max. | 1 mm ² |
| Wire connection cross section AWG, min. | AWG 28 |
| Wire connection cross section AWG, max. | AWG 18 |
| Solid, min. H05(07) V-U | 0.2 mm ² |
| Solid, max. H05(07) V-U | 1 mm ² |
| Flexible, min. H05(07) V-K | 0.2 mm ² |
| Flexible, max. H05(07) V-K | 1 mm ² |
| w. plastic collar ferrule, DIN 46228 pt 4, min. | 0.14 mm ² |
| w. plastic collar ferrule, DIN 46228 pt 4, max. | 0.34 mm ² |
| w. wire end ferrule, DIN 46228 pt 1, min. | 0.14 mm ² |
| w. wire end ferrule, DIN 46228 pt 1, max. | 0.34 mm ² |

B2L 3.50/20/180LH SN BK BX
Weidmüller Interface GmbH & Co. KG

Klingenbergstraße 26

D-32758 Detmold

Germany

www.weidmueller.com


Technical data

| | | | |
|---------------------|--|------------------------------|--------------------------------|
| Clampable conductor | Cross-section for conductor connection | Type | fine-wired |
| | | nominal | 0.14 mm ² |
| | wire end ferrule | Stripping length | nominal 10 mm |
| | | Recommended wire-end ferrule | HO.14/12 GR SV |
| | Cross-section for conductor connection | Type | fine-wired |
| | | nominal | 0.25 mm ² |
| | wire end ferrule | Stripping length | nominal 10 mm |
| | | Recommended wire-end ferrule | HO.25/12 HBL |
| Reference text | The outside diameter of the plastic collar should not be larger than the pitch (P). Length of ferrules is to be chosen depending on the product and the rated voltage. | | |


Rated data acc. to IEC

| | | | |
|---|------------------------|---|------------------|
| tested acc. to standard | IEC 60664-1, IEC 61984 | Rated current, min. number of poles (Tu=20°C) | 10.3 A |
| Rated current, max. number of poles (Tu=20°C) | 8.7 A | Rated current, min. number of poles (Tu=40°C) | 8.9 A |
| Rated current, max. number of poles (Tu=40°C) | 7.4 A | Rated voltage for surge voltage class / pollution degree II/2 | 250 V |
| Rated voltage for surge voltage class / pollution degree III/2 | 160 V | Rated voltage for surge voltage class / pollution degree III/3 | 80 V |
| Rated impulse voltage for surge voltage class/ pollution degree II/2 | 2.5 kV | Rated impulse voltage for surge voltage class/ pollution degree III/2 | 2.5 kV |
| Rated impulse voltage for surge voltage class/ contamination degree III/3 | 2.5 kV | Short-time withstand current resistance | 3 x 1s with 77 A |

Rated data acc. to CSA

| | | | |
|-----------------------------------|---|-----------------------------------|----------------|
| Institute (CSA) |  | Certificate No. (CSA) | 200039-1488444 |
| Rated voltage (Use group B / CSA) | 300 V | Rated current (Use group B / CSA) | 5 A |
| Wire cross-section, AWG, min. | AWG 28 | Wire cross-section, AWG, max. | AWG 18 |
| Reference to approval values | Specifications are maximum values, details - see approval certificate. | | |

Rated data acc. to UL 1059

| | | | |
|---------------------------------------|---|---------------------------------------|--------|
| Institute (UR) |  | Certificate No. (UR) | E60693 |
| Rated voltage (Use group B / UL 1059) | 300 V | Rated voltage (Use group C / UL 1059) | 50 V |
| Rated current (Use group B / UL 1059) | 10 A | Rated current (Use group C / UL 1059) | 10 A |
| Wire cross-section, AWG, min. | AWG 28 | Wire cross-section, AWG, max. | AWG 16 |
| Reference to approval values | Specifications are maximum values, details - see approval certificate. | | |

Packing

| | | | |
|-----------|--------|------------|--------|
| Packaging | Box | VPE length | 349 mm |
| VPE width | 136 mm | VPE height | 30 mm |

Creation date January 27, 2022 4:24:44 PM CET

Catalogue status 14.01.2022 / We reserve the right to make technical changes.

3

B2L 3.50/20/180LH SN BK BX**Weidmüller Interface GmbH & Co. KG**

Klingenbergstraße 26

D-32758 Detmold

Germany

www.weidmueller.com

Technical data**Classifications**

| | | | |
|-------------|-------------|-------------|-------------|
| ETIM 6.0 | EC002638 | ETIM 7.0 | EC002638 |
| ETIM 8.0 | EC002638 | ECLASS 9.0 | 27-44-03-09 |
| ECLASS 9.1 | 27-44-03-09 | ECLASS 10.0 | 27-44-03-09 |
| ECLASS 11.0 | 27-46-02-02 | | |

Important note

| | |
|----------------|---|
| IPC conformity | Conformity: The products are developed, manufactured and delivered according international recognized standards and norms and comply with the assured properties in the data sheet resp. fulfill decorative properties in accordance with IPC-A-610 "Class 2". Further claims on the products can be evaluated on request. |
| Notes | <ul style="list-style-type: none"> • Additional colours on request • Gold-plated contact surfaces on request • Rated current related to rated cross-section & min. No. of poles. • Wire end ferrule with plastic collar to DIN 46228/4 • Wire end ferrule without plastic collar to DIN 46228/1 • P on drawing = pitch • Crimp shape A for wire-end ferrules with crimping tools PZ 1,5 (order no. 9005990000) or PZ 6/5 (order no. 9011460000) for larger wire cross-sections recommended. • Rated data refer only to the component itself. Clearance and creepage distances to other components are to be designed in accordance with the relevant application standards. |

Approvals

Approvals



| | |
|-----------------------|---------|
| ROHS | Conform |
| UL File Number Search | E60693 |

B2L 3.50/20/180LH SN BK BX

Weidmüller Interface GmbH & Co. KG
Klingenbergstraße 26
D-32758 Detmold
Germany

www.weidmueller.com

Technical data

Downloads

| | |
|---|--|
| Approval/Certificate/Document of Conformity | Declaration of the Manufacturer |
| Engineering Data | CAD data – STEP |
| Engineering Data | EPLAN, WSCAD |
| Catalogues | Catalogues in PDF-format |
| Brochures | FL DRIVES EN MB DEVICE MANUF. EN FL DRIVES DE FL BUILDING SAFETY EN FL APPL LED LIGHTING EN FL INDUSTR.CONTROLS EN FL MACHINE SAFETY EN FL HEATING ELECTR EN FL APPL INVERTER EN FL_BASE_STATION_EN FL ELEVATOR EN FL POWER SUPPLY EN FL 72H SAMPLE SER EN PO OMNIMATE EN |

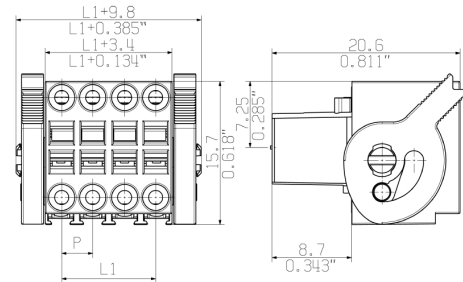
B2L 3.50/20/180LH SN BK BX

Weidmüller Interface GmbH & Co. KG
 Klingenbergstraße 26
 D-32758 Detmold
 Germany

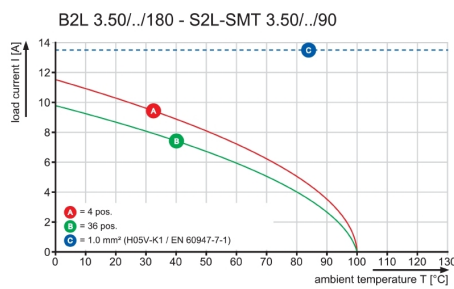
www.weidmueller.com

Drawings

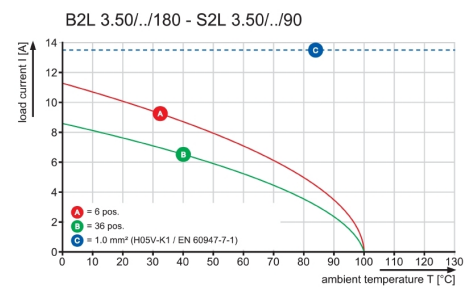
Dimensional drawing



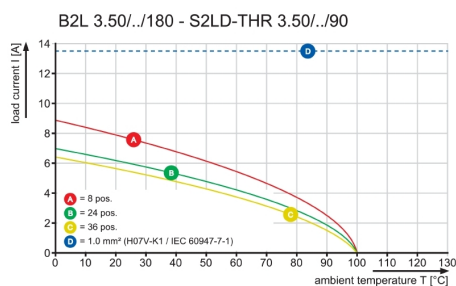
Graph



Graph



Graph



B2L 3.50/20/180LH SN BK BX

Weidmüller Interface GmbH & Co. KG
 Klingenbergstraße 26
 D-32758 Detmold
 Germany

www.weidmueller.com

Accessories

Coding elements



Only connects what is supposed to be connected: the right connection at the right place.

Coding elements and locking devices clearly assign connecting elements during the manufacturing process and operation

The coding elements and locking devices are inserted prior to assembly or during the cable assembly phase. The Weidmüller alternative: configure online using the variant configurator to precode prior to delivery.

Incorrect assembly on the circuit board and incorrect plugging of connecting elements is no longer possible. The advantage: no troubleshooting during manufacture and no operational errors by the user.

General ordering data

| Type | B2L/S2L 3.50 KO BK BX | Version | Product data | Packaging |
|------------|----------------------------|--|--------------|-----------|
| Order No. | 1849740000 | PCB plug-in connector, Accessories, Coding element, black, Number | | Box |
| GTIN (EAN) | 4032248378203 | of poles: 1 | | |
| Qty. | 100 pc(s). | | | |
| Type | B2L/S2L 3.50 KO OR BX | Version | Product data | Packaging |
| Order No. | 1849730000 | PCB plug-in connector, Accessories, Coding element, orange, Number | | Box |
| GTIN (EAN) | 4032248378197 | of poles: 1 | | |
| Qty. | 100 pc(s). | | | |

B2L 3.50/20/180LH SN BK BX

Weidmüller Interface GmbH & Co. KG
 Klingenbergstraße 26
 D-32758 Detmold
 Germany

www.weidmueller.com

Accessories

Cover hoods



Effective protection, optimised ergonomics and closed design:

From the strain relief on the connected conductors and the visual/contact protection and the disconnection aid: the optional retrofit hoods perform mechanical, visual and haptic functions.

The two half shells clip together securely, enclose the plug completely and offer the following functions:

- Cable ties or integrated cable clips provide strain relief.
- Marked with dekafix labels or adhesive strips
- Mounting side by side without losing poles or displacing the pitch
- Compatible: suitable for plugs with or without a flange or mounting bracket
- Flexible: 1-3 cable outlets leading in different directions available depending on the size

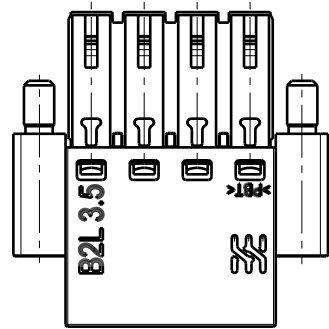
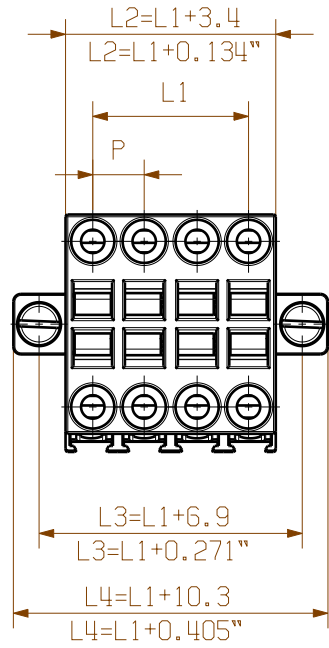
Weidmüller hoods offer added stability, better identification, complete compatibility and versatility. The result: maximum reliability and user-friendliness in any application.

General ordering data

| Type | B2L 3.50 AH20 BK BX | Version | Product data | Packaging |
|------------|----------------------------|--|--------------|-----------|
| Order No. | 1781630000 | PCB plug-in connector, Accessories, Hood, black, Number of poles: 20 | | Box |
| GTIN (EAN) | 4032248172689 | | | |
| Qty. | 10 pc(s). | | | |

MASSE OHNE TOLERANZ SIND KEINE PRUEFMASSE
 DIMS. WITHOUT TOLERANCE ARE NOT CONTROL DIMS.

WEITERGABE SOWIE VERVIELFAELTIGUNG DIESES DOKUMENTS, VERWERTUNG UND MITTEILUNG SEINES INHALTS SIND VERBOTEN, SOWEIT NICHT AUSDRUECKLICH GESTATTET.
 ZUWIDERHANDLUNGEN VERPFLICHTEN ZU SCHADENERSATZ. ALLE RECHTE FUER DEN FALL DER PATENT-, GEBRAUCHSMUSTER- ODER GESCHMACKSMUSTEREINTRAGUNG VORBEHALTEN.
 THE REPRODUCTION, DISTRIBUTION AND UTILIZATION OF THIS DOCUMENT AS WELL AS THE COMMUNICATION OF ITS CONTENTS TO OTHERS WITHOUT EXPLICIT AUTHORIZATION IS PROHIBITED.
 OFFENDERS WILL BE HELD LIABLE FOR THE PAYMENT OF DAMAGES. WEIDMUELLER EXCLUSIVELY RESERVES THE RIGHT TO FILE FOR PATENTS, UTILITY MODELS OR DESIGNS.
 © WEIDMUELLER INTERFACE GmbH & Co.KG



For the mounting of PCBs, it should be noted that the rated data given in the catalogue relates only to the connection elements. The necessary creepage and clearance paths must be observed in connection with the respective applicant in accordance to VDE 0110. The current-carrying capacity and pitch tolerance is to be determined according to DIN IEC 326 part 3 ver.

Weidmüller connectors are tested to the DIN VDE 0110 standard, and are valid for its field of application. Provided that the components are used to the intended purpose, all requirements with respect to the occurrence of electrical, mechanical, thermic and corrosive stress will be satisfied.

X-ON Electronics

Largest Supplier of Electrical and Electronic Components

Click to view similar products for [Pluggable Terminal Blocks](#) category:

Click to view products by [Weidmuller](#) manufacturer:

Other Similar products are found below :

[57.510.0053](#) [MC 1.5/ 6-ST-3.5 GY AU](#) [734-104](#) [734-302](#) [8-141-P](#) [8426620000](#) [860505](#) [860516](#) [860810](#) [GBPACX-12](#) [93.731.4953.0](#) [PV05-5,08-K](#) [PVP02-5,00](#) [PVP03-3,50](#) [PVP04-3,50](#) [PVS02-5,00](#) [1-1986160-3](#) [1377680000](#) [1531000000](#) [1546228-5](#) [ELFH16150](#) [ELFP03110](#) [ELFP10210](#) [ELFT06250](#) [ELVP03100](#) [1700101](#) [1700410](#) [1700425](#) [1702246](#) [1705229](#) [1710175](#) [1714537](#) [1717806](#) [1719600](#) [1728941](#) [1734692](#) [1734795](#) [1736036](#) [1740194](#) [1740291](#) [1740628](#) [1740990](#) [1746952](#) [1750207](#) [1752441](#) [1752865](#) [1754115](#) [1754144](#) [1756913](#) [1760051](#)