


WDU 1.5/R3.5**Weidmüller Interface GmbH & Co. KG**

Klingenbergstraße 26

D-32758 Detmold

Germany

www.weidmueller.com

Product image**Klippon® Connect with clamping yoke Technology**

The high reliability and variety of designs of the terminal blocks with clamping yoke connections make planning easier and optimises operational safety. Klippon® Connect provides a proven response to a range of different requirements.

General ordering data

Version	W-Series, Feed-through terminal, Rated cross-section: 1.5 mm ² , Screw connection
Order No.	1753280000
Type	WDU 1.5/R3.5
GTIN (EAN)	4032248020737
Qty.	100 pc(s).

Creation date January 14, 2022 4:33:55 AM CET

Catalogue status 17.12.2021 / We reserve the right to make technical changes.

WDU 1.5/R3.5

Weidmüller Interface GmbH & Co. KG

Klingenbergstraße 26

D-32758 Detmold

Germany

www.weidmueller.com

Technical data

Dimensions and weights

Depth	24 mm	Depth (inches)	0.945 inch
Depth including DIN rail	25 mm	Height	24.5 mm
Height (inches)	0.965 inch	Width	3.5 mm
Width (inches)	0.138 inch	Weight	2.39 g
Net weight	1.57 g		

Temperatures

Storage temperature		Operating temperature range	For operating temperature range see EC Design Test Certificate / IEC Ex-Certificate of Conformity
	-25 °C...55 °C		
Continuous operating temp., min.	-60 °C	Continuous operating temp., max.	130 °C

Material data

Material	Wemid	Colour	dark beige
UL 94 flammability rating	V-0		

Rating data IECEx/ATEX

Certificate No. (ATEX)	DEMKO 14ATEX1338U	Certificate No. (IECEX)	IECEXULD14.0005U
Max. voltage (ATEX)	275 V	Current (ATEX)	15 A
Wire cross section max. (ATEX)	1.5 mm ²	Max. voltage (IECEX)	275 V
Current (IECEX)	15 A	Wire cross section max. (IECEX)	1.5 mm ²
Operating temperature range	For operating temperature range see EC Design Test Certificate / IEC Ex-Certificate of Conformity	Marking EN 60079-7	
Ex 2014/34/EU label	II 2 G D		Ex eb II C Gb

System specifications

Version	Screw connection, for plug-in cross-connector, One end without connector	End cover plate required	Yes
Number of potentials	1	Number of levels	1
Number of clamping points per level	2	Number of potentials per tier	1
Levels cross-connected internally	No	PE connection	No
Rail	TS 15	N-function	No
PE function	No	PEN function	No

2 clampable conductors (H05V/H07V) with equal cross-section (rated connection)

Wire connection cross section, finely stranded with wire-end ferrules DIN 46228/1, 2 clampable wires, max.	0.5 mm ²	Wire connection cross section, finely stranded with wire-end ferrules DIN 46228/1, 2 clampable wires, min.	0.5 mm ²
Wire connection cross section, finely stranded, two clampable wires, min.	0.5 mm ²	Wire cross-section, finely stranded, two clampable wires, max.	0.75 mm ²

Additional technical data

Explosion-tested version	Yes	Number of similar terminals	1
Open sides	right	Type of mounting	Snap-on

Creation date January 14, 2022 4:33:55 AM CET

Catalogue status 17.12.2021 / We reserve the right to make technical changes.

WDU 1.5/R3.5

Weidmüller Interface GmbH & Co. KG

Klingenbergstraße 26

D-32758 Detmold

Germany

www.weidmueller.com

Technical data

CSA rating data

Certificate No. (CSA)	12400-398	Current size D (CSA)	10 A
Voltage size D (CSA)	300 V	Wire cross section max. (CSA)	14 AWG
Wire cross section min. (CSA)	26 AWG		

Conductors for clamping (additional connection)

Conductor cross-section, flexible plus plastic collar DIN 46228/1, further connection, max. 2.5 mm²

Conductors for clamping (rated connection)

Blade size	0.4 x 2.5 mm	Clamping range, max.	1.5 mm ²
Clamping range, min.	0.13 mm ²	Clamping screw	M 2
Connection cross-section, stranded, max.	1.5 mm ²	Connection cross-section, stranded, min.	1.5 mm ²
Connection direction	on side	Gauge to IEC 60947-1	A1
Number of connections	2	Stripping length	7 mm
Tightening torque, min.	0.3 Nm	Type of connection	Screw connection
Wire connection cross section AWG, max.	AWG 14	Wire connection cross section AWG, min.	AWG 26
Wire connection cross section, finely stranded, max.	1.5 mm ²	Wire connection cross section, finely stranded, min.	0.5 mm ²
Wire connection cross-section, finely stranded with wire-end ferrules DIN 46228/1, max.	1.5 mm ²	Wire connection cross-section, finely stranded with wire-end ferrules DIN 46228/1, min.	0.5 mm ²
Wire connection cross-section, finely stranded with wire-end ferrules DIN 46228/4, max.	0.5 mm ²	Wire connection cross-section, finely stranded with wire-end ferrules DIN 46228/4, min.	0.5 mm ²
Wire connection cross-section, solid core, max.	1.5 mm ²	Wire connection cross-section, solid core, min.	0.5 mm ²

Dimensions

TS 15 offset 13.5 mm

General

Rail	TS 15	Standards	IEC 60947-7-1
Wire connection cross section AWG, max.	AWG 14	Wire connection cross section AWG, min.	AWG 26

Rating data

Rated cross-section	1.5 mm ²	Rated voltage	400 V
Rated current	17.5 A	Current at maximum wires	17.5 A
Standards	IEC 60947-7-1	Volume resistance according to IEC 60947-7-x	1.83 mΩ
Rated impulse withstand voltage	4 kV	Power loss in accordance with IEC 60947-7-x	0.56 W
Pollution severity	3		

WDU 1.5/R3.5

Weidmüller Interface GmbH & Co. KG

Klingenbergstraße 26

D-32758 Detmold

Germany

www.weidmueller.com

Technical data

UL rating data

Certificate No. (UR)	E60693	Conductor size Factory wiring max. (UR)	14 AWG
Conductor size Factory wiring min. (UR)	26 AWG	Conductor size Field wiring max. (UR)	14 AWG
Conductor size Field wiring min. (UR)	26 AWG	Current size B (UR)	15 A
Current size D (UR)	10 A	Voltage size B (UR)	300 V
Voltage size D (UR)	300 V		

Classifications

ETIM 6.0	EC000897	ETIM 7.0	EC000897
ETIM 8.0	EC000897	ECLASS 9.0	27-14-11-20
ECLASS 9.1	27-14-11-20	ECLASS 10.0	27-14-11-20
ECLASS 11.0	27-14-11-20		

Approvals

Approvals



ROHS	Conform
UL File Number Search	E60693

Downloads

Approval/Certificate/Document of Conformity	Attestation of Conformity CB Testreport CB Certificate EAC certificate EAC EX Certificate CCC Ex Certificate CE Declaration of Conformity CE Declaration of Conformity all terminals
Engineering Data	CAD data – STEP
Engineering Data	EPLAN, WSCAD, Zuken E3.S
User Documentation	NTI WDU/WPE 1.5/R3.5 StorageConditionsTerminalBlocks
Catalogues	Catalogues in PDF-format
Brochures	

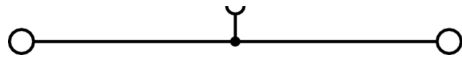
Data sheet

WDU 1.5/R3.5

Weidmüller Interface GmbH & Co. KG
Klingenbergstraße 26
D-32758 Detmold
Germany

www.weidmueller.com

Drawings




WDU 1.5/R3.5

Weidmüller Interface GmbH & Co. KG
 Klingenbergstraße 26
 D-32758 Detmold
 Germany

www.weidmueller.com

Accessories

1.5 mm²




End plates are fitted to the open side of the last modular terminal before the end bracket. The use of an end plate ensures the function of the modular terminal and the specified rated voltage. It guarantees protection against contact with live parts and makes the final terminal finger-proof.

General ordering data

Type	WAP WDU1.5/R3.5	Version
Order No.	1754190000	W-Series, End plate
GTIN (EAN)	4032248022427	
Qty.	20 pc(s).	

TS 15



Weidmüller's range of products includes end brackets that guarantee a permanent, reliable mounting on the terminal rail and prevent sliding. Versions with and without screws are available. The end brackets include marking options, also for group markers, and also a test plug holder.

General ordering data

Type	EW 15	Version
Order No.	0382860000	Accessories, End bracket
GTIN (EAN)	4008190187804	
Qty.	50 pc(s).	

WDU 1.5/R3.5

Weidmüller Interface GmbH & Co. KG
 Klingenbergstraße 26
 D-32758 Detmold
 Germany

www.weidmueller.com

Accessories

DEK 5/3.5



WS/ DEK

MultiMark terminal markers use an innovative composite material made from two components. The hard base contour of the marker snaps securely into the connector. The elastic surface finish makes the marker easy to mount. This specially punched material enables the strips to be stretched to accommodate the slight variations in spacing that tend to add up, especially with long terminal blocks. Another advantage: the excellent printability of the surface material guarantees durable and wear-resistant labelling. A print resolution of 300 dpi also produces a very legible script.

Your benefits with MultiMark

- Firm hold and durable printing
- Continuous strips save installation time
- Easy mounting thanks to an innovative composite material
- Large label field for optimal legibility
- High flexibility thanks to manufacturer independence

General ordering data

Type	DEK 5/3.5 MM WS	Version	
Order No.	2007100000	Dekafix, Terminal marker, 5 x 3.5 mm, Weidmueller, white	
GTIN (EAN)	4050118391992		
Qty.	1,000 pc(s).		

1.5 mm²



Screwable cross-connections are easy to mount and de mount. Thanks to the big contact surface, even high currents can be transmitted with maximum contact reliability.

General ordering data

Type	ZQV 1.5N/R3.5/7 GE	Version	
Order No.	1754260000	Accessories, Cross-connector, 17.5 A	
GTIN (EAN)	4032248109692		
Qty.	20 pc(s).		
Type	ZQV 1.5N/R3.5/3 GE	Version	
Order No.	1754220000	Accessories, Cross-connector, 17.5 A	
GTIN (EAN)	4032248065608		
Qty.	50 pc(s).		

WDU 1.5/R3.5

Weidmüller Interface GmbH & Co. KG
 Klingenbergstraße 26
 D-32758 Detmold
 Germany

www.weidmueller.com

Accessories

Type	ZQV 1.5N/R3.5/9 GE	Version
Order No.	1754280000	Accessories, Cross-connector, 17.5 A
GTIN (EAN)	4032248109876	
Qty.	20 pc(s).	
Type	ZQV 1.5N/R3.5/5 GE	Version
Order No.	1754240000	Accessories, Cross-connector, 17.5 A
GTIN (EAN)	4032248109647	
Qty.	20 pc(s).	
Type	ZQV 1.5N/R3.5/2 GE	Version
Order No.	1754210000	Accessories, Cross-connector, 17.5 A
GTIN (EAN)	4032248027422	
Qty.	50 pc(s).	
Type	ZQV 1.5N/R3.5/10 GE	Version
Order No.	1754290000	Accessories, Cross-connector, 17.5 A
GTIN (EAN)	4032248027415	
Qty.	20 pc(s).	
Type	ZQV 1.5N/R3.5/4 GE	Version
Order No.	1754230000	Accessories, Cross-connector, 17.5 A
GTIN (EAN)	4032248103874	
Qty.	20 pc(s).	
Type	ZQV 1.5N/R3.5/6 GE	Version
Order No.	1754250000	Accessories, Cross-connector, 17.5 A
GTIN (EAN)	4032248103881	
Qty.	20 pc(s).	
Type	ZQV 1.5N/R3.5/8 GE	Version
Order No.	1754270000	Accessories, Cross-connector, 17.5 A
GTIN (EAN)	4032248109708	
Qty.	20 pc(s).	
Type	ZQV 1.5N/R3.5/30 GE	Version
Order No.	1754300000	Accessories, Cross-connector, 17.5 A
GTIN (EAN)	4032248027392	
Qty.	10 pc(s).	

WDU 1.5/R3.5

Weidmüller Interface GmbH & Co. KG
 Klingenbergstraße 26
 D-32758 Detmold
 Germany

www.weidmueller.com

Accessories

Blank



The Dekafix (DEK) marker is the universal marker for all conductor and plug-in connectors as well as for electronic sub-assemblies. The system is ideal for short number sequences and covers a wide range of ready-printed markers.

Strips for fast installation in only one work step. The printing is easy to read, rich in contrast and available in various widths.

- Large range of ready-to-use markers
- Strips for fast installation
- Terminal markers, suitable for all Weidmüller cable connectors
- Available as blank MultiCard or with standard printing

For custom printing: Please send us a file of our labeling software M-Print PRO or M-Print PRO Online (without installation) for your labeling specifications.

General ordering data

Type	DEK 5/3.5 MC NE WS	Version	
Order No.	1755270000		Dekafix, Terminal marker, 5 x 3.5 mm, Pitch in mm (P): 3.50
GTIN (EAN)	4032248017348		Weidmueller, white
Qty.	500 pc(s).		

Slotted screwdriver



VDE insulated slot-head screwdriver, SDI DIN 7437, ISO 2380/2, drive output acc. to DIN 5264, ISO 2380/1. SoftFinish grip

General ordering data

Type	SDIS 0.4X2.5X75	Version	
Order No.	9008370000		Screwdriver, Screwdriver
GTIN (EAN)	4032248056330		
Qty.	1 pc(s).		

X-ON Electronics

Largest Supplier of Electrical and Electronic Components

Click to view similar products for [DIN Rail Terminal Blocks](#) category:

Click to view products by [Weidmuller](#) manufacturer:

Other Similar products are found below :

[00110420202](#) [8WA1011-1BH23](#) [8WA1011-1EF20](#) [91.010](#) [9102100000](#) [91.040](#) [9123140000](#) [9123140001](#) [RBO 5-T-B-HEX](#) [1333564](#) [DP25-GY-ND](#) [1431306](#) [1433306](#) [HSL-TB64-DIN](#) [90.070](#) [91.020](#) [912314](#) [260-301_NR](#) [2757571](#) [280-331](#) [280-560](#) [280-564](#) [281-611/281-542](#) [281-673/281-411](#) [281-994](#) [283-317](#) [283-607](#) [2909798](#) [264-724](#) [264-726](#) [280-530](#) [280-555](#) [280-619](#) [281-610](#) [281-622/281-417](#) [284-317](#) [284-601](#) [2907033](#) [3048496](#) [5542152](#) [35956](#) [USK 10](#) [102510](#) [1025100000](#) [5520682](#) [5607102](#) [EMH 25-ZE30](#) [591620-2](#) [UM 45-SEFE](#) [M.NUT BK](#) [1-591651-1](#)