


**DLD 2.5/PE DB****Weidmüller Interface GmbH & Co. KG**

Klingenbergstraße 26

D-32758 Detmold

Germany

www.weidmueller.com

**Product image****Klippon® Connect with clamping yoke Technology**

The high reliability and variety of designs of the terminal blocks with clamping yoke connections make planning easier and optimises operational safety. Klippon® Connect provides a proven response to a range of different requirements.

**General ordering data**

Version	W-Series, Initiator/actuator terminal, Rated cross-section: 2.5 mm <sup>2</sup> , Screw connection
Order No.	<a href="#">1783790000</a>
Type	DLD 2.5/PE DB
GTIN (EAN)	4032248212514
Qty.	50 pc(s).

Creation date January 28, 2022 12:11:44 AM CET

Catalogue status 14.01.2022 / We reserve the right to make technical changes.

**DLD 2.5/PE DB****Weidmüller Interface GmbH & Co. KG**

Klingenbergstraße 26

D-32758 Detmold

Germany

www.weidmueller.com

**Technical data****Dimensions and weights**

Depth	48.5 mm	Depth (inches)	1.909 inch
Depth including DIN rail	49 mm	Height	74.5 mm
Height (inches)	2.933 inch	Width	6.1 mm
Width (inches)	0.24 inch	Net weight	15.9 g

**Temperatures**

Storage temperature	-25 °C...55 °C	Continuous operating temp., min.	-50 °C
Continuous operating temp., max.	120 °C		

**Material data**

Material	Wemid	Colour	dark beige
UL 94 flammability rating	V-0		

**System specifications**

Version	Screw connection, With PE connection, One end without connector	End cover plate required	Yes
Number of potentials	3	Number of levels	3
Number of clamping points per level	2	Number of potentials per tier	1
Levels cross-connected internally	No	PE connection	Yes
Rail	TS 35	N-function	No
PE function	Yes	PEN function	No

**Additional technical data**

Explosion-tested version	No	Open sides	right
Type of mounting	Snap-on		

**CSA rating data**

Certificate No. (CSA)	12400-280	Current size D (CSA)	10 A
Wire cross section max. (CSA)	12 AWG	Wire cross section min. (CSA)	26 AWG

**Conductors for clamping (additional connection)**

Conductor cross-section, flexible plus plastic collar DIN 46228/1, further connection, max.

2.5 mm<sup>2</sup>**Conductors for clamping (rated connection)**

Blade size	0.6 x 3.5 mm
------------	--------------

## DLD 2.5/PE DB

**Weidmüller Interface GmbH & Co. KG**

Klingenbergstraße 26

D-32758 Detmold

Germany

www.weidmueller.com

## Technical data

Clampable conductor	Connection specification		Screw connection	
	Cross-section for conductor connection	Type	solid, H05(07) V-U	
		min.	0.5 mm <sup>2</sup>	
		max.	4 mm <sup>2</sup>	
		nominal	2.5 mm <sup>2</sup>	
	wire end ferrule	Stripping length	min.	7 mm
			max.	7 mm
			nominal	7 mm
		Tightening torque	min.	0.4 Nm
	max.		0.6 Nm	
	Recommended wire-end ferrule			
	Connection specification		Screw connection	
Cross-section for conductor connection	Type	stranded, H07V-R		
	min.	0.5 mm <sup>2</sup>		
	max.	4 mm <sup>2</sup>		
	nominal	2.5 mm <sup>2</sup>		
wire end ferrule	Stripping length	min.	7 mm	
		max.	7 mm	
		nominal	7 mm	
	Tightening torque	min.	0.4 Nm	
max.		0.6 Nm		
Recommended wire-end ferrule				
Connection specification		Screw connection		
Cross-section for conductor connection	Type	flexible, H05(07) V-K		
	min.	0.5 mm <sup>2</sup>		
	max.	4 mm <sup>2</sup>		
	nominal	2.5 mm <sup>2</sup>		
wire end ferrule	Stripping length	min.	7 mm	
		max.	7 mm	
		nominal	7 mm	
	Tightening torque	min.	0.4 Nm	
max.		0.6 Nm		
Recommended wire-end ferrule				
Clamping range, max.	4 mm <sup>2</sup>			
Clamping range, min.	0.13 mm <sup>2</sup>			
Clamping screw	M 2.5			
Connection cross-section, stranded, max.	4 mm <sup>2</sup>			
Connection cross-section, stranded, min.	0.5 mm <sup>2</sup>			
Connection direction	on side			
Gauge to IEC 60947-1	A3			
Number of connections	5			
Stripping length	7 mm			
Tightening torque, max.	0.6 Nm			
Tightening torque, min.	0.4 Nm			
Type of connection	Screw connection			
Wire connection cross section AWG, max.	AWG 12			
Wire connection cross section AWG, min.	AWG 26			
Wire connection cross section, finely stranded, max.	4 mm <sup>2</sup>			
Wire connection cross section, finely stranded, min.	0.5 mm <sup>2</sup>			

**DLD 2.5/PE DB****Weidmüller Interface GmbH & Co. KG**

Klingenbergstraße 26

D-32758 Detmold

Germany

www.weidmueller.com

**Technical data**

Wire connection cross-section, finely stranded with wire-end ferrules DIN 46228/1, max.	2.5 mm <sup>2</sup>
---	---------------------

Wire connection cross-section, finely stranded with wire-end ferrules DIN 46228/1, min.	0.5 mm <sup>2</sup>
---	---------------------

Wire connection cross-section, solid core, max.	4 mm <sup>2</sup>
---	-------------------

Wire connection cross-section, solid core, min.	0.5 mm <sup>2</sup>
---	---------------------

**General**

Rail	TS 35	Standards	IEC 60947-7-1
Wire connection cross section AWG, max.	AWG 12	Wire connection cross section AWG, min.	AWG 26

**Rating data**

Rated cross-section	2.5 mm <sup>2</sup>	Rated voltage	250 V
Rated current	17.5 A	Current at maximum wires	17.5 A
Standards	IEC 60947-7-1	Volume resistance according to IEC 60947-7-x	2.66 mΩ
Rated impulse withstand voltage	4 kV	Power loss in accordance with IEC 60947-7-x	0.77 W
Pollution severity	3		

**UL rating data**

Certificate No. (UR)	E60693	Conductor size Factory wiring max. (UR)	12 AWG
Conductor size Factory wiring min. (UR)	26 AWG	Conductor size Field wiring max. (UR)	12 AWG
Conductor size Field wiring min. (UR)	22 AWG	Current size D (UR)	10 A
Voltage size D (UR)	300 V		

**Classifications**

ETIM 6.0	EC000900	ETIM 7.0	EC000900
ETIM 8.0	EC000900	ECLASS 9.0	27-14-11-28
ECLASS 9.1	27-14-11-28	ECLASS 10.0	27-14-11-28
ECLASS 11.0	27-14-11-28		

**Approvals**

Approvals



ROHS	Conform
UL File Number Search	E60693

**Downloads**

Approval/Certificate/Document of Conformity	<a href="#">EAC certificate</a> <a href="#">CE Declaration of Conformity</a> <a href="#">CE Declaration of Conformity all terminals</a>
Engineering Data	<a href="#">CAD data – STEP</a>
Engineering Data	<a href="#">EPLAN, WSCAD, Zuken E3.S</a>
User Documentation	<a href="#">StorageConditionsTerminalBlocks</a>
Catalogues	<a href="#">Catalogues in PDF-format</a>
Brochures	

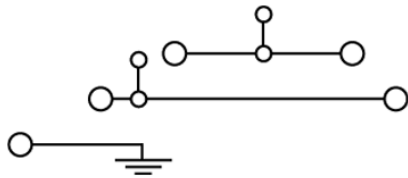
**Data sheet**

**DLD 2.5/PE DB**

**Weidmüller Interface GmbH & Co. KG**  
Klingenbergstraße 26  
D-32758 Detmold  
Germany

[www.weidmueller.com](http://www.weidmueller.com)

**Drawings**




## DLD 2.5/PE DB

**Weidmüller Interface GmbH & Co. KG**  
 Klingenbergstraße 26  
 D-32758 Detmold  
 Germany

www.weidmueller.com

# Accessories

## SchT group marker carrier



The SchT 5 S group tag carriers are clipped directly onto the TS 32 mounting rail (G-rail) or the TS 35 mounting rail (top-hat rail). It is therefore possible to label the terminal strip irrespective of the terminal and the type of terminal. SchT 5 and SchT 5 S are fitted with ESO 5, STR 5 protective strips.

The SchT 7 is a hinged group tag carrier for inlay tags which enables easy access to the clamping screw. The SchT 7 is fitted with ESO 7, STR 7 protective strips or DEK 5.

Inlay tags and protective strips can be found under "Accessories".

### General ordering data

Type	SCHT 7	Version	
Order No.	<a href="#">0517960000</a>		SCHT, Terminal marker, 39.3 x 8 mm, Pitch in mm (P): 7.00
GTIN (EAN)	4008190001742		Weidmueller, white
Qty.	20 pc(s).		

## WS 8/5



### WS/ DEK

MultiMark terminal markers use an innovative composite material made from two components. The hard base contour of the marker snaps securely into the connector. The elastic surface finish makes the marker easy to mount. This specially punched material enables the strips to be stretched to accommodate the slight variations in spacing that tend to add up, especially with long terminal blocks. Another advantage: the excellent printability of the surface material guarantees durable and wear-resistant labelling. A print resolution of 300 dpi also produces a very legible script.

#### Your benefits with MultiMark

- Firm hold and durable printing
- Continuous strips save installation time
- Easy mounting thanks to an innovative composite material
- Large label field for optimal legibility
- High flexibility thanks to manufacturer independence

### General ordering data

Type	WS 8/5 MM WS	Version	
Order No.	<a href="#">2007150000</a>		WS, Terminal marker, 8 x 5 mm, Weidmueller, white
GTIN (EAN)	4050118392029		
Qty.	800 pc(s).		

**DLD 2.5/PE DB**

**Weidmüller Interface GmbH & Co. KG**  
 Klingenbergstraße 26  
 D-32758 Detmold  
 Germany

www.weidmueller.com

**Accessories**

**Blank**



The Dekafix (DEK) marker is the universal marker for all conductor and plug-in connectors as well as for electronic sub-assemblies. The system is ideal for short number sequences and covers a wide range of ready-printed markers.

Strips for fast installation in only one work step. The printing is easy to read, rich in contrast and available in various widths.


- Large range of ready-to-use markers
- Strips for fast installation
- Terminal markers, suitable for all Weidmüller cable connectors
- Available as blank MultiCard or with standard printing

**For custom printing:** Please send us a file of our labeling software M-Print PRO or M-Print PRO Online (without installation) for your labeling specifications.

**General ordering data**

Type	DEK 5/6 MC NE WS	Version	
Order No.	<a href="#">1609820000</a>		Dekafix, Terminal marker, 5 x 6 mm, Pitch in mm (P): 6.00
GTIN (EAN)	4008190203436		Weidmueller, white
Qty.	1,000 pc(s).		

**SAK-Series**



Weidmüller's range of products includes end brackets that guarantee a permanent, reliable mounting on the terminal rail and prevent sliding. Versions with and without screws are available. The end brackets include marking options, also for group markers, and also a test plug holder.

**General ordering data**

Type	EW 35	Version	
Order No.	<a href="#">0383560000</a>		Accessories, End bracket
GTIN (EAN)	4008190181314		
Qty.	50 pc(s).		




## DLD 2.5/PE DB

**Weidmüller Interface GmbH & Co. KG**  
 Klingenbergstraße 26  
 D-32758 Detmold  
 Germany

www.weidmueller.com

# Accessories

### Slotted screwdriver



Slotted screwdriver with rounded blade SD DIN 5265, ISO 2380/2, output to DIN 5264, ISO 2380/1. ChromTop tip, SoftFinish grip

#### General ordering data

Type	SDS 0.6X3.5X100	Version
Order No.	<a href="#">9008330000</a>	Screwdriver, Screwdriver
GTIN (EAN)	4032248056286	
Qty.	1 pc(s).	

### 2.5 mm<sup>2</sup>



#### Signal wiring

Tailored and particularly compact: with our AIO initiator/actuator terminal blocks, you are relying on an application-optimised solution for signal wiring. We also offer you other terminal blocks featuring spring and screw connection technology for signal wiring.

#### General ordering data

Type	Q 2 DLI	Version
Order No.	<a href="#">1312500000</a>	SAK Series, Cross-connector, for cross-connection link, Number of poles: 2
GTIN (EAN)	4008190039837	
Qty.	50 pc(s).	
Type	Q 10 DLI	Version
Order No.	<a href="#">1313100000</a>	SAK Series, Cross-connector, for cross-connection link, Number of poles: 10
GTIN (EAN)	4008190167622	
Qty.	20 pc(s).	
Type	Q 3 DLI	Version
Order No.	<a href="#">1312600000</a>	SAK Series, Cross-connector, for cross-connection link, Number of poles: 3
GTIN (EAN)	4008190024604	
Qty.	50 pc(s).	
Type	Q 20 DLI	Version
Order No.	<a href="#">1399800000</a>	SAK Series, Cross-connector, for cross-connection link, Number of poles: 20
GTIN (EAN)	4008190070670	
Qty.	20 pc(s).	
Type	Q 4 DLI	Version
Order No.	<a href="#">1312700000</a>	SAK Series, Cross-connector, for cross-connection link, Number of poles: 4
GTIN (EAN)	4008190162122	
Qty.	50 pc(s).	

**DLD 2.5/PE DB**

**Weidmüller Interface GmbH & Co. KG**  
 Klingenbergstraße 26  
 D-32758 Detmold  
 Germany

www.weidmueller.com

**Accessories**

**Blank**



WS markers are the perfect match for the W-series connectors. Thanks to their system compatibility, the WS tags can also be used with the I-series and the Z-series. The large marking surfaces do not only permit long character strings but also multi-line text. WS markers are ideal for labels with long, customised character strings. Thanks to the proven MultiCard format, printing with PrintJet CONNECT oder/or Plotter is possible.

- Can be fitted in strips or individually
- Markers in proven MultiCard format

**For custom printing:** Please send us a file of our labeling software M-Print PRO or M-Print PRO Online (without installation) for your labeling specifications.

**General ordering data**

Type	WS 8/5 MC NE WS	Version
Order No.	<a href="#">1640740000</a>	WS, Terminal marker, 8 x 5 mm, Pitch in mm (P): 5.00 Weidmueller,
GTIN (EAN)	4008190279103	Allen-Bradley, white
Qty.	720 pc(s).	

## X-ON Electronics

Largest Supplier of Electrical and Electronic Components

*Click to view similar products for [DIN Rail Terminal Blocks](#) category:*

*Click to view products by [Weidmuller](#) manufacturer:*

Other Similar products are found below :

[00110420202](#) [8WA1011-1BH23](#) [8WA1011-1EF20](#) [91.010](#) [9102100000](#) [91.040](#) [9123140000](#) [9123140001](#) [RBO 5-T-B-HEX](#) [1333564](#) [DP25-GY-ND](#) [1431306](#) [1433306](#) [HSL-TB64-DIN](#) [90.070](#) [91.020](#) [912314](#) [260-301\\_NR](#) [2757571](#) [280-331](#) [280-560](#) [280-564](#) [281-611/281-542](#) [281-673/281-411](#) [281-994](#) [283-317](#) [283-607](#) [2909798](#) [264-724](#) [264-726](#) [280-530](#) [280-555](#) [280-619](#) [281-610](#) [281-622/281-417](#) [284-317](#) [284-601](#) [2907033](#) [3048496](#) [5542152](#) [35956](#) [USK 10](#) [102510](#) [1025100000](#) [5520682](#) [5607102](#) [EMH 25-ZE30](#) [591620-2](#) [UM 45-SEFE](#) [M.NUT BK](#) [1-591651-1](#)