


DLI 2.5 DB**Weidmüller Interface GmbH & Co. KG**

Klingenbergstraße 26

D-32758 Detmold

Germany

www.weidmueller.com

Product image**Signal wiring**

Tailored and particularly compact: with our AIO initiator/actuator terminal blocks, you are relying on an application-optimised solution for signal wiring. We also offer you other terminal blocks featuring spring and screw connection technology for signal wiring.

General ordering data

Version	W-Series, Initiator/actuator terminal, Rated cross-section: 2.5 mm ² , Screw connection
Order No.	1783820000
Type	DLI 2.5 DB
GTIN (EAN)	4032248211494
Qty.	100 pc(s).

Creation date January 14, 2022 7:07:10 AM CET

Catalogue status 17.12.2021 / We reserve the right to make technical changes.

DLI 2.5 DB**Weidmüller Interface GmbH & Co. KG**

Klingenbergstraße 26

D-32758 Detmold

Germany

www.weidmueller.com

Technical data**Dimensions and weights**

Depth	48.5 mm	Depth (inches)	1.909 inch
Depth including DIN rail	49 mm	Height	66 mm
Height (inches)	2.598 inch	Width	6.1 mm
Width (inches)	0.24 inch	Net weight	9.52 g

Temperatures

Storage temperature	-25 °C...55 °C	Continuous operating temp., min.	-50 °C
Continuous operating temp., max.	120 °C		

Material data

Material	Wemid	Colour	dark beige
UL 94 flammability rating	V-0		

System specifications

Version	Screw connection, One end without connector	End cover plate required	Yes
Number of potentials	3	Number of levels	3
Number of clamping points per level	1	Number of potentials per tier	1
Levels cross-connected internally	No	PE connection	No
Rail	TS 35	N-function	No
PE function	No	PEN function	No

Additional technical data

Explosion-tested version	No	Number of similar terminals	1
Open sides	right	Type of mounting	Snap-on

CSA rating data

Certificate No. (CSA)	12400-134	Current size C (CSA)	10 A
Voltage size C (CSA)	300 V	Wire cross section max. (CSA)	12 AWG
Wire cross section min. (CSA)	26 AWG		

Conductors for clamping (additional connection)

Conductor cross-section, flexible plus plastic collar DIN 46228/1, further connection, max. 2.5 mm²

Conductors for clamping (rated connection)

Blade size 0.6 x 3.5 mm

DLI 2.5 DB

Weidmüller Interface GmbH & Co. KG
 Klingenbergstraße 26
 D-32758 Detmold
 Germany

www.weidmueller.com

Technical data

Clampable conductor	Connection specification		Screw connection	
	Cross-section for conductor connection	Type	solid, H05(07) V-U	
		min.	0.5 mm ²	
		max.	4 mm ²	
		nominal	2.5 mm ²	
	wire end ferrule	Stripping length	min.	7 mm
			max.	7 mm
			nominal	7 mm
		Tightening torque	min.	0.4 Nm
	max.		0.6 Nm	
	Recommended wire-end ferrule			
	Connection specification		Screw connection	
Cross-section for conductor connection	Type	stranded, H07V-R		
	min.	1.5 mm ²		
	max.	4 mm ²		
	nominal	2.5 mm ²		
wire end ferrule	Stripping length	min.	7 mm	
		max.	7 mm	
		nominal	7 mm	
	Tightening torque	min.	0.4 Nm	
max.		0.6 Nm		
Recommended wire-end ferrule				
Connection specification		Screw connection		
Cross-section for conductor connection	Type	flexible, H05(07) V-K		
	min.	0.5 mm ²		
	max.	4 mm ²		
	nominal	2.5 mm ²		
wire end ferrule	Stripping length	min.	7 mm	
		max.	7 mm	
		nominal	7 mm	
	Tightening torque	min.	0.4 Nm	
max.		0.6 Nm		
Recommended wire-end ferrule				
Clamping range, max.	4 mm ²			
Clamping range, min.	0.13 mm ²			
Clamping screw	M 2.5			
Connection cross-section, stranded, max.	4 mm ²			
Connection cross-section, stranded, min.	1.5 mm ²			
Connection direction	on side			
Gauge to IEC 60947-1	A3			
Number of connections	4			
Stripping length	7 mm			
Tightening torque, max.	0.6 Nm			
Tightening torque, min.	0.4 Nm			
Torque level with DMS electric screwdriver	1			
Type of connection	Screw connection			
Wire connection cross section AWG, max.	AWG 12			
Wire connection cross section AWG, min.	AWG 26			
Wire connection cross section, finely stranded, max.	4 mm ²			
Wire connection cross section, finely stranded, min.	0.5 mm ²			

Creation date January 14, 2022 7:07:10 AM CET

Data sheet

DLI 2.5 DB

Weidmüller Interface GmbH & Co. KG
 Klingenbergstraße 26
 D-32758 Detmold
 Germany

www.weidmueller.com

Technical data

Wire connection cross-section, finely stranded with wire-end ferrules DIN 46228/1, max.	2.5 mm ²
Wire connection cross-section, finely stranded with wire-end ferrules DIN 46228/1, min.	0.5 mm ²
Wire connection cross-section, solid core, max.	4 mm ²
Wire connection cross-section, solid core, min.	0.5 mm ²

General

Rail	TS 35	Standards	IEC 60947-7-1
Wire connection cross section AWG, max.	AWG 12	Wire connection cross section AWG, min.	AWG 26

Rating data

Rated cross-section	2.5 mm ²	Rated voltage	250 V
Rated current	24 A	Current at maximum wires	32 A
Standards	IEC 60947-7-1	Volume resistance according to IEC 60947-7-x	1.33 mΩ
Rated impulse withstand voltage	4 kV	Power loss in accordance with IEC 60947-7-x	0.77 W
Pollution severity	3	Surge voltage category	III

UL rating data

Certificate No. (UR)	E60693	Conductor size Factory wiring max. (UR)	12 AWG
Conductor size Factory wiring min. (UR)	26 AWG	Conductor size Field wiring max. (UR)	12 AWG
Conductor size Field wiring min. (UR)	22 AWG	Current size D (UR)	10 A
Voltage size D (UR)	300 V		

Classifications

ETIM 6.0	EC000900	ETIM 7.0	EC000900
ETIM 8.0	EC000900	ECLASS 9.0	27-14-11-28
ECLASS 9.1	27-14-11-28	ECLASS 10.0	27-14-11-28
ECLASS 11.0	27-14-11-28		

Approvals

Approvals



ROHS	Conform
UL File Number Search	E60693

DLI 2.5 DB

Weidmüller Interface GmbH & Co. KG
Klingenbergstraße 26
D-32758 Detmold
Germany

www.weidmueller.com

Technical data**Downloads**

Approval/Certificate/Document of Conformity	EAC certificate CE Declaration of Conformity CE Declaration of Conformity all terminals
Engineering Data	CAD data – STEP
Engineering Data	EPLAN, WSCAD, Zuken E3.S
User Documentation	StorageConditionsTerminalBlocks
Catalogues	Catalogues in PDF-format
Brochures	

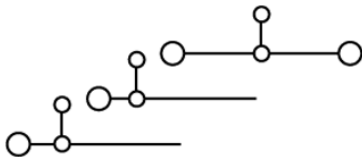
Data sheet

DLI 2.5 DB

Weidmüller Interface GmbH & Co. KG
Klingenbergstraße 26
D-32758 Detmold
Germany

www.weidmueller.com

Drawings



DLI 2.5 DB

Weidmüller Interface GmbH & Co. KG
 Klingenbergstraße 26
 D-32758 Detmold
 Germany

www.weidmueller.com

Accessories

Connection sleeves



General ordering data

Type	VH 4.2/4/2.8 DLI2.5	Version
Order No.	134580000	SAK Series, Connecting sleeve, for cross-connection link, Number of
GTIN (EAN)	4008190070403	poles: 1
Qty.	100 pc(s).	

1.5 mm²



Signal wiring

Tailored and particularly compact: with our AIO initiator/actuator terminal blocks, you are relying on an application-optimised solution for signal wiring. We also offer you other terminal blocks featuring spring and screw connection technology for signal wiring.

General ordering data

Type	VQB 1.5/50 SW	Version
Order No.	1635120000	SAK Series, Cross-connector bridge, for cross-connection link, Number
GTIN (EAN)	4008190262761	of poles: 50
Qty.	5 pc(s).	
Type	VQB 1.5/50 RT	Version
Order No.	1633290000	SAK Series, Cross-connector bridge, for cross-connection link, Number
GTIN (EAN)	4008190257750	of poles: 50
Qty.	5 pc(s).	
Type	VQB 1.5/50 BL	Version
Order No.	1633280000	SAK Series, Cross-connector bridge, for cross-connection link, Number
GTIN (EAN)	4008190257743	of poles: 50
Qty.	5 pc(s).	

DLI 2.5 DB

Weidmüller Interface GmbH & Co. KG
 Klingenbergstraße 26
 D-32758 Detmold
 Germany

www.weidmueller.com

Accessories

SAK-Series



SAK
Series

A partition plate is used for the optical separation of circuits or used for electrical isolation from neighbouring cross-connectors. In contrast to the end plate, the contour can be larger than the adjacent terminal blocks. However, it should not be smaller, as otherwise the required clearance and creepage distances within the application can no longer be maintained.

General ordering data

Type	TSCH 1	Version
Order No.	0319160000	SAK Series, Small partition, beige, 2 mm
GTIN (EAN)	4008190097219	
Qty.	100 pc(s).	

2.5 mm²

Signal wiring

Tailored and particularly compact: with our AIO initiator/actuator terminal blocks, you are relying on an application-optimised solution for signal wiring. We also offer you other terminal blocks featuring spring and screw connection technology for signal wiring.

General ordering data

Type	QL 2 DLI	Version
Order No.	0297200000	SAK Series, Cross-connection lug, for screwable cross-connection, Number of poles: 2
GTIN (EAN)	4008190057176	
Qty.	100 pc(s).	
Type	Q 4 DLI	Version
Order No.	1312700000	SAK Series, Cross-connector, for cross-connection link, Number of poles: 4
GTIN (EAN)	4008190162122	
Qty.	50 pc(s).	
Type	Q 20 DLI	Version
Order No.	1399800000	SAK Series, Cross-connector, for cross-connection link, Number of poles: 20
GTIN (EAN)	4008190070670	
Qty.	20 pc(s).	
Type	Q 3 DLI	Version
Order No.	1312600000	SAK Series, Cross-connector, for cross-connection link, Number of poles: 3
GTIN (EAN)	4008190024604	
Qty.	50 pc(s).	
Type	Q 10 DLI	Version
Order No.	1313100000	SAK Series, Cross-connector, for cross-connection link, Number of poles: 10
GTIN (EAN)	4008190167622	
Qty.	20 pc(s).	

Data sheet

DLI 2.5 DB

Weidmüller Interface GmbH & Co. KG
 Klingenbergstraße 26
 D-32758 Detmold
 Germany

www.weidmueller.com

Accessories

Type	Q 2 DLI	Version
Order No.	1312500000	SAK Series, Cross-connector, for cross-connection link, Number of
GTIN (EAN)	4008190039837	poles: 2
Qty.	50 pc(s).	

Blank



WS markers are the perfect match for the W-series connectors. Thanks to their system compatibility, the WS tags can also be used with the I-series and the Z-series. The large marking surfaces do not only permit long character strings but also multi-line text. WS markers are ideal for labels with long, customised character strings. Thanks to the proven MultiCard format, printing with PrintJet CONNECT oder/or Plotter is possible.


- Can be fitted in strips or individually
- Markers in proven MultiCard format

For custom printing: Please send us a file of our labeling software M-Print PRO or M-Print PRO Online (without installation) for your labeling specifications.

General ordering data

Type	WS 8/5 MC NE WS	Version
Order No.	1640740000	WS, Terminal marker, 8 x 5 mm, Pitch in mm (P): 5.00 Weidmueller,
GTIN (EAN)	4008190279103	Allen-Bradley, white
Qty.	720 pc(s).	

SAK-Series



Weidmüller's range of products includes end brackets that guarantee a permanent, reliable mounting on the terminal rail and prevent sliding. Versions with and without screws are available. The end brackets include marking options, also for group markers, and also a test plug holder.

General ordering data

Type	EW 35	Version
Order No.	0383560000	Accessories, End bracket
GTIN (EAN)	4008190181314	
Qty.	50 pc(s).	

DLI 2.5 DB

Weidmüller Interface GmbH & Co. KG
 Klingenbergstraße 26
 D-32758 Detmold
 Germany

www.weidmueller.com

Accessories

Custom printing



The Dekafix (DEK) marker is the universal marker for all conductor and plug-in connectors as well as for electronic sub-assemblies. The system is ideal for short number sequences and covers a wide range of ready-printed markers.

Strips for fast installation in only one work step. The printing is easy to read, rich in contrast and available in various widths.


- Large range of ready-to-use markers
- Strips for fast installation
- Terminal markers, suitable for all Weidmüller cable connectors
- Available as blank MultiCard or with standard printing

For custom printing: Please send us a file of our labeling software M-Print PRO or M-Print PRO Online (without installation) for your labeling specifications.

General ordering data

Type	DEK 5/6 MC SDR	Version
Order No.	1609830000	Dekafix, Terminal marker, 5 x 6 mm, Pitch in mm (P): 6.00
GTIN (EAN)	4008190456603	Weidmueller, To customer specification
Qty.	200 pc(s).	

SchT group marker carrier



The SchT 5 S group tag carriers are clipped directly onto the TS 32 mounting rail (G-rail) or the TS 35 mounting rail (top-hat rail). It is therefore possible to label the terminal strip irrespective of the terminal and the type of terminal. SchT 5 and SchT 5 S are fitted with ESO 5, STR 5 protective strips.

The SchT 7 is a hinged group tag carrier for inlay tags which enables easy access to the clamping screw. The SchT 7 is fitted with ESO 7, STR 7 protective strips or DEK 5.

Inlay tags and protective strips can be found under "Accessories".

General ordering data

Type	SCHT 7	Version
Order No.	0517960000	SCHT, Terminal marker, 39.3 x 8 mm, Pitch in mm (P): 7.00
GTIN (EAN)	4008190001742	Weidmueller, white
Qty.	20 pc(s).	

DLI 2.5 DB

Weidmüller Interface GmbH & Co. KG
 Klingenbergstraße 26
 D-32758 Detmold
 Germany

www.weidmueller.com

Accessories

Support brackets



Support brackets can be arranged at the end or in the course of a terminal strip. They can be clipped on TS 32 or TS 35 mounting rails and serve as supports for the respective cover profiles.

General ordering data

Type	HP 4 ADP3	Version
Order No.	0485860000	SAK Series, Fixing plate, beige, 3 mm
GTIN (EAN)	4008190151096	
Qty.	20 pc(s).	

Blank



The Dekafix (DEK) marker is the universal marker for all conductor and plug-in connectors as well as for electronic sub-assemblies. The system is ideal for short number sequences and covers a wide range of ready-printed markers.

Strips for fast installation in only one work step. The printing is easy to read, rich in contrast and available in various widths.

- Large range of ready-to-use markers
- Strips for fast installation
- Terminal markers, suitable for all Weidmüller cable connectors
- Available as blank MultiCard or with standard printing

For custom printing: Please send us a file of our labeling software M-Print PRO or M-Print PRO Online (without installation) for your labeling specifications.

General ordering data

Type	DEK 5/6 MC NE WS	Version
Order No.	1609820000	Dekafix, Terminal marker, 5 x 6 mm, Pitch in mm (P): 6.00
GTIN (EAN)	4008190203436	Weidmueller, white
Qty.	1,000 pc(s).	

DLI 2.5 DB

Weidmüller Interface GmbH & Co. KG
 Klingenbergstraße 26
 D-32758 Detmold
 Germany

www.weidmueller.com

Accessories

WS 8/5



WS/ DEK

MultiMark terminal markers use an innovative composite material made from two components. The hard base contour of the marker snaps securely into the connector. The elastic surface finish makes the marker easy to mount. This specially punched material enables the strips to be stretched to accommodate the slight variations in spacing that tend to add up, especially with long terminal blocks. Another advantage: the excellent printability of the surface material guarantees durable and wear-resistant labelling. A print resolution of 300 dpi also produces a very legible script.

Your benefits with MultiMark

- Firm hold and durable printing
- Continuous strips save installation time
- Easy mounting thanks to an innovative composite material
- Large label field for optimal legibility
- High flexibility thanks to manufacturer independence

General ordering data

Type	WS 8/5 MM WS	Version
Order No.	2007150000	WS, Terminal marker, 8 x 5 mm, Weidmueller, white
GTIN (EAN)	4050118392029	
Qty.	800 pc(s).	

Cover profiles



Cover profiles provide protection against external impact on functional areas of the terminal blocks or in combination with our support brackets for the entire terminal strip. They provide protection against electric shock caused by accidental contact with live parts due to operation or faults.

General ordering data

Type	ADP 3/HP3 1M	Version
Order No.	0485400000	SAK Series, Cover profile, Transparent, 1000 mm
GTIN (EAN)	4008190023928	
Qty.	1 m	

X-ON Electronics

Largest Supplier of Electrical and Electronic Components

Click to view similar products for [DIN Rail Terminal Blocks](#) category:

Click to view products by [Weidmuller](#) manufacturer:

Other Similar products are found below :

[00110420202](#) [8WA1011-1BH23](#) [8WA1011-1EF20](#) [91.010](#) [9102100000](#) [91.040](#) [9123140000](#) [9123140001](#) [RBO 5-T-B-HEX](#) [1333564](#) [DP25-GY-ND](#) [1431306](#) [1433306](#) [NFT2-WH](#) [HSL-TB64-DIN](#) [90.070](#) [91.020](#) [912314](#) [260-301_NR](#) [2757571](#) [280-331](#) [280-560](#) [280-564](#) [281-611/281-542](#) [281-673/281-411](#) [281-994](#) [283-317](#) [283-607](#) [2909798](#) [264-724](#) [264-726](#) [280-530](#) [280-555](#) [280-619](#) [281-610](#) [281-622/281-417](#) [284-317](#) [284-601](#) [2907033](#) [3048496](#) [5542152](#) [35956](#) [USK 10](#) [102510](#) [1025100000](#) [5520682](#) [5607102](#) [EMH 25-ZE30](#) [591620-2](#) [UM 45-SEFE M.NUT BK](#)