

**ZDK 2.5-2V BL****Weidmüller Interface GmbH & Co. KG**

Klingenbergstraße 26

D-32758 Detmold

Germany

www.weidmueller.com

**Product image**

To feed through power, signal, and data is the classical requirement in electrical engineering and panel building. The insulating material, the connection system and the design of the terminal blocks are the differentiating features. A feed-through terminal block is suitable for joining and/or connecting one or more conductors. They could have one or more connection levels that are on the same potential or insulated against one another.

**General ordering data**

|            |  |
|------------|--|
| Version    | Feed-through terminal, Double-tier terminal, Tension-clamp connection, 2.5 mm <sup>2</sup> , 800 V, 24 A, blue |
| Order No.  | <a href="#">1791040000</a>   |
| Type       | ZDK 2.5-2V BL  |
| GTIN (EAN) | 4032248331192  |
| Qty.       | 50 pc(s).  |

Creation date September 16, 2022 11:37:03 AM CEST

Catalogue status 09.09.2022 / We reserve the right to make technical changes.

**ZDK 2.5-2V BL****Weidmüller Interface GmbH & Co. KG**

Klingenbergstraße 26

D-32758 Detmold

Germany

www.weidmueller.com

**Technical data****Dimensions and weights**

|                          |            |                |            |
|--------------------------|------------|----------------|------------|
| Depth                    | 54.5 mm    | Depth (inches) | 2.146 inch |
| Depth including DIN rail | 55.5 mm    | Height         | 72.5 mm    |
| Height (inches)          | 2.854 inch | Width          | 5.1 mm     |
| Width (inches)           | 0.201 inch | Net weight     | 10.9 g     |

**Temperatures**

|                                  |                |                                  |   |
|----------------------------------|----------------|----------------------------------|---|
| Storage temperature              |                | Operating temperature range      | For operating temperature range see EC Design Test Certificate / IEC Ex-Certificate of Conformity |
|                                  | -25 °C...55 °C |                                  |   |
| Continuous operating temp., min. | -60 °C         | Continuous operating temp., max. | 130 °C  |

**Material data**

|                           |       |        |      |
|---------------------------|-------|--------|------|
| Material                  | Wemid | Colour | blue |
| UL 94 flammability rating | V-0   |        |      |

**Rating data IECEx/ATEX**

|                                |   |                                 |                   |
|--------------------------------|---|---------------------------------|-------------------|
| Certificate No. (ATEX)         | DEMKO16ATEX1808U  | Certificate No. (IECEX)         | IECEXULD16.0036U  |
| Max. voltage (ATEX)            | 550 V   | Current (ATEX)                  | 21 A              |
| Wire cross section max. (ATEX) | 4 mm <sup>2</sup>   | Max. voltage (IECEX)            | 550 V             |
| Current (IECEX)                | 21 A  | Wire cross section max. (IECEX) | 4 mm <sup>2</sup> |
| Operating temperature range    | For operating temperature range see EC Design Test Certificate / IEC Ex-Certificate of Conformity | Marking EN 60079-7              |                   |
| Ex 2014/34/EU label            | II 2 G D  |                                 | Ex eb II C Gb     |

**System specifications**

|                                   |  |                                     |     |
|-----------------------------------|--|-------------------------------------|-----|
| Version                           | Tension-clamp connection, Vertically cross-connected, for plug-in cross-connector, One end without connector | End cover plate required            | Yes |
| Number of levels                  | 2  | Number of clamping points per level | 2   |
| Levels cross-connected internally | Yes  | PE connection                       | No  |
| Rail                              | TS 35  |                                     |     |

**Additional technical data**

|                          |       |                             |         |
|--------------------------|-------|-----------------------------|---------|
| Explosion-tested version | Yes   | Number of similar terminals | 1       |
| Open sides               | right | Type of mounting            | Snap-on |

**CSA rating data**

|                               |                |                               |        |
|-------------------------------|----------------|-------------------------------|--------|
| Certificate No. (CSA)         | 200039-1236167 | Current size B (CSA)          | 25 A   |
| Current size D (CSA)          | 10 A           | Voltage size B (CSA)          | 300 V  |
| Voltage size D (CSA)          | 300 V          | Wire cross section max. (CSA) | 12 AWG |
| Wire cross section min. (CSA) | 30 AWG         |                               |        |

## ZDK 2.5-2V BL

Weidmüller Interface GmbH &amp; Co. KG

Klingenbergstraße 26

D-32758 Detmold

Germany

www.weidmueller.com

## Technical data

## Conductors for clamping (rated connection)

|   |                      |   |                          |
|---|----------------------|---|--------------------------|
| Blade size  | 0.6 x 3.5 mm         | Clamping range, max.  | 4 mm <sup>2</sup>        |
| Clamping range, min.  | 0.05 mm <sup>2</sup> | Connection direction  | Inclined / angled        |
| Gauge to IEC 60947-1  | A2                   | Number of connections   | 4                        |
| Stripping length  | 10 mm                | Type of connection  | Tension-clamp connection |
| Wire connection cross section AWG, max.   | AWG 12               | Wire connection cross section AWG, min.   | AWG 30                   |
| Wire connection cross section, finely stranded, max.                                    | 2.5 mm <sup>2</sup>  | Wire connection cross section, finely stranded, min.                                    | 0.5 mm <sup>2</sup>      |
| Wire connection cross-section, finely stranded with wire-end ferrules DIN 46228/1, max. | 2.5 mm <sup>2</sup>  | Wire connection cross-section, finely stranded with wire-end ferrules DIN 46228/1, min. | 0.5 mm <sup>2</sup>      |
| Wire connection cross-section, finely stranded with wire-end ferrules DIN 46228/4, max. | 1.5 mm <sup>2</sup>  | Wire connection cross-section, finely stranded with wire-end ferrules DIN 46228/4, min. | 0.5 mm <sup>2</sup>      |
| Wire connection cross-section, solid core, max.   | 4 mm <sup>2</sup>    | Wire connection cross-section, solid core, min.   | 0.5 mm <sup>2</sup>      |

## General

|   |        |   |               |
|---|--------|---|---------------|
| Rail                                    | TS 35  | Standards                               | IEC 60947-7-1 |
| Wire connection cross section AWG, max. | AWG 12 | Wire connection cross section AWG, min. | AWG 30        |

## Rating data

|                                 |                     |  |         |
|---------------------------------|---------------------|--|---------|
| Rated cross-section             | 2.5 mm <sup>2</sup> | Rated voltage                                | 800 V   |
| Rated current                   | 24 A                | Current at maximum wires                     | 24 A    |
| Standards                       | IEC 60947-7-1       | Volume resistance according to IEC 60947-7-x | 1.33 mΩ |
| Rated impulse withstand voltage | 8 kV                | Power loss in accordance with IEC 60947-7-x  | 0.77 W  |
| Pollution severity              | 3                   |  |         |

## UL rating data

|  |        |  |        |
|--|--------|--|--------|
| Certificate No. (cURus)                    | E60693 | Conductor size Factory wiring max. (cURus) | 12 AWG |
| Conductor size Factory wiring min. (cURus) | 30 AWG | Conductor size Field wiring max. (cURus)   | 12 AWG |
| Conductor size Field wiring min. (cURus)   | 30 AWG | Current size C (cURus)                     | 20 A   |
| Voltage size C (cURus)                     | 600 V  |  |        |

## Classifications

|             |             |             |             |
|-------------|-------------|-------------|-------------|
| ETIM 6.0    | EC000897    | ETIM 7.0    | EC000897    |
| ETIM 8.0    | EC000897    | ECLASS 9.0  | 27-14-11-20 |
| ECLASS 9.1  | 27-14-11-20 | ECLASS 10.0 | 27-14-11-20 |
| ECLASS 11.0 | 27-14-11-20 | ECLASS 12.0 | 27-14-11-20 |

## ZDK 2.5-2V BL

**Weidmüller Interface GmbH & Co. KG**  
 Klingenbergstraße 26  
 D-32758 Detmold  
 Germany

www.weidmueller.com

## Technical data

### Approvals

Approvals



|                           |            |
|---------------------------|------------|
| ROHS                      | Conform    |
| UL File Number Search     | UL Website |
| Certificate No. (cURus)   | E60693     |
| Certificate No. (cURusEX) | E184763    |

### Downloads

|   |   |
|---|---|
| Approval/Certificate/Document of Conformity | <a href="#">Attestation of Conformity</a><br><a href="#">UKCA Ex Attestation of Conformity</a><br><a href="#">ATEX Certificate</a><br><a href="#">IECEX Certificate</a><br><a href="#">EAC certificate</a><br><a href="#">EAC EX Certificate</a><br><a href="#">CCC Ex Certificate</a><br><a href="#">UKCA Ex Certificate</a><br><a href="#">CE Declaration of Conformity</a><br><a href="#">CE Declaration of Conformity all terminals</a><br><a href="#">UKCA Declaration of Conformity</a> |
| Engineering Data                            | <a href="#">CAD data – STEP</a>   |
| Engineering Data                            | <a href="#">EPLAN, WSCAD</a>  |
| User Documentation                          | <a href="#">NTI ZDK-PE 2.5-2 V</a><br><a href="#">StorageConditionsTerminalBlocks</a>   |
| Catalogues                                  | <a href="#">Catalogues in PDF-format</a>  |
| Brochures                                   |   |




**Data sheet**

**ZDK 2.5-2V BL**

**Weidmüller Interface GmbH & Co. KG**  
Klingenbergstraße 26  
D-32758 Detmold  
Germany

[www.weidmueller.com](http://www.weidmueller.com)

**Drawings**



## X-ON Electronics

Largest Supplier of Electrical and Electronic Components

*Click to view similar products for [DIN Rail Terminal Blocks](#) category:*

*Click to view products by [Weidmuller](#) manufacturer:*

Other Similar products are found below :

[00110420202](#) [00175550302](#) [8WA1011-1BH23](#) [8WA1011-1EF20](#) [91.040](#) [9123140000](#) [RBO 5-T-B-HEX](#) [1333564](#) [DP25-GY-ND](#) [1431306](#)  
[HSL-TB64-DIN](#) [90.070](#) [90.202](#) [912314](#) [260-301\\_NR](#) [2757571](#) [280-331](#) [280-560](#) [280-564](#) [281-611/281-542](#) [281-673/281-411](#) [281-994](#)  
[283-317](#) [283-607](#) [2948995](#) [264-724](#) [264-726](#) [280-530](#) [280-555](#) [280-619](#) [281-610](#) [281-622/281-417](#) [284-317](#) [284-601](#) [2907033](#) [5542152](#)  
[35956](#) [USK 10](#) [102510](#) [5520682](#) [5607102](#) [EMH 25-ZE30](#) [591620-2](#) [UM 45-SEFE M.NUT BK](#) [1-591651-1](#) [8671050000](#) [264-706](#) [280-575](#)  
[281-664](#) [592814-1](#)