

WSI 4**Weidmüller Interface GmbH & Co. KG**

Klingenbergstraße 26

D-32758 Detmold

Germany

www.weidmueller.com

Product image**Klippon® Connect with clamping yoke Technology**

The high reliability and variety of designs of the terminal blocks with clamping yoke connections make planning easier and optimises operational safety. Klippon® Connect provides a proven response to a range of different requirements.

General ordering data

Version	W-Series, Fuse terminal, Rated cross-section: 4 mm ² , Screw connection
Order No.	1886580000
Type	WSI 4
GTIN (EAN)	4032248492060
Qty.	50 pc(s).

Creation date January 15, 2022 3:39:28 AM CET

Catalogue status 17.12.2021 / We reserve the right to make technical changes.

WSI 4

Weidmüller Interface GmbH & Co. KG

Klingenbergstraße 26

D-32758 Detmold

Germany

www.weidmueller.com

Technical data

Dimensions and weights

Depth	42.5 mm	Depth (inches)	1.673 inch
Depth including DIN rail	54 mm	Height	50.7 mm
Height (inches)	1.996 inch	Width	8 mm
Width (inches)	0.315 inch	Net weight	11.08 g

Temperatures

Storage temperature	-25 °C...55 °C	Continuous operating temp., min.	-50 °C
Continuous operating temp., max.	120 °C		

Material data

Material	Wemid	Colour	black
UL 94 flammability rating	V-0		

System specifications

Version	Screw connection, Fuse isolator, in closed state	End cover plate required	No
Number of potentials	1	Number of levels	1
Number of clamping points per level	2	Number of potentials per tier	1
Levels cross-connected internally	No	PE connection	No
Rail	TS 35	N-function	No
PE function	No	PEN function	No

2 clampable conductors (H05V/H07V) with equal cross-section (rated connection)

Cross-section for connected wire, solid, two clampable wires, max.	1.5 mm ²	Cross-section for connected wire, solid, two clampable wires, min.	0.5 mm ²
Wire connection cross section, finely stranded with wire-end ferrules DIN 46228/1, 2 clampable wires, max.	1.5 mm ²	Wire connection cross section, finely stranded with wire-end ferrules DIN 46228/1, 2 clampable wires, min.	0.5 mm ²
Wire connection cross section, finely stranded, two clampable wires, min.	0.5 mm ²	Wire cross-section, finely stranded, two clampable wires, max.	1.5 mm ²

Additional technical data

Number of similar terminals	1	Type of mounting	Snap-on
-----------------------------	---	------------------	---------

CSA rating data

Certificate No. (CSA)	200039-1575489	Current size C (CSA)	15 A
Voltage size C (CSA)	300 V	Wire cross section max. (CSA)	12 AWG
Wire cross section min. (CSA)	30 AWG		

Conductors for clamping (rated connection)

Blade size	0.6 x 3.5 mm
------------	--------------

WSI 4

Weidmüller Interface GmbH & Co. KG
 Klingenbergstraße 26
 D-32758 Detmold
 Germany

www.weidmueller.com

Technical data

Clampable conductor	Connection specification		Screw connection		
	Cross-section for conductor connection	Type	solid, H05(07) V-U		
		min.	0.5 mm ²		
		max.	4 mm ²		
		nominal	4 mm ²		
	wire end ferrule	Stripping length	min.	8 mm	
			max.	8 mm	
			nominal	8 mm	
		Tightening torque	min.	0.4 Nm	
	max.		0.4 Nm		
	Recommended wire-end ferrule				
	Connection specification		Screw connection		
Cross-section for conductor connection	Type	stranded, H07V-R			
	min.	1.5 mm ²			
	max.	4 mm ²			
	nominal	4 mm ²			
wire end ferrule	Stripping length	min.	8 mm		
		max.	8 mm		
		nominal	8 mm		
	Tightening torque	min.	0.4 Nm		
max.		0.4 Nm			
Recommended wire-end ferrule					
Connection specification		Screw connection			
Cross-section for conductor connection	Type	flexible, H05(07) V-K			
	min.	0.5 mm ²			
	max.	4 mm ²			
	nominal	4 mm ²			
wire end ferrule	Stripping length	min.	8 mm		
		max.	8 mm		
		nominal	8 mm		
	Tightening torque	min.	0.4 Nm		
max.		0.4 Nm			
Recommended wire-end ferrule					
Clamping range, max.	4 mm ²				
Clamping range, min.	0.5 mm ²				
Clamping screw	M 3				
Connection cross-section, stranded, max.	4 mm ²				
Connection cross-section, stranded, min.	1.5 mm ²				
Connection direction	on side				
Gauge to IEC 60947-1	A3				
Number of connections	2				
Stripping length	8 mm				
Tightening torque, max.	0.4 Nm				
Tightening torque, min.	0.4 Nm				
Torque level with DMS electric screwdriver	2				
Type of connection	Screw connection				
Wire connection cross section AWG, max.	AWG 12				
Wire connection cross section AWG, min.	AWG 22				
Wire connection cross section, finely stranded, max.	4 mm ²				
Wire connection cross section, finely stranded, min.	0.5 mm ²				

Creation date January 15, 2022 3:39:28 AM CET

WSI 4

Weidmüller Interface GmbH & Co. KG

Klingenbergstraße 26

D-32758 Detmold

Germany

www.weidmueller.com

Technical data

Wire connection cross-section, finely stranded with wire-end ferrules DIN 46228/1, max.	2.5 mm ²
---	---------------------

Wire connection cross-section, finely stranded with wire-end ferrules DIN 46228/1, min.	0.5 mm ²
---	---------------------

Wire connection cross-section, solid core, max.	4 mm ²
---	-------------------

Wire connection cross-section, solid core, min.	0.5 mm ²
---	---------------------

Dimensions

TS 35 offset	32.5 mm
--------------	---------

Display element

Operating voltage for display, max.	500 V
-------------------------------------	-------

Fuse terminals

Cartridge fuse	G-Si. 5 x 20
----------------	--------------

Fuse holder (cartridge holder)	Pivoting
--------------------------------	----------

Power loss for overload and short-circuit protection for a composite arrangement	1.6 W at 6.3 A @ 23°C
--	-----------------------

Power loss for short-circuit protection only for a composite arrangement	2.5 W at 6.3 A @ 47°C
--	-----------------------

Display	Without LED
---------	-------------

Operating voltage, max.	250 V
-------------------------	-------

Power loss for overload and short-circuit protection for an individual arrangement	1.6 W at 6.3 A @ 34°C
--	-----------------------

Power loss for short-circuit protection only for an individual arrangement	4.0 W at 6.3 A @ 63°C
--	-----------------------

General

Rail	TS 35
------	-------

Wire connection cross section AWG, max.	AWG 12
---	--------

Standards	IEC 60947-7-3
-----------	---------------

Wire connection cross section AWG, min.	AWG 22
---	--------

Rating data

Rated cross-section	4 mm ²
---------------------	-------------------

Rated voltage to adjoining terminal	500 V
-------------------------------------	-------

Current at maximum wires	6.3 A
--------------------------	-------

Volume resistance according to IEC 60947-7-x	1 mΩ
--	------

Power loss in accordance with IEC 60947-7-x	1.02 W
---	--------

Rated voltage	250 V
---------------	-------

Rated current	6.3 A
---------------	-------

Standards	IEC 60947-7-3
-----------	---------------

Rated impulse withstand voltage	6 kV
---------------------------------	------

Pollution severity	3
--------------------	---

UL rating data

Certificate No. (cURus)	E60693
-------------------------	--------

Conductor size Factory wiring min. (cURus)	30 AWG
--	--------

Conductor size Field wiring min. (cURus)	30 AWG
--	--------

Current size C (cURus)	15 A
------------------------	------

Voltage size C (cURus)	300 V
------------------------	-------

Conductor size Factory wiring max. (cURus)	12 AWG
--	--------

Conductor size Field wiring max. (cURus)	12 AWG
--	--------

Current size B (cURus)	15 A
------------------------	------

Voltage size B (cURus)	300 V
------------------------	-------

WSI 4

Weidmüller Interface GmbH & Co. KG

Klingenbergstraße 26

D-32758 Detmold

Germany

www.weidmueller.com

Technical data

Classifications

ETIM 6.0	EC000899	ETIM 7.0	EC000899
ETIM 8.0	EC000899	ECLASS 9.0	27-14-11-16
ECLASS 9.1	27-14-11-16	ECLASS 10.0	27-14-11-16
ECLASS 11.0	27-14-11-16		

Approvals

Approvals



ROHS Conform

UL File Number Search E60693

Downloads

Approval/Certificate/Document of Conformity	CB Testreport CB Certificate CB Test certificate EAC certificate Lloyds Register Certificate CE Declaration of Conformity CE Declaration of Conformity all terminals
Engineering Data	CAD data – STEP
Engineering Data	EPLAN, WSCAD, Zuken E3.S
User Documentation	StorageConditionsTerminalBlocks
Catalogues	Catalogues in PDF-format
Brochures	

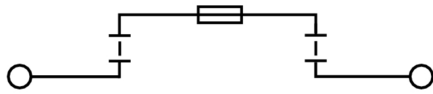
Data sheet

WSI 4

Weidmüller Interface GmbH & Co. KG
Klingenbergstraße 26
D-32758 Detmold
Germany

www.weidmueller.com

Drawings




WSI 4

Weidmüller Interface GmbH & Co. KG
 Klingenbergstraße 26
 D-32758 Detmold
 Germany

www.weidmueller.com

Accessories

Z-Series



Weidmüller's range of products includes end brackets that guarantee a permanent, reliable mounting on the terminal rail and prevent sliding. Versions with and without screws are available. The end brackets include marking options, also for group markers, and also a test plug holder.

General ordering data

Type	ZST 1	Version
Order No.	1269070000	Accessories, Accessories holder
GTIN (EAN)	4050118094091	
Qty.	25 pc(s).	

Blank



The Dekafix (DEK) marker is the universal marker for all conductor and plug-in connectors as well as for electronic sub-assemblies. The system is ideal for short number sequences and covers a wide range of ready-printed markers.

Strips for fast installation in only one work step. The printing is easy to read, rich in contrast and available in various widths.

- Large range of ready-to-use markers
- Strips for fast installation
- Terminal markers, suitable for all Weidmüller cable connectors
- Available as blank MultiCard or with standard printing

For custom printing: Please send us a file of our labeling software M-Print PRO or M-Print PRO Online (without installation) for your labeling specifications.

General ordering data

Type	DEK 5/5 MC NE WS	Version
Order No.	1609801044	Dekafix, Terminal marker, 5 x 5 mm, Pitch in mm (P): 5.00
GTIN (EAN)	4008190397111	Weidmueller, white
Qty.	1,000 pc(s).	

WSI 4

Weidmüller Interface GmbH & Co. KG
 Klingenbergstraße 26
 D-32758 Detmold
 Germany

www.weidmueller.com

Accessories

Slotted screwdriver



Slotted screwdriver with rounded blade SD DIN 5265, ISO 2380/2, output to DIN 5264, ISO 2380/1. ChromTop tip, SoftFinish grip

General ordering data

Type	SDS 0.6X3.5X100	Version
Order No.	9008330000	Screwdriver, Screwdriver
GTIN (EAN)	4032248056286	
Qty.	1 pc(s).	

Combined screwing and cutting tool "Swifty®"

Combined cutting/screwing tool: Swifty® and Swifty® set for clean cutting of copper cables up to 1.5 mm² (solid) and 2.5 mm² (flexible)



General ordering data

Type	SWIFTY SET	Version
Order No.	9006060000	Cutting and screwing-tool, Cutting tool for one-hand operation
GTIN (EAN)	4032248257638	
Qty.	1 pc(s).	


WSI 4

Weidmüller Interface GmbH & Co. KG
 Klingenbergstraße 26
 D-32758 Detmold
 Germany

www.weidmueller.com

Accessories

5x20



For protection against overcurrent, we offer cartridge fuse with dimensions 5x20 mm in sizes from 100 mA to 6.3 A.

General ordering data

Type	G 20/0.25A/F	Version
Order No.	0430500000	Active components, Fuse
GTIN (EAN)	4008190153991	
Qty.	10 pc(s).	
Type	G 20/0.50A/F	Version
Order No.	0430600000	Active components, Fuse
GTIN (EAN)	4008190046835	
Qty.	10 pc(s).	
Type	G 20/1.00A/F	Version
Order No.	0430700000	Active components, Fuse
GTIN (EAN)	4008190093877	
Qty.	10 pc(s).	
Type	G 20/2.00A/F	Version
Order No.	0430900000	Active components, Fuse
GTIN (EAN)	4008190123567	
Qty.	10 pc(s).	

X-ON Electronics

Largest Supplier of Electrical and Electronic Components

Click to view similar products for [DIN Rail Terminal Blocks](#) category:

Click to view products by [Weidmuller](#) manufacturer:

Other Similar products are found below :

[00110420202](#) [8WA1011-1BH23](#) [8WA1011-1EF20](#) [8WA1011-6DG11](#) [91.010](#) [9102100000](#) [91.040](#) [9123140000](#) [9123140001](#) [RBO 5-T-B-HEX](#) [1333564](#) [DP25-GY-ND](#) [1431306](#) [1433306](#) [90.070](#) [90.202](#) [91.020](#) [912314](#) [260-301_NR](#) [2757571](#) [280-331](#) [280-560](#) [280-564](#) [281-611/281-542](#) [281-673/281-411](#) [281-994](#) [283-317](#) [283-607](#) [2909798](#) [264-724](#) [264-726](#) [280-530](#) [280-555](#) [280-619](#) [281-610](#) [281-622/281-417](#) [284-317](#) [284-601](#) [2907033](#) [3048496](#) [5542152](#) [35956](#) [USK 10](#) [102510](#) [1025100000](#) [5520682](#) [5607102](#) [EMH 25-ZE30](#) [591620-2](#) [UM 45-SEFE M.NUT BK](#)